

**SkyScape® Architectural Canopies are available in a variety of profiles and styles.** Our post-supported sunshades provide an attractive building entry and offer weather protection for customers and employees. Posts eliminate the need for hanger supports and allow flexibility with various building conditions. Choose from various louver blades and airfoil profiles and a variety of post and column style options to enhance the surrounding architecture. SkyScape canopies are fabricated using extruded aluminum components for unbeatable strength and durability. Capable of withstanding even the harshest weather conditions, they can last years without rusting or corroding. And because our manufactured canopies are welded, not thru-fastened, field installation is simplified to ensure a top-quality product with a fast completion time.



## POST-SUPPORTED SUNSHADES



### FEATURES

- Engineered
- Fascia Options
- Deck Options
- Strength & Durability
- Drainage Options
- Finish Options

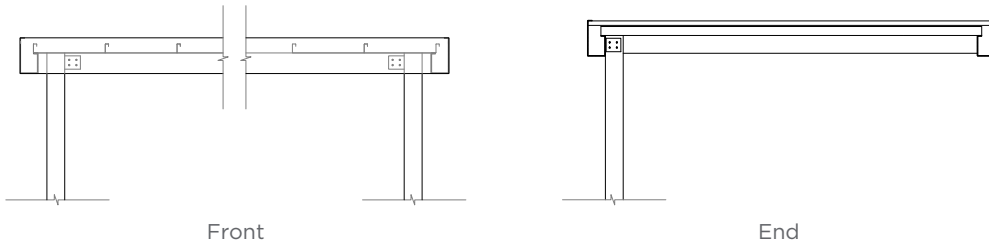
### TYPE OF BUILDINGS & APPLICATIONS

- Retail Buildings
- Education
- Shopping Centers
- Storefronts
- Office Buildings
- Parking Garages
- Renovation Projects

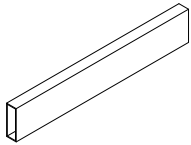
# POST-SUPPORTED SUNSHADES



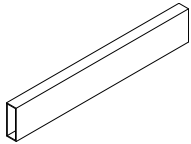
## SECTION DETAIL



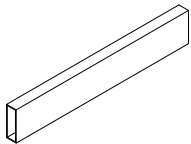
## FASCIA OPTIONS



2" x 4"  
Extruded Tube



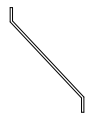
2" x 6"  
Extruded Tube



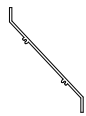
2" x 8"  
Extruded Tube

## DECKING OPTIONS

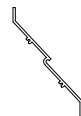
### LOUVER BLADES



L-1  
5.5" x 3.75"



L-1F  
5.5" x 3.75"



L-7  
5.125" x 3.75"

### AIRFOILS



1.5" x 6"



2" x 8"



## SKYSCAPE® ARCHITECTURAL CANOPIES

2885 N Berkeley Lake Rd, NW, Suite 14 \ Duluth, GA 30096

(877) 347-0868 **TOLL FREE** \ (770) 674-6452 **OFFICE**

Sales@SkyScapeCanopies.com

SKYSCAPECANOPIES.COM