

# ENPS Bring Your Own Device Program

## iPads Year 3 - 2024

<b>ICT at ENPS and the New BYOD Program</b>	<b>2</b>
Why is ENPS Changing to 'Bring Your Own Device' BYOD?	2
What are the benefits of BYOD?	2
Why has ENPS Chosen iPads for BYOD?	2
Our Plan for Future Years	2
<b>Hardware Options</b>	<b>3</b>
<b>Family Responsibilities</b>	<b>3</b>
<b>Setting up the iPad</b>	<b>5</b>
Apple ID	5
Purchasing and Downloading Apps	5
Adding a passcode	5
Backing up the iPad and Data Management	5
<b>Student Responsibilities</b>	<b>5</b>
<b>School Responsibilities</b>	<b>5</b>
Security	5
Charging	5
Internet	5
Email	5
Google Apps for Education	5
Classroom Monitoring	6
Support	6
<b>Frequently Asked Questions</b>	<b>7</b>
<b>Before School Checklist and Agreement</b>	<b>8</b>
<b>Internet and Acceptable Use Policy</b>	<b>10</b>
<b>Digital Learning Policy (Internet, Social Media and Digital Devices)</b>	<b>15</b>
<b>Required App List</b>	<b>19</b>

## ICT at ENPS and the new BYOD Program

At Eltham North Primary School, ICT has been a large part of our curriculum and it is our goal to maintain the high standard of ICT access that we have. We have been lucky enough to be able to provide iPads in a 1 between 2 ratio from prep to year 4, and 1 iPad for each student in years 5 and 6. In addition, we have Apple TVs and interactive whiteboards in nearly every room in the school.

### Why is ENPS Changing to 'Bring Your Own Device' BYOD?

Our iPad fleet is ageing and replacing large quantities of iPads is no longer possible with the funding we receive. Many schools already have a BYOD program. This will become more common as it provides students with more individualised learning opportunities.

The iPads will continue to be used in the classroom in a similar manner as before. Workbooks will continue to be used for handwriting, writing tasks, completing projects etc.

### What are the benefits of BYOD?

- Students with personal devices are able to take ownership of their learning more directly and increase the continuity of information access in school and out of school
- BYOD at Eltham North takes the number of iPads from 1 between 2 students in years 3 and 4, to each student having their own iPad
- Teachers will now be able to run full class lessons using iPads with students having instant access to a device
- Security and safety of personal information and login details is increased when removing the need to share devices
- Each student will have more personalised access to engaging and interactive apps and learning materials that provide countless learning opportunities

### Why has ENPS Chosen iPads for BYOD?

We've chosen iPads for the BYOD program for the following reasons:

- They are incredibly reliable and versatile device that can cater to any curriculum requirements
- They have a straightforward user interface that is easy to learn and use
- Privacy of user data is a continued focus of the device
- They are a lightweight portable device with a lengthy battery life that can last the entire school day if fully charged
- They can interact with our teachers' Macbook laptops and Apple TVs throughout the school

### Our Plan for Future Years

ENPS will begin this rollout of BYOD in Year 3. Students will take their device to Year 4 and all the way through to Year 6. Our end goal in 4 years from now is for Years 3 to 6 to all have devices as part of the BYOD program.

iPads will still be provided by ENPS in a 1 between 2 ratio in Prep, Year 1 and Year 2.

## Hardware Options

**If you are planning to purchase a new iPad**, the following models of iPads have been selected because they are able to run and continue to receive updates for the 4 years that they are expected to be used. **ENPS recommends the 9th Generation iPad.**

**iPad Pro (3rd generation and onwards)  
iPad (7th generation and onwards)**

**iPad Air (3rd generation and onwards)**

**iPad minis are not acceptable** due to screen size issues with certain applications such as NAPLAN's Locked Down Browser.

**iPads must be Wifi only.** Any iPads with cellular data, 4G, sim cards, etc. are not allowed.

**Covers are required** and must protect the back of the device and fold across the screen entirely. These are important to help prevent accidental damage to iPads.

Apple Pencils and Bluetooth keyboards or keyboard cases are not required and are optional.

**We have set up a purchasing portal with Learning With Technologies. They are our trusted and primary supplier of school technology. Click [here](#) for the purchasing portal or navigate to <https://enp.orderportal.com.au/>**

**If your family already has an iPad that you would like to use**, the following models of iPads have been selected because they are able to run and continue to receive updates for the 4 years that they are expected to be used.

**iPad Pro (3rd generation and onwards)  
iPad (7th generation and onwards)**

**iPad Air (3rd generation and onwards)**

## Family Responsibilities

The BYOD program is collaborative between the student, parents/guardians and the school.

For the BYOD program to be successful, it is important that parents/guardians understand:

- ENPS does not take any responsibility for iPad use at the student's home
- Internet access will be provided while the student is at school at no cost
- It is up to the parents/guardians to provide internet access at home; school internet is not accessible from home
- All repairs to iPads are the parents'/guardians' responsibility; it is up to the parents/guardians to decide if they want 'AppleCare' or insurance
- Jailbroken iPads will not be allowed
- All iPad use will be closely monitored by ENPS

### So the iPad can be effective at school, it's important that parents/guardians:

- Be responsible for creating an Apple ID on their child's behalf that is **not linked** to a credit card
- Be responsible for the purchase and download of all apps as specified by the school for the iPad
- Ensure that the iPad has a passcode on it known by only them and their child
- Ensure that the iPad is labelled with their child's name
- Ensure that no media or apps on the iPad contains explicit language or inappropriate themes
- Ensure that the iPad always has at least 6 gigabytes of storage available for school use.
- Assist their child with keeping the iPad up to date.
- Read and agree in writing to the "Before School Checklist and Agreement" of Eltham North Primary School's iPad program found below

## Setting up the iPad

Apple provides some excellent setup and assistance guides. Please browse the resource below to help getting started.

The initial setup process includes:

- [Connecting to a Wi-Fi network](#)
- [Signing in with an Apple ID or creating a free Apple ID](#)
- [Setting up iCloud](#)

Recommended features:

- [Toggling on Location Services](#)
- [Adjusting Parental Controls](#)
- [Toggling on Find My iPad](#)

### Apple ID

Having an Apple ID is a requirement to be able to purchase and download apps from the App Store.

It is **strongly** recommended by the school that parents/guardians create an Apple ID as part of Family Sharing and that your child's Apple ID **does not have a credit card attached**.

Family Sharing is highly recommended. This enables the organiser to **share purchases at no cost** with other accounts within the family, find each other's devices, enable access limits and more.

- [Full information on Family Sharing](#)
- [How to set up Family Sharing](#)

If you decide not to use Family sharing, it is recommended that your child does not know the password to the Apple ID to prevent unwanted downloads.

### Purchasing and Downloading Apps

You can purchase and download the required apps from the required App list.

- [How to download Apps on an iPad](#)

### Adding a passcode

It is strongly recommended a secure passcode is created for the iPad. This will help prevent unwanted access from others.

- [How to set a passcode on an iPad](#)

### Backing up the iPad and Data Management

Backing up the iPad is essential so data may be recovered in the event that it is lost. The simplest solution is to use iCloud backup.

- [How to backup an iPad](#)
- [How to restore an iPad from a backup](#)
- [How to check the storage on an iPad](#)
- [How to update an iPad](#)

## Student Responsibilities

For the BYOD program to be successful, it is important that the student:

- Brings the iPad to school each day at full charge; a fully charged iPad should last the entire school day
- Reports any issues they have with the iPad to the teacher immediately
- Does not use the iPad without permission from the teacher
- Does not take the iPad out of their school bag or classroom without permission from a teacher
- Only uses iPads when instructed
- Understands that inappropriate use of apps or the internet may be subject to disciplinary action
- Understands that having explicit apps or files on the iPad may be subject to disciplinary action
- Treats their iPad and other students' iPads with care and respect
- Knows the passcode on their iPad and does not share it with anyone else except their parents/guardians and the school, if necessary
- Knows that they are the one responsible for their own iPad

## School Responsibilities

### Security

Each classroom with BYOD iPads is fitted with lockable storage. iPads when not in use will be placed inside and locked within. Classrooms will also be locked.

### Charging

It is important that iPads are brought to school with full charge. In the event that an iPad does not have enough charge, a charger may be provided in exceptional circumstances.

### Internet

At the beginning of the year, the school's technician will add a profile to your child's iPad that allows access to the DET supplied Edustar Wifi. Edustar wifi filters and blocks access to all social media, Youtube and more. **This only applies while the iPad is at school.**

### Email

No email accounts are provided.

### Google Apps for Education

Students will be provided with a DET provided Google Apps for Education account. This account is managed by the school.

### Classroom Monitoring

Teachers are trained on and will be using Apple Classroom. This allows them to view all iPads in their class, enable access to apps, lock their screen and more.

## Support

The school technician can provide basic support and provide Wifi access for the iPad. They cannot add or purchase apps, and do not have access to the Apple ID on the iPad.

## Frequently Asked Questions

### Will I be able to add apps?

Yes, you are able to add apps that are not required by the school, but they must be licensed and G-rated. Pirated software or media and jailbroken iPads will be seen as a breach of the agreement with the schools and the iPad may need to be reset to factory settings as a result.

### How will data be backed up?

Students and families are responsible for backups. [You can see information regarding backing up your iPad here on Apple's website.](#)

### What happens if my child leaves their iPad at home?

If there is a spare device available, a device might be provided. It is possible there may not be an available device. The spare device would likely be an older iPad from the school's ICT department. Otherwise, a printed version of the work can be provided, or they can share with another student.

### How does this change classwork? Will my child be on an iPad all day?

BYOD does not mean students will only be using iPads. Current practice of iPads will be maintained. The use of exercise books for improving handwriting, completing writing tasks and project work will continue to be used. The BYOD iPads will improve learning in the classroom, and will provide more accessibility to devices.

### My child is not in Year 3. Can they bring their iPad to school?

No. ENPS will not accept or support iPads from home that are not a part of the BYOD program. Year levels not involved in the BYOD program will continue to use school managed and owned iPads.

### How much does an iPad cost?

You can expect an 9th Generation iPad to cost around \$550.

You can expect a 10th Generation iPad to cost \$750.

The cost of the case we recommend will vary depending on device model. For a 9th Generation iPad, the case will likely cost around \$50.

# Before School Checklist and Agreement

## Parents/Guardians

- I have created an Apple ID for my child.
  - (Optional) I have set up family sharing and am managing my child's Apple ID through it.
  - (Optional) I have turned on Location Services and Find My iPad to help locate my child's device in the event it goes missing.
  - (Optional) I have looked through and considered enabling parental restrictions on my child's iPad.
- I have installed all school required apps on my child's iPad for the start of school.
- I have checked that there is a minimum of 6 gigabytes of space available after installing school required apps.
- I have checked that my child's iPad is up to date and will help update it when required.
- I have checked and will continue to monitor that extra software or files added at home to my child's iPad is licensed and G-rated.
- I understand and support Eltham North PS in recognising that pirated software or media will be seen as a breach of the agreement and may be subject to disciplinary action.
- I am aware that jailbroken iPads will not be supported by the school.
- I know the passcode to my child's iPad. I will protect the privacy of the passcode along with my child.
- I will monitor and assist that my child's iPad comes to school each day in working order:
  - Fully charged at 100%
  - Cover on
  - School required apps installed
  - System software fully up to date
- I have set up backups for my child's iPad.
- I have fitted a case that includes a foldable cover on my child's iPad.
- I understand that the iPad is my child's responsibility and the school takes no responsibility for any damages that may occur to it.
- I have read and signed the Internet and Acceptable Use Policy.

Student Name

---

Parent/Guardian Signature

Date

---

---



## Student

- My iPad has all the school required apps for the start of school.
- My iPad has a protective case and I will not take the case off unless asked to do so.
- My iPad will be charged to full at home and I will bring it to school each day fully charged.
- I will treat my iPad and other iPads with care and respect.
- I understand that I am responsible for my iPad.
- If anything happens to my iPad I will let my teacher know as soon as I can.
- I will not take my iPad out of my school bag or classroom unless I have been asked by a teacher.
- I know the passcode to my device and will not share it with anyone else except my parents/guardians and teacher.
- I will only use my iPad if asked by my teacher and will only use the apps that they ask me to.
- I understand that my iPad is only for school work while I am at school.
- My iPad has a label on it with my name.
- I have read and signed the Internet and Acceptable Use Policy.

Student Name

---

Student Signature

Date

---

---

## Internet and Acceptable Use Policy



### Help for non-English speakers

If you need help to understand the information in this policy please contact, Eltham North Primary School.

### PREAMBLE

Eltham North Primary School uses the Internet and other digital technologies as teaching and learning tools. We see these technologies as valuable resources but acknowledge they must be used responsibly.

We believe the teaching of ethical behaviour and cybersafety is essential in the lives of students and is best taught in partnership between home and school. Students now spend increasing amounts of time learning and socialising online. These online communities need cybercitizens who do the right thing by themselves and others online, particularly when no one is watching.

Safe and ethical behaviour online is explicitly taught at our school and support at home is requested. Your child has been asked to agree to use the Internet, Google Suite and mobile technologies responsibly at school. In signing the attached agreement, your child will be agreeing to behave in a certain way online and to take appropriate action when and as required. Elements of agreement are explained below.

### GUIDELINES FOR IMPLEMENTATION

At Eltham North Primary School we:

- Have a cybersafety and responsible use program across the school and reinforce the values and behaviours of the school Code of Conduct when students use technology and the Internet;
- Provide a filtered Internet service; however, parents/guardians should be aware that the nature of the Internet is such that full protection from inappropriate content can never be guaranteed;
- Provide access to the DET search engine CONNECT; ([www.education.vic.gov.au/primary](http://www.education.vic.gov.au/primary)), which can be used to restrict students to websites that have been teacher recommended and reviewed;
- Provide supervision and direction in Internet activities and when using mobile technologies for learning;
- Use mobile technologies for educational purposes (e.g. videos, photos, Google Suite Apps).

Students will have Google Suite accounts, with personal logins, that can be monitored and allow for supervision. In this space your child will be able to use tools to communicate and collaborate with other students from their class/school both at school and at home.

These learning spaces that are moderated by teachers. Moderations track comments and control who can use the spaces and tools. Users are able to report incidents and have content removed.

At school the Internet is mostly used to support teaching and learning. However, at home it is often used differently. Not only is it a study resource for students, but it is increasingly being used as a social space to meet, play and chat.

If you have the Internet at home, encourage your child to show you what they are doing online. If not, see if you can make a time to visit the school to see their work and how the school uses the Internet.

Bullying, stranger danger, gossip and telling the wrong people personal information have long been issues for young people growing up. These are all behaviours that now present online and which can cause significant harm and hurt.

**At home we recommend you:**

- o Make some time to sit with your child to find out how they are using the Internet and who else is involved in any online activities;
- o Ask them to give you a tour of their 'spaces', if they are using sites which allow them to chat, publish photos, play games etc.;
- o Always get them to set their space to 'private' if they use a social networking site like TikTok. They are then in control of who can contact them and access their information;
- o Have the computer with Internet access set up in a shared place in the house – not your child's bedroom;
- o Negotiate appropriate times for your child's online activities and use of mobile devices.
- o Ask questions when your child shows you what they are doing:
- o How does it work, how do you set it up and can you block out people?
- o Who else is sharing this space or game - did you know them before or 'meet' them online and what do you know about them?
- o Why is this so enjoyable – what makes it fun?
- o Can you see any risks or dangers in the activity - what would you say to warn/inform a younger child who was going to start to use the space?
- o What are you doing to protect yourself or your friends from these potential dangers?
- o When would you inform an adult about an incident that has happened online that concerns you?

Many websites/spaces have conditions of use, such as ownership of the content and the age of participants. For example: Children under 13 years of age are not permitted access to Facebook. When posting information online, a good rule is "don't post what you wouldn't want your grandparent, Principal to read."

Open communication between parents, teachers and students is the best way to keep students safe. Students will often share concerns with each other online. It is important that they tell a teacher and/or parent/guardian when they are feeling uncomfortable or threatened online.

If you have any concerns about this agreement or Internet safety contact your child's teacher.

**Student Agreement Years Prep - 2**

Dear Parents/Guardians,

After you have read the General Information for Parents/Guardians above, please discuss the following Agreement with your child. It is a modified version of the Year 3-6 Agreement and is designed to be clearly understood by children in years Prep to 2.

**When I use computers and iPads at school:**

- I will be careful and gentle with all computers and iPads.
- When I type work on the computer or iPad, I will use sensible and polite words.
- I will show good manners to other children when they are using a computer or iPad, and not touch their computer, iPad, keyboard or mouse, while they are using them.
- I will not touch other children's work on the computer or iPad.
- I will only use the Internet sites or games that my teacher says I can use.
- I will keep my Mathletics passwords secret and I will not use the passwords of other children.
- I will not print anything from the computer without asking my teacher first.
- If I see anything on the computer or iPad that I don't understand or that does not look right for children, I will tell a teacher or a parent helper straight away.

If I bring a mobile phone or other electronic device to school, I will give it to my teacher to keep safe for the school day. (Please note: we do not encourage children to bring these devices to school).

I agree to follow these rules. If I do not follow the rules, I may not be able to use the computers or iPads until my teacher feels I can be a responsible user.

Student to write his/her name here:.....

**Parent/Guardian Permission**

I have discussed responsible use of technology and the Internet with my child. I agree to allow my child to use the Internet at school. I will contact the school if I have any concerns.

Parent/Guardian Signature : .....

Date: .....

### **Student Agreement Years 3 - 6**

(To be signed by all students in years 3-6, and their parent/guardian)

Dear Parents/Guardians,

After you have read the General Information for Parents/Guardians above, please discuss the following Student Agreement with your child:

#### **When I use technology, both at school and at home, I agree to:**

- Be a safe and responsible user whenever I use that technology;
- Be respectful in how I talk to and work with others, and never participate in harmful, inappropriate or hurtful behaviour using text messages, email, chat spaces, or other online tools;
- Report to a trusted adult if I feel unsafe or uncomfortable online or see a friend being unsafe or being made to feel uncomfortable by others.

#### **When at school I agree to:**

- Use the equipment, especially laptop computers, carefully and responsibly;
- Use the technology at school for learning and not interfere with the work or data of another student;
- Only access appropriate information that is relevant to my work and not go looking for rude or offensive sites;
- Keep myself and my friends safe by not giving out personal details including full names, telephone numbers, email and private addresses and images, and protecting my passwords;
- Not bring or download unauthorised programs or files;
- Remember that the content on the Internet is someone's property and ask my teacher or parent/guardian to help me get permission if I want to use information or pictures;
- Ask my teacher for permission before I print any documents;
- Talk to my teacher or another trusted adult if:
  - I need help online;
  - I come across sites which are not suitable;
  - Someone writes something I don't like, or makes me and my friends feel uncomfortable or asks me to provide information that I know is private;
  - I feel that the welfare of other students at the school is being threatened.

#### **If I bring a mobile phone, iPod or other mobile device to school, I agree to:**

- Give the device to my teacher to keep secure for the school day;

- Be responsible in my use and not use the device to find, create or send information that might be harmful, inappropriate or hurtful to me or anyone else;
- Protect the privacy of others and never send private information about another person using SMS messages.

When using my mobile device as a camera I will:

- Seek permission from individuals involved BEFORE taking photos, recording sound or videoing them (including teachers);
- Seek written permission from individuals involved BEFORE publishing or sending photos, recorded sound or video to anyone else or to any online space;
- Be respectful in how I talk to and work with others online and never write or participate in online bullying;
- Seek adult permission before uploading any content to websites, blogs or other shared online spaces.

This Acceptable Use Policy also applies to students during school excursions, camps and extra-curricula activities.

I agree to follow these rules. I understand that my access to computers and mobile technology at school will be renegotiated if I do not act responsibly.

Student Name:.....

Student Signature:.....

**Parent/Guardian Permission**

I have discussed responsible use of technology with my child, including the potential problems, and I will contact the school if I have any concerns. I agree to allow my child to use the Internet at school.

Parent/Guardian Signature : .....

Date: .....

This policy was approved by School Council in September 2022

# DIGITAL LEARNING (INTERNET, SOCIAL MEDIA AND DIGITAL DEVICES)



## Help for non-English speakers

If you need help to understand the information in this policy please contact Eltham North Primary School

## PURPOSE

To ensure that all students and members of our school community understand:

- (a) our commitment to providing students with the opportunity to benefit from digital technologies to support and enhance learning and development at school.
- (b) expected student behaviour when using digital technologies including the internet, social media, and digital devices (including computers, laptops, tablets)
- (c) the school's commitment to promoting safe, responsible and discerning use of digital technologies, and educating students on appropriate responses to any dangers or threats to wellbeing that they may encounter when using the internet and digital technologies
- (d) our school's policies and procedures for responding to inappropriate student behaviour on digital technologies and the internet
- (e) the various Department policies on digital learning, including social media, that our school follows and implements

## SCOPE

This policy applies to all students and staff at Eltham North Primary School.

Staff use of technology is also governed by the following Department policies:

- [Acceptable Use Policy for ICT Resources](#)
- [Cybersafety and Responsible Use of Digital Technologies](#)
- [Digital Learning in Schools](#) and
- [Social Media Use to Support Student Learning](#).

Staff, volunteers and school councillors also need to adhere to codes of conduct relevant to their respective roles. These codes include:

- Eltham North Primary School's Child Safety Code of Conduct
- [The Victorian Teaching Profession Code of Conduct](#) (teaching staff)
- [Code of Conduct for Victorian Sector Employees](#) (staff)
- [Code of Conduct for Directors of Victorian Public Entities](#) (school councillors)

## DEFINITIONS

For the purpose of this policy, "digital technologies" are defined as digital devices, tools, applications and systems that students and teachers use for learning and teaching; this includes Department-provided software and locally sourced devices, tools and systems.

## POLICY

### Vision for digital learning at our school

The use of digital technologies is a mandated component of the Victorian Curriculum F-10.

Safe and appropriate use of digital technologies, including the internet, apps, computers and tablets, can provide students with rich opportunities to support learning and development in a range of ways.

Through increased access to digital technologies, students can benefit from learning that is interactive, collaborative, personalised, engaging and transformative. Digital technologies enable our students to interact with and create high quality content, resources and tools. It also enables personalised learning tailored to students' particular needs and interests and transforms assessment, reporting and feedback, driving new forms of collaboration and communication.

Eltham North Primary School believes that the use of digital technologies at school allows the development of valuable skills and knowledge and prepares students to thrive in our globalised and interconnected world. Our school's vision is to empower students to use digital technologies safely and appropriately to reach their personal best and fully equip them to contribute positively to society as happy, healthy young adults.

### Safe and appropriate use of digital technologies

Digital technologies, if not used appropriately, may present risks to users' safety or wellbeing. At Eltham North Primary School, we are committed to educating all students to use digital technologies in ways that respect the dignity of ourselves and others and promote full flourishing for all, equipping students with the skills and knowledge to navigate the digital world.

At Eltham North Primary School, we:

- use online sites and digital tools that support students' learning, and focus our use of digital technologies on being learning-centred
- use digital technologies in the classroom for specific purpose with targeted educational or developmental aims
- supervise and support students using digital technologies for their schoolwork
- effectively and responsively address any issues or incidents that have the potential to impact on the wellbeing of our students
- have programs in place to educate our students to be safe, responsible and discerning users of digital technologies
- educate our students about digital issues such as privacy, intellectual property and copyright, and the importance of maintaining their own privacy and security online
- actively educate and remind students of our *Student Engagement* policy that outlines our School's values and expected student behaviour, including online behaviours
- have an Acceptable Use Agreement outlining the expectations of students when using digital technologies for their schoolwork
- use clear protocols and procedures to protect students working in online spaces, which includes reviewing the safety and appropriateness of online tools and communities and removing offensive content at the earliest opportunity
- educate our students on appropriate responses to any dangers or threats to wellbeing that they may encounter when using the internet and other digital technologies



- provide a filtered internet service at school to block access to inappropriate content
- refer suspected illegal online acts to the relevant law enforcement authority for investigation
- support parents and carers to understand the safe and responsible use of digital technologies and the strategies that can be implemented at home through regular updates in our newsletter, information sheets, website/school portal and information sessions.

Distribution of school owned devices to students and personal student use of digital technologies at school will only be permitted where students and their parents/carers have completed a signed Acceptable Use Agreement.

It is the responsibility of all students to protect their own password and not divulge it to another person. If a student or staff member knows or suspects an account has been used by another person, the account holder must notify [insert relevant role/s, i.e. classroom teacher, the administration], immediately.

All messages created, sent or retrieved on the school's network are the property of the school. The school reserves the right to access and monitor all messages and files on the computer system, as necessary and appropriate. Communications including text and images may be required to be disclosed to law enforcement and other third parties without the consent of the sender.

### **Social media use**

Our school follows the Department's policy on [Social Media Use to Support Learning](#) to ensure social media is used safely and appropriately in student learning and to ensure appropriate parent notification occurs or, where required, consent is sought. Where the student activity is visible to the public, it requires consent.

In accordance with the Department's policy on social media, staff will not 'friend' or 'follow' a student on a personal social media account, or accept a 'friend' request from a student using a personal social media account unless it is objectively appropriate, for example where the student is also a family member of the staff.

If a staff member of our school becomes aware that a student at the school is 'following' them on a personal social media account, Department policy requires the staff member to ask the student to 'unfollow' them, and to notify the school and/or parent or carer if the student does not do so.

### **Student behavioural expectations**

When using digital technologies, students are expected to behave in a way that is consistent with Eltham North Primary School's *Statement of Values, Student Wellbeing and Engagement* policy, and *Bullying Prevention* policy.

When a student acts in breach of the behaviour standards of our school community (including cyberbullying, using digital technologies to harass, threaten or intimidate, or viewing/posting/sharing of inappropriate or unlawful content), Eltham North Primary School will institute a staged response, consistent with our student engagement and behaviour policies.

Breaches of this policy by students can result in a number of consequences which will depend on the severity of the breach and the context of the situation. This includes:

- removal of network access privileges

- removal of email privileges
- removal of internet access privileges
- removal of printing privileges
- other consequences as outlined in the school's Student Wellbeing and Engagement and Bullying Prevention policies.

## COMMUNICATION







This policy will be communicated to our school community in the following ways







- Available publicly on our school's website
- Included in staff induction processes
- Discussed at parent information nights/sessions
- Made available in hard copy from school administration







## POLICY REVIEW AND APPROVAL






Policy last reviewed	February 2022
Approved by	Principal
Next scheduled review date	February 2022

# 2024 BYOD Required App List

Apple Apps			
Pages		Apple's word processor app	Free
Keynote		Apple's presentation app	Free
Numbers		Apple's spreadsheet app	Free
Clips		Easy video editor	Free
iMovie		Video editor	Free
Garageband		Recording and audio editor	Free

Google Apps			
Google Drive		Access and store all Google files	Free
Google Classroom		Management and distribution of classwork	Free
Google Docs		Google's word processor app	Free
Google Sheets		Google's spreadsheet app	Free
Google Slides		Google's presentation app	Free
Google Earth		Explore and look all over the world	Free

Other Apps			
Auslan Dictionary		Video dictionary tool for Australian Sign Language	Free
Dictionary.com: English Words		English dictionary	Free
Kahoot! Play & Create Quizzes		Engaging quiz app	Free
Minecraft Edu		Minecraft Education Edition	Free
Mathletics		Engaging maths practice and activities	Free
Ayaa MindMaps for Kids		Mindmapping	Free

Other Apps Continued			
Webex Meetings		Online meeting app provided by DET	Free
Stop Motion Studio		Stop Motion video creator	Free
Tayasui Sketches		Drawing and art	Free
Comic Life 3		Comic creation	\$7.99
NAP Locked Down Browser		A required browser for NAPLAN in March	Free

As the year progresses, there may be requests for new apps that will complement teaching and student learning.

If ENPS requires a new app be downloaded, it will be communicated to you in advance.