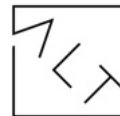


ALT **LUXE** A-FRAME CABINS

PRODUCT CATALOG





WHY ALT A-FRAME CABINS?

MODERN + UNIQUE + RENTABLE

A-Frames are considered by many Airbnb experts to be one of the most highly demanded rental types. Their unique aesthetic and stylish design lead to great nightly rental prices and occupancy rates.

“A-frames are the new hot thing. I don’t know anyone that own an A-Frame that isn’t absolutely crushing it!” - Robert Abasolo (Robuilt)



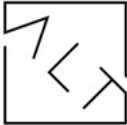
ALT 10' x 12'

MODEL GALLERY

**The 16'L Model is an extended version of this model.*

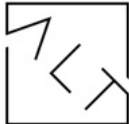


ALT LUXE A-FRAME TINY CABIN



10'W x 12'L A-FRAME TINY CABIN 120 S.F.	BASE MODEL	DELUXE MODEL	PREMIER MODEL
Pricing:	\$34,500	\$38,000	\$40,500
10'W x 12'L Steel Base with Plywood Subfloor	✓	✓	✓
Build Out: Framing, Electrical, Insulation, Interior Walls & Flooring.	✓	✓	✓
Build Finishes: Standard <i>(View Product Details Catalog)</i>	✓	✓	✓
Main Entry: 3 Lite Modern 30" x 80" Outswing Entry Door <i>(Black)</i>	✓	✓	✓
Window: 60" x 60" Triangular Window <i>(On Back Wall)</i>	✓	✓	✓
Kitchenette(78"W): 36" Cabinet, 18" Cabinet, 24" Open Space <i>*Black or White Cabinets, Butcher Block Top and Black Hardware</i>		✓	✓
Additional Window: 24" x 24" Triangular Window <i>(Above Entry Door)</i>		✓	✓
Appliance Package: 10K BTU Portable HVAC Unit & Mini Fridge			✓
Built-In Queen Size Bed <i>*Does not include mattress.</i>			✓

ALT LUXE A-FRAME TINY CABIN



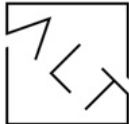
10'W x 16'L x A-FRAME TINY CABIN 160 S.F. <i>*This model is an extended version of the 12'L Model.</i>	BASE MODEL	DELUXE MODEL	PREMIER MODEL
Pricing:	\$42,000	\$45,500	\$48,000
10'W x 16'L Steel Base with Plywood Subfloor	✓	✓	✓
Build Out: Framing, Electrical, Insulation, Interior Walls & Flooring.	✓	✓	✓
Build Finishes: Standard (<i>View Product Details Catalog</i>)	✓	✓	✓
Window: 60" x 60" Triangular Window (<i>On Back Wall</i>)	✓	✓	✓
Main Entry: 1 Lite Modern 30" x 80" Outswing Entry Door (<i>Black</i>)	✓	✓	✓
Kitchenette(78"W): 36" Cabinet, 18" Cabinet, 24" Open Space <i>*Black or White Cabinets, Butcher Block Top and Black Hardware</i>		✓	✓
Additional Window: 24" x 24" Triangular Window (<i>Above Entry Door</i>)		✓	✓
Appliance Package: 10K BTU Portable HVAC Unit & Mini Fridge			✓
Built-In Queen Size Bed <i>*Does not include mattress.</i>			✓

ALT 10' x 20'

MODEL GALLERY



ALT LUXE A-FRAME TINY CABIN



10'W x 20'L x A-FRAME TINY CABIN 200 S.F.	ECO MODEL	BASE MODEL	DELUXE MODEL	PREMIER MODEL
Pricing:	\$59,500	\$69,000	\$74,500	\$79,500
10'W x 20'L Steel Base with Plywood Subfloor	✓	✓	✓	✓
Build Out: Framing, Electrical, Insulation, Interior Walls & Flooring.	✓	✓	✓	✓
Build Finishes: Standard <i>(View Product Details Catalog)</i>	✓	✓	✓	✓
Window: 60" x 60" Triangular Window <i>(On Back Wall)</i>	✓	✓	✓	✓
Main Entry: 3 Lite Modern 30" x 80" Outswing Entry Door <i>(Black)</i>	✓	✓	✓	✓
Full Bathroom: Entry Door, Toilet, Shower, Vanity, Water Heater & Mirror		✓	✓	✓
Kitchenette(78"W): 36" Cabinet, 18" Cabinet, 24" Open Space *Black or White Cabinets, Butcher Block Top and Black Hardware *Includes Sink, Faucet and Stove Top			✓	✓
Additional Window: 24" x 24" Triangular Window <i>(Above Entry Door)</i>				✓
Appliance Package: 10K BTU Portable HVAC Unit & Mini Fridge				✓
Built-In Elevated Queen Size Bed *Does not include mattress.				✓

UPGRADE OPTIONS



Go 'On-Wheels'

(Includes RV Certification)

- 12'L Model With Stairs *(No Deck)* | \$10,500
- 12'L Model With Stairs and 4' Front Deck | \$13,500
- 16'L Model With Stairs *(No Deck)* | \$12,500
- 16'L Model With Stairs and Front Deck | \$15,500
- 20'L Model With Stairs *(No Deck)* | \$15,500

INDIVIDUAL UPGRADES

24" x 24" Triangular Window (\$1,500)

24" x 48" Venting Window on Slanted Wall (\$3,000)

Kitchenette (\$3,000) *No Plumbing

Kitchen (\$6,000)

*Includes Sink, Faucet, Water Heater and Stove Top.

Built In Elevated QN Size Bed (\$3,000)

Built in Sunken QN Size Bed (\$4,900)

**Has room for a mattress to pull out underneath as well to sleep 4 total.*

Add Pull Out Trundle Bed Under QN Bed (\$1,600)

Folding Butcher Block Kitchen Bar Table (\$800)

Upgrade Shower Walls to Tile (\$3,500)

*Standard Bathroom is Tile Floor with Metal Walls

10K BTU Portable HVAC, Vented (\$750)

Mini Refrigerator (\$300)

Microwave (\$185)

Upgrade Entry Door to 5 Lite Modern Door (\$650)

Upgrade to R-21 Closed Cell Spray Foam Insulation (\$3,400/\$4,200)

Add R-14 Closed Cell Spray Foam to Underside (\$1,150/\$1,500)





SPECS & FINISHES



INTERIOR SIDE WALLS/CEILING	Cedar Wood Shiplap (With Natural Sealant) or White MDF Shiplap
INTERIOR END WALLS	Plywood End Walls (Painted Black or White)
EXTERIOR ROOFING	Standing Seam Metal Roofing
EXTERIOR FRONT SIDING	Thermory Wood Siding
FLOORING	Laminate Flooring(Grey, Blonde or Brown)
BASEBOARD/TRIM	Black or White
COUNTERTOPS/TABLE	Butcher Block, Natural Color
CABINETS/FURNISHINGS	White or Black
FIXTURES/HARDWARE	Black
HVAC	10K BTU Portable HVAC Unit
INSULATION	Batt Foam Insulation (R-13)
WALL FRAMING	Metal Stud Wall Framing
BASE/SUBFLOOR	Steel Framed Base with Plywood Subfloor
ELECTRICAL	110V Electrical (Black Outlets and Switches)




ALT **LUXE** A-FRAME TINY CABINS PRICE COMPARISON CHART

	10'X12' MODEL	10'X16' MODEL	10'X20' MODEL
ECO MODEL	—		\$59,500
BASE MODEL	\$34,500	\$42,000	\$69,000
DELUXE MODEL	\$38,000	\$45,500	\$75,500
PREMIER MODEL	\$40,500	\$48,000	\$79,500

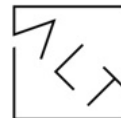
*Prices are subject to change due to material volatility and market conditions and do not include sales taxes, delivery and installation.

CHOOSE YOUR ROOFING

METAL ROOFING COLOR



Standard Exterior Metal Roofing Options: Gray, White or Black.



CHOOSE YOUR EXTERIOR SIDING

THERMORY WOOD



Blonde



Grey



Brown




CHOOSE YOUR FLOORING


LUXURY VINYL PLANK FLOORING



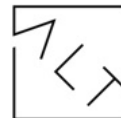
Light Grey



Blonde




Rustic



CHOOSE YOUR INTERIOR SIDE WALLS

INTERIOR SIDE WALLS



White



Natural




GET TO KNOW YOUR KITCHENETTE

BUTCHER BLOCK COUNTERTOP



Natural

Or



Early American

CABINETRY COLOR



White

Or



Black





PROCESS

1. **Finances:** Secure funds for your conversion.
2. **Consultation:** Free consultation to discuss the project.
3. **Payment:** 40% down to secure a spot in our production schedule and begin the build process. An additional 40% is due once the project is half way through and a final 20% is due after client final inspection.
4. **Completion:** Unit completed and delivered to be installed on your property.





FAQ

Do you do custom builds?

Our focus at this time is on our standard designs. We have a variety of upgrade options available to help meet your goals.

Can it handle harsh climates?

All of our units are well insulated. We do offer additional upgrade options that will allow you to thrive in cold and hot climates as well.

How do you heat and cool an ALT A-Frame?

We can add an HVAC unit into your unit for \$750 which will provide ample hot and cold air for most climates.

How long does it take to build?

The average build time is 14-16 weeks.

How does it get delivered?

You are welcome to pick it up at our facility upon completion or we can schedule delivery to your location.

Can an A-Frame be financed?

You can apply for financing [here](#).





@ALTERNATIVELIVINGSACES