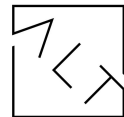




ALT **LUXE** A-FRAME TINY CABINS

PRODUCT CATALOG



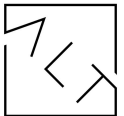
A photograph of a modern A-frame cabin at night. The cabin has a dark exterior and a large, illuminated triangular window. A wooden deck and a small table with chairs are visible in the foreground. The background is dark, suggesting a forest setting.

WHY A-FRAME TINY CABINS?

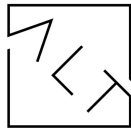
MODERN + UNIQUE + RENTABLE

A-Frames are considered by many Airbnb experts to be one of the most highly demanded rental types. Their unique aesthetic and stylish design lead to great nightly rental prices and occupancy rates.

“A-frames are the new hot thing. I don’t know anyone that own an A-Frame that isn’t absolutely crushing it!” - Robert Abasolo (Robuilt)



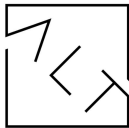
ALT LUXE A-FRAME TINY CABIN



10'W x 12'L A-FRAME TINY CABIN 120 S.F.	BASE MODEL	DELUXE MODEL	PREMIER MODEL
Pricing:	\$33,500	\$37,000	\$40,500
10'W x 12'L Steel Base with Plywood Subfloor	✓	✓	✓
Build Out: Framing, Electrical, Insulation, Interior Walls & Flooring.	✓	✓	✓
Build Finishes: Standard (<i>View Product Details Catalog</i>)	✓	✓	✓
Main Entry: 1 Lite Modern 30" x 80" Outswing Entry Door (<i>Black</i>)	✓	✓	✓
Window: 54" x 54" Triangular Window (<i>On Back Wall</i>)	✓	✓	✓
Kitchenette(78"W): 36" Cabinet, 18" Cabinet, 24" Open Space <i>*Black or White Cabinets, Butcher Block Top and Black Hardware</i>		✓	✓
Additional Window: 24" x 24" Triangular Window (<i>Above Entry Door</i>)		✓	✓
Appliance Package: 10K BTU Portable HVAC Unit & Mini Fridge			✓
Built-In Queen Size Bed with Floating Shelf (<i>Black</i>) <i>*Does not include mattress.</i>			✓

*Prices are subject to change due to material volatility and market conditions.

ALT LUXE A-FRAME TINY CABIN



10'W x 16'L x A-FRAME TINY CABIN 160 S.F.	BASE MODEL	DELUXE MODEL	PREMIER MODEL
Pricing:	\$43,500	\$47,000	\$50,500
10'W x 12'L Steel Base with Plywood Subfloor	✓	✓	✓
Build Out: Framing, Electrical, Insulation, Interior Walls & Flooring.	✓	✓	✓
Build Finishes: Standard (<i>View Product Details Catalog</i>)	✓	✓	✓
Bathroom: Barn Door Entry, Toilet, Vanity, Mirror & Shower	✓	✓	✓
Main Entry: 1 Lite Modern 30" x 80" Outswing Entry Door (<i>Black</i>)	✓	✓	✓
Window: 54" x 54" Triangular Window (<i>On Back Wall</i>)	✓	✓	✓
Kitchenette(78"W): 36" Cabinet, 18" Cabinet, 24" Open Space <i>*Black or White Cabinets, Butcher Block Top and Black Hardware</i>		✓	✓
Additional Window: 24" x 24" Triangular Window (<i>Above Entry Door</i>)		✓	✓
Appliance Package: 10K BTU Portable HVAC Unit & Mini Fridge			✓
Built-In Queen Size Bed with Floating Shelf (<i>Black</i>) <i>*Does not include mattress.</i>			✓

*Prices are subject to change due to material volatility and market conditions.

UPGRADE OPTIONS



Go 'On-Wheels'

(Includes RV Certification)

- 12'L Model With Stairs (No Deck) | \$10,500
- 12'L Model With Stairs and 4' Front Deck | \$13,500
- 16'L Model With Stairs (No Deck) | \$12,500
- 16'L Model With Stairs and Front Deck | \$15,500

INDIVIDUAL UPGRADES

Add 24" x 24" Triangular Window (\$1,500)

Add Built In Kitchenette (\$2,500)

**View picture to left.*

Built In QN Size Bed (\$3,000)

Add Pull Out Bed Under QN Bed (\$2,200)

**Trundle Bed Designed for 160 sf Model*

Folding Butcher Block Kitchen Bar Table (\$800)

10K BTU Portable HVAC, Vented (\$750)

Mini Refrigerator (\$300)

Microwave (\$185)

Upgrade Entry Door to 5 Lite Modern Door (\$650)

Upgrade to R-21 Closed Cell Spray Foam Insulation (\$3,400/\$4,200)

Add R-14 Closed Cell Spray Foam to Underside (\$1,150/\$1,500)

ADD A BATHROOM

**Only available in the 10' x 16' Model.*

Full-Bathroom (\$10,000)

[Toilet, Vanity, Shower, Hot Water Heater & Bathroom Fan]





SPECS & FINISHES



INTERIOR SIDE WALLS/CEILING	Cedar Wood Shiplap (With Natural Sealant) or White MDF Shiplap
INTERIOR END WALLS	Plywood End Walls (Painted Black or White)
EXTERIOR ROOFING	Standing Seam Metal Roofing
EXTERIOR FRONT SIDING	Thermory Wood Siding
FLOORING	Laminate Flooring(Grey, Blonde or Brown)
BASEBOARD/TRIM	Black or White
COUNTERTOPS/TABLE	Butcher Block, Natural Color
CABINETS/FURNISHINGS	White or Black
FIXTURES/HARDWARE	Black
HVAC	10K BTU Portable HVAC Unit
INSULATION	Batt Foam Insulation (R-13)
WALL FRAMING	Metal Stud Wall Framing
BASE/SUBFLOOR	Steel Framed Base with Plywood Subfloor
ELECTRICAL	110V Electrical (Black Outlets and Switches)




ALT **LUXE** A-FRAME TINY CABINS PRICE COMPARISON CHART

	10'X12' MODEL	10'X16' MODEL
BASE MODEL	\$33,500	\$43,500
DELUXE MODEL	\$37,000	\$47,000
PREMIER MODEL	\$40,500	\$50,500

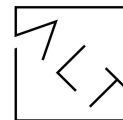
*Prices are subject to change due to material volatility and market conditions and do not include sales taxes, delivery and installation.

CHOOSE YOUR ROOFING

METAL ROOFING COLOR



Standard Exterior Metal Roofing Options: Gray, White or Black.



CHOOSE YOUR EXTERIOR SIDING


THERMORY WOOD



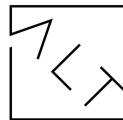
Blonde



Grey



Brown




CHOOSE YOUR FLOORING

LUXURY VINYL PLANK FLOORING



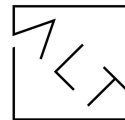
Light Grey



Blonde




Rustic



CHOOSE YOUR INTERIOR SIDE WALLS

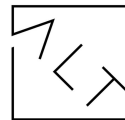
INTERIOR SIDE WALLS



White



Natural



GET TO KNOW YOUR KITCHENETTE

BUTCHER BLOCK COUNTERTOP



Natural

Or



Early American

CABINETRY COLOR

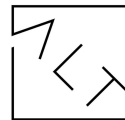


White

Or



Black





PROCESS

1. **Finances:** Secure funds for your conversion.
2. **Consultation:** Free consultation to discuss the project.
3. **Payment:** 40% down to secure a spot in our production schedule and begin the build process. An additional 40% is due once the project is half way through and a final 20% is due after client final inspection.
4. **Completion:** Unit completed and delivered to be installed on your property.



FAQ



Do you do custom builds?

Our focus at this time is on our standard designs. We have a variety of upgrade options available to help meet your goals.

Can it handle harsh climates?

All of our units are well insulated. We do offer additional upgrade options that will allow you to thrive in cold and hot climates as well.

How do you heat and cool an ALT A-Frame?

We can add an HVAC unit into your unit for \$750 which will provide ample hot and cold air for most climates.

How long does it take to build?

The average build time is 14-16 weeks.

How does it get delivered?

You are welcome to pick it up at our facility upon completion or we can schedule delivery to your location.

Can an A-Frame be financed?

You can apply for financing [here](#).





@ALTERNATIVELIVINGSACES