

OFFICE DOCUMENT AND EDP SHREDDERS











EBA 3140 S

EBA 3140 C

The ideal solution for high volumes of paper.

- high sheet capacity and continuous operation due to powerful 1300 watt motor
- especially attractive price-performance ratio
- large feed opening of 400 mm for convenient feeding of large paper formats
- SPS- (Safety Protection System) package:
 - electronically controlled, transparent safety flap in the feed opening as additional safety element
 - automatic reverse and power cut-off (avoids paper jams)
 - automatic stop if the shred bin is full
 - electronic door protection via a magnetic proximity switch
 - double motor protection
 - energy saving mode
- multifunction control element EASY_SWITCH with integrated optical indicators for the operational status of the shredder
- automatic start/stop photoelectric-beam control
- ECC - Electronic Capacity Control – indication of the used sheet capacity during shredding process
- sturdy base cabinet on castors
- plastic bag suspension with pull-out mechanism on wheels for easy removal of the full bag (200 litres)
- sturdy steel cutting mechanism that swallows paper clips
- suitable for safe shredding of CDs and DVDs
- attractive colour combination: silver / dark grey
- quality "Made in Germany"



TECHNICAL DATA	EBA 3140 S	EBA 3140 C	
Insertion width in mm	400	400	400
Cutting width in mm	6	4 x 40	2 x 15
Sheet capacity A4 sheets, 70 g/m ² 80 g/m ²	39-41 33-35	28-30 23-25	16-18 13-15
DIN security level	2	3	4
Shreds also	   	  	  
Motor capacity in watts	1300	1300	1300
Power connection in volts/Hz*	230/50	230/50	230/50
Dimensions W x D x H in mm	640 x 590 x 970	640 x 590 x 970	640 x 590 x 970
Bag volume in litres	200	200	200
Weight in kgs	82	87	87

The technical data is approximate. Subject to change.

* other voltages available