


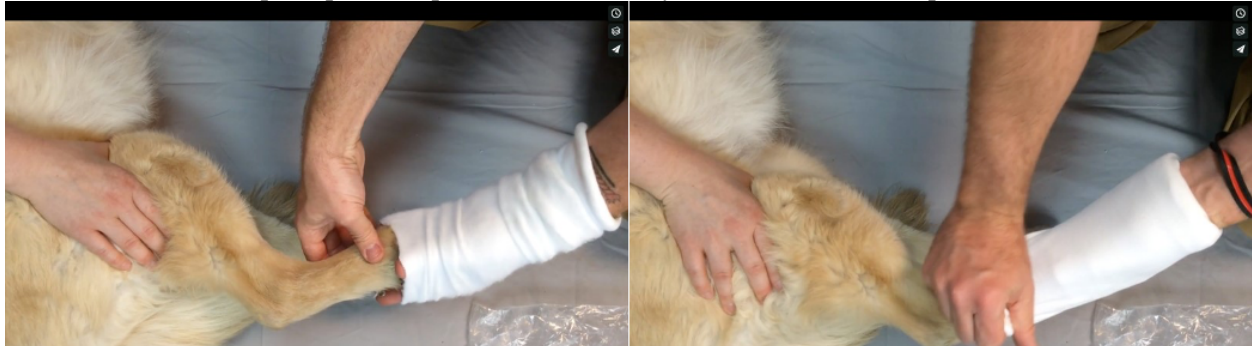
Prosthetic Sock Use

The use of a prosthetic sock with a custom orthosis is recommended for patients who have a thin/shaved hair coat, sensitive or fragile skin or who are post-operative. The sock provides an extra barrier between the orthosis and the leg, and will ensure an intimate fit until the hair coat fully regrows.

Cut off distal/bottom tip of sock and invert sock onto your arm, leaving fingers exposed.



Grasp the paw and pull the sock down your arm and onto the pet's limb.




Align the distal/bottom edge of sock with metatarsal heads & gather excess material towards the cranial/front aspect of the limb



Align the device for donning & pull excess material laterally/towards the outside (buckles)



Place excess material towards the buckle to decrease wrinkling and bunching under the strap pads.



Any additional material of the proximal/upper section of the sock can be folded down over the top of the orthosis.

To view our sock donning video, please visit <https://vimeo.com/154078653>