

BASETREAD 500 WITH NO FRAME

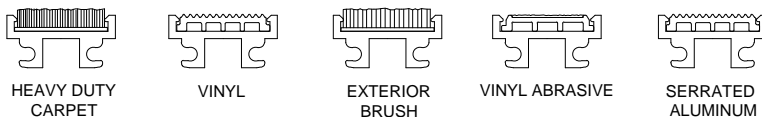
DESCRIPTION: BASETREAD VINYL HINGE ROLL-UP MAT 500 WITH NO FRAME



13220 Willow Lane Circle
Burnsville, MN 55337
www.ronick.com 1-877-242-8821

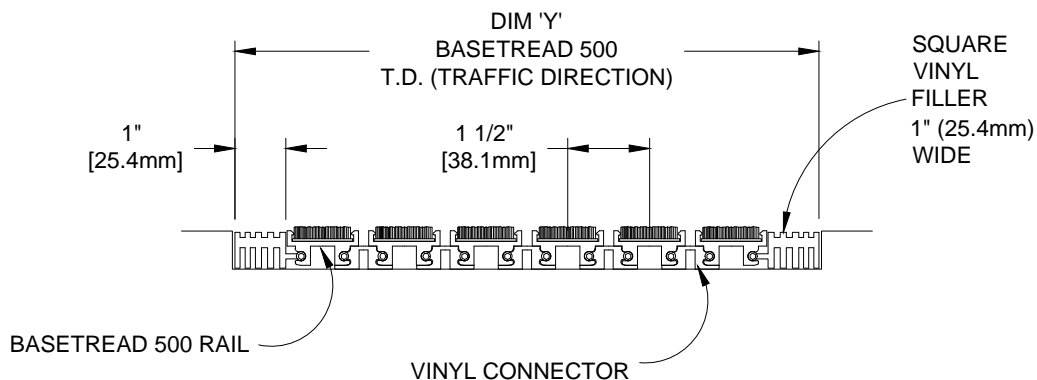
*INSERT TYPE:
*INSERT COLOR:

BASETREAD 500 INSERT TYPES

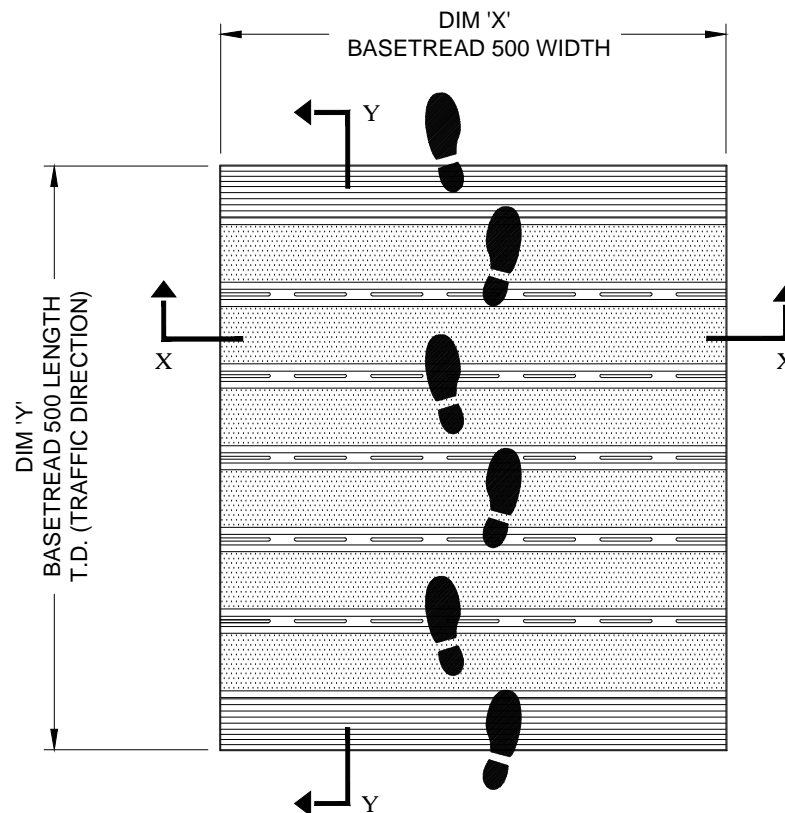


* OPTIONS AVAILABLE AT RONICK@RONICK.COM

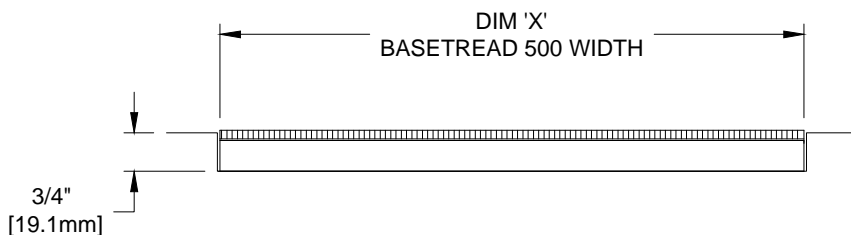
SECTION Y-Y



PLAN VIEW



SECTION X-X



NOTES:

* SCALE: NTS

- * VERIFY TRAFFIC DIRECTION - TRAFFIC TO RUN PERPENDICULAR TO RAILS
- * IF MULTIPLE SECTIONS, VERIFY SECTIONING DOES NOT OCCUR IN TRAFFIC PATH
- * MAX SINGLE MAT SIZE NOT TO EXCEED 12'-0" (3.66M) IN WIDTH (DIM "X") OR 100 SQ. FT.
- * VINYL FILLER TO BE TRIMMED IN FIELD FOR TIGHT FIT (N/A FOR SURFACE MOUNT APPLICATIONS)
- * MAT DIMENSIONS ALLOW FOR CLEARANCE BETWEEN MAT SECTION(S) AND FRAME(S) IN WIDTH (DIM "X")
- * ANCHORS BY INSTALLER CHOICE INSTALLED INTO FRAME(S) EVERY 24" ON CENTER, 6" FROM FRAME CORNERS
- * BASETREAD 500 SUPPORTS 1,000 LBS ROLLING LOAD - FOR ADDITIONAL CAPACITY CONTACT RONICK@RONICK.COM
- * ADDITIONAL PRODUCT INFORMATION MAY BE FOUND AT WWW.RONICK.COM
- * ALTERNATING INSERT TYPES AVAILABLE

QTY	LOCATION	DIM "X" (WIDTH)	DIM "Y" (LENGTH)	FINISH	NOTES	PROJECT:	
						CONTRACTOR:	
						DRAWN BY:	
						DATE:	SHEET: