

Stop dirt in its tracks with durable PediTred. These entranceway grids are the ultimate in strength and performance. They can accommodate rolling load conditions up to 1,000 lbs. per wheel. PediTred® Mats combine the dirt and water removing capability of architectural grids with a convenient roll-back feature and a higher-end finished appearance.

PediTred® Mats can be recessed or surface mounted, depending on the model. Architectural slotted tread rails to collect large quantities of dirt, mud, slush, and snow. These mats are designed for high pedestrian traffic areas – they scrape and trap debris, as well as dry the bottoms of shoes. These eco-friendly and functional matting systems are perfect for new construction or remodeling applications.

Key Features & Benefits

- Long-lasting
- Aluminum tread rails
- Available in 1/2" (12.7 mm) 3/4" (19.1mm) profiles
- Excellent shoe-cleaning and traction capability
- Grid system rolls back for easy cleaning
- Completely customizable
- Designed for high traffic areas
- Slip Resistant
- ADA compliant
- Wide range of color and tread options to match any décor
- Engineered for new construction or existing recesses

Product Details

- Materials: Corrosion- Resistant 6063- T5 & T6 aluminum with numerous insert options
- Available in 11/16" (17.5 mm) and 1/2" (12.7 mm) grid depths
- Product Weight:
 - PediTred G3: 2.67 lbs./sq ft
 - PediTred G4: 3.31 lbs./sq ft
 - PediTred G7: 3.39 lbs./sq ft
- 1-1/2" (38.1 mm) on center tread spacing
- Frame Options: Recess or Surface Mounted
- PediTred G3: 750 lbs./wheel load rolling capacity
- PediTred G4 & G7: 1000 lbs./wheel load capacity
- PediTred G7 has an all-aluminum serrated tread surface

Rail/Frame Finish Options

- Standard Finish: Mill
- Anodized: Clear, Bronze, and Black only
- Powder Coat

Insert Options

- Heavy-Duty Carpet

ARCHITECTURAL PRODUCT SOLUTIONS

PRODUCT DESCRIPTIONS

- Exterior Carpet
- Abrasive
- Poured Abrasive
- Recycled Rubber
- Rubber
- Serrated Aluminum

**See all mounting, finish & insert options online at ronick.com.*

Mounting Options

- Recess Mounted
 - Tapered Angle
 - Level Base Frame
- Surface Mounted (LP G3 only)
 - Pipestem Frame
 - Threshold Frame
 - Tapered Aluminum Frame
- No Frame

Warranty

- Two - year limited warranty


Applications

- Vestibules
- Interior & Exterior Entries


Building Segments

- Aviation & Transportation
- Education
- Healthcare
- Office & Mixed Use
- Retail & Hospitality
- Senior Living
- Sports & Entertainment
- And More


Model Options



PediTred LP G3



PediTred G4



PediTred SA G7