

**BASEGRILL 5/8" STAINLESS STEEL GRID WITH FRAME AND HIDDEN LOCKDOWNS**

DESCRIPTION: BASEGRILL 5/8" STAINLESS STEEL GRID WITH FRAME AND HIDDEN LOCKDOWNS

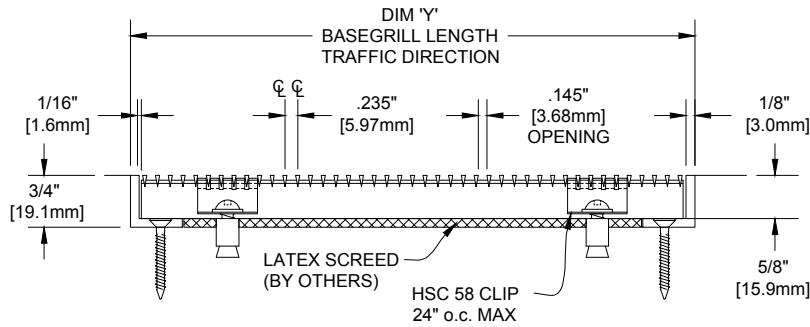


13220 Willow Lane Circle  
Burnsville, MN 55337  
www.ronick.com 1-877-242-8821

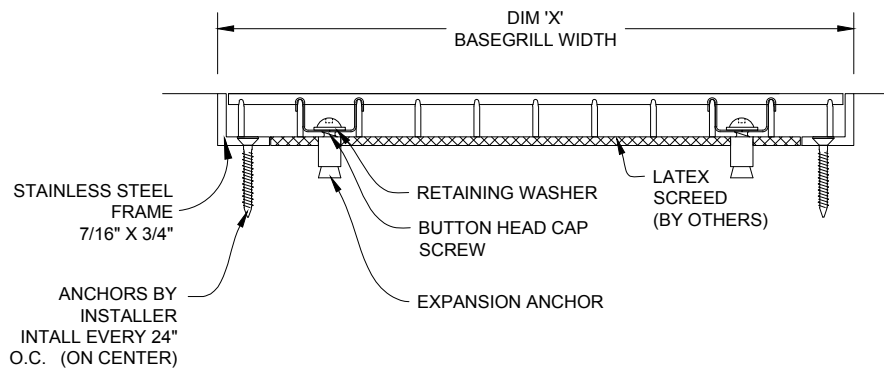
\*INSERT TYPE:  
\*INSERT COLOR:

\* OPTIONS AVAILABLE AT RONICK@RONICK.COM

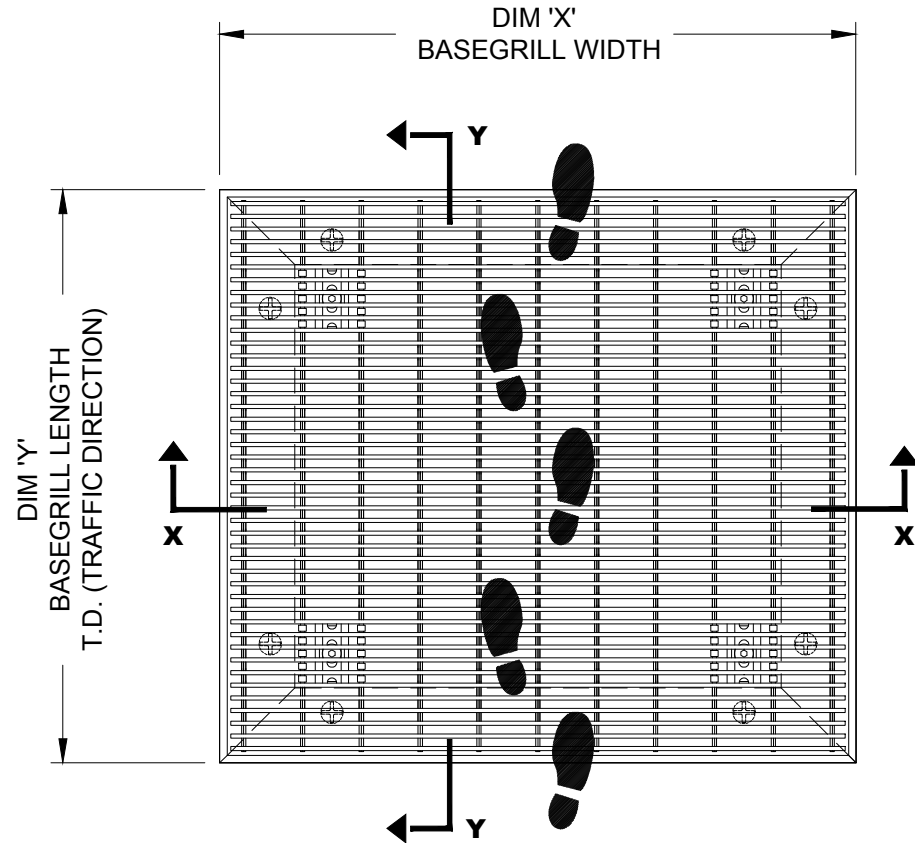
**SECTION Y-Y**



**SECTION X-X**



**PLAN VIEW**



**NOTES:**

\* SCALE: NTS

- \* VERIFY TRAFFIC DIRECTION - TRAFFIC TO RUN PERPENDICULAR TO RAILS
- \* IF MULTIPLE SECTIONS, VERIFY SECTIONING DOES NOT OCCUR IN TRAFFIC PATH
- \* MAX SINGLE MAT SIZE NOT TO EXCEED 8'-0" (2.44M) IN WIDTH (DIM "X") OR 36 SQ. FT.
- \* MAT DIMENSIONS ALLOW FOR CLEARANCE BETWEEN MAT SECTION(S) AND FRAME(S) IN WIDTH (DIM "X")
- \* ANCHORS BY INSTALLER CHOICE INSTALLED INTO FRAME(S) EVERY 24" ON CENTER. 6" FROM FRAME CORNERS
- \* BASEGRILL SUPPORTS 500 LBS ROLLING LOAD - FOR ADDITIONAL CAPACITY CONTACT RONICK@RONICK.COM
- \* 3/8" & 5/8" BASEGRILL MUST BE INSTALLED DIRECTLY ON CONCRETE- WILL NOT SPAN RECOMMENDED USE OF ALL LOCKDOWNS PROVIDED
- \* SURFACE WIRES AND SUPPORT BARS OF ADJACENT PANELS MAY NOT BE ALIGNED DUE TO ELECTRONIC RESISTANCE WELDING PROCESS
- \* ADDITIONAL PRODUCT INFORMATION MAY BE FOUND AT WWW.RONICK.COM

basegrill/58-hl.dwg

QTY	LOCATION	DIM "X" (WIDTH)	DIM "Y" (LENGTH)	FINISH	NOTES	PROJECT:	
						CONTRACTOR:	
						DRAWN BY:	
						DATE:	SHEET: