

How-to build a bird nest-box





You will need:

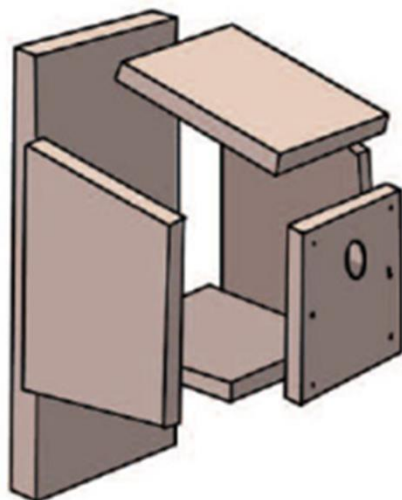
- Piece of wood (150mm x 1472mm long and about 10mm thick)
- Saw
- Nails
- Screwdriver
- Drill (to make drainage holes)

Step 1

Cut your piece of wood using a saw to the following dimensions:



The pieces fit together like this.....



..... and you can make an open-fronted version for robins, wrens & spotted flycatchers.

Step 2

Either cut a hole in the front or cut the front down to make a large square opening for the birds to get in and out of their new home.

Step 3

Screw or nail the side panels behind each side of the front panel from the outside.

Step 4

Then screw or nail the base to the front and side panels from the outside. Followed by the back panel screwed or nailed from the back.

Step 5

Use screws to fix the lid in place. Using screws mean that you can take the lid off next winter and clean out any mess the birds may have left, so it is nice and clean for the next year.

Step 6

Make holes as shown in the diagram on the back plate so that you can affix the box to your chosen location – tree, fence or wall.

Step 7

Drill a couple of drainage holes in the base of the box.

Put your nest box up by the end of February so the birds get used to it. This way it will no longer smell of human touch when birds start looking for possible nesting sites in March. Some birds use nest boxes to roost and sometimes feed in during winter, so Autumn is also a good time to put up a new box.

Most boxes should be positioned at least 1.5 metres above ground, and higher for some species. Try to find somewhere that predators like cats, magpies and squirrels can't easily get at. Position away from any feeders in the garden. Ideally facing between North and East will give the best natural protection from wind, sun and rain.

(Insert image, bird/size of hole)

If you decide to build our nest box, let us know what visitors you have and share some photos on our socials @SongBirdSBS or send a photo to dawn-chorus@songbirdsurvival.org.uk



Learn more about Gardens for Birds and what you can do to help all birds and wildlife at: www.songbirdsos.org/gardens-for-birds

