



## Catgut Surgical Suture

# DSI Catgut Chromic/Plain

## INSTRUCTIONS FOR USE

### DESCRIPTION

DSI Catgut suture is a sterile absorbable suture composed of purified connective tissue (collagen) derived from the submucosal layer of sheep (bovine) and goat intestine.

Catgut plain is devoid of chromium salts and pyrogallol whereas catgut chromic has been tanned by a treatment with chromium salt in the trivalent form and with oxidized pyrogallol to prolong its resistance to absorption and to colour the material dark brown.

Available in abroad range of sutures sizes, attached to hardened stainless steel needles of varying types and sizes.

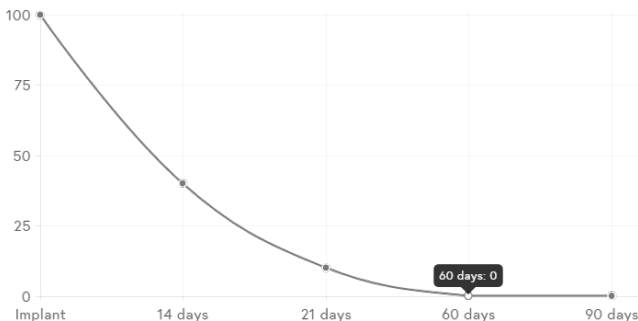
The needles are attached permanently to the suture. Entire detail of the product range is contained in the catalogue.

### INDICATIONS

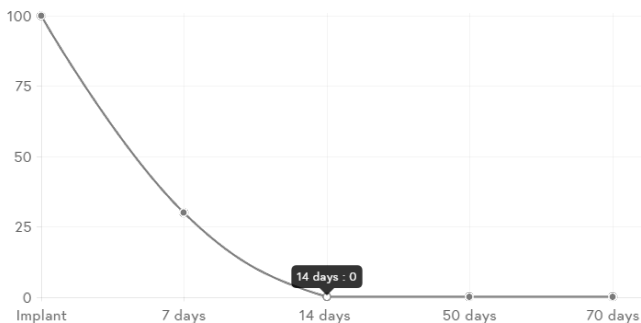
Catgut sutures are used for general soft tissue approximation and/or ligation.

### MODE OF ACTION

Catgut suture elicits a minimal tissue reaction and in the growth of fibrous connective tissue. Absorption of bio-absorbable suture occurs by enzymatic action: beginning with the loss of tensile strength with loss of mass.



DSI Chromic Catgut retains its tensile strength between 14 to 21 days, while it's absorbed in 60 to 90 days.



DSI Plain Gut retains its tensile strength between 7 to 14 days, while it's absorbed in 50 to 60 days.

### **APPLICATION**

Sutures should be selected and implanted depending on the patient's condition, surgical experience, surgical technique, and wound size.

### **PERFORMANCE**

When the catgut suture is implanted, a moderate tissue inflammation occurs which is a characteristic of a foreign body response. Loss of tensile strength and loss of suture mass follows as the proteolytic enzymatic digestive process resorbs the surgical catgut. Due to the inherent variability of a natural material, figures for the strength loss and absorption following implantation are for guidelines only. Catgut sutures are absorbed more rapidly in infected tissues than in non-infected tissues.

### **TISSUE SITES**

Catgut sutures are absorbed more rapidly in tissues where increased levels of proteolytic enzymes are present, as in the secretions from the stomach, cervix, and vagina.

### **CONTRAINDICATIONS**

These sutures, being absorbable, should not be used where extended approximation of tissues under stress is required. Catgut sutures is contraindicated for use in cardiovascular, neurological tissues, pediatric and dental usages. Catgut plain suture is contraindicated in patients with known sensitivity or allergies to collagen. Catgut chromic suture is contraindicated in patients with known sensitivity or allergies to collagen, pyrogallol and chromium. The product should not be used in the infected tissue and where prolonged tissue approximation is required.

### **WARNINGS/ PRECAUTIONS/ INTERACTION**

Users should be familiar with handling and knotting techniques involving catgut sutures before using this material for wound closure, since the risk of wound dehiscence may vary with the site of application and the type of suture used. Surgeons should consider the invivo performance of the catgut when selecting this suture. This suture may be inappropriate in elderly, malnourished patients or in patients suffering from conditions which may delay wound healing. As an absorbable suture, it acts transiently as a foreign body. As with any foreign body, prolonged contact of any

suture with salt solutions, such as those found in urinary or biliary tracts may result in calculus formation. Acceptable surgical practice should be followed for the management of contaminated or infected wound. As with all absorbable suture material, the use of supplemental non absorbable sutures should be followed for the management of contaminated or infected wounds.

Avoid unnecessary tension while running down the knots, to reduce the occurrence of surface fraying and weakening of the strand.

Care should be taken when opening the pack as it contains sterilizing fluid. Care should be taken to avoid damage while handling the needles. Grasp the needle in an area one third to one half of the distance from the attachment end to the point. Grasping in the point area could impair the penetration, performance and cause fracture of the needle. Grasping the butt or the attachment of the needle may cause needle bending or breakage. Reshaping the needles may cause them to lose the strength and be less resistant to bending and breaking. Users should exercise caution when handling surgical needles to avoid inadvertent needle stick injury. Discard the used needles in sharp containers.

### **ADVERSE REACTION**

Adverse reactions associated with the use of the device include allergic response in certain patients, transient local irritation at the wound site, followed by moderate transient inflammatory foreign body response. Like all foreign body, catgut may enhance an existing reaction.

### **STERILITY**

Suture is supplied pre-sterilized. The sterility of undamaged, unopened packs is guaranteed. Do not re-sterilize! Do not use if package is opened or damaged! Discard opened unused sutures.

### **STORAGE**

Recommended storage condition 5°C-25°C, away from moisture and direct heat. Do not use after the expiry date.

### **DISPOSAL**

Discard used sutures and needles contaminated with blood in the container meant for "infectious waste". Unused expired pouches should be incinerated.


### **INSTRUCTIONS FOR USE**

A. Technique for opening the over wrap


1. The scrub nurse should hold the sterile pack in their left hand with the color-coded top facing her. The notch will be located at the top right.



2. Holding the pack with the left hand, tear the foil with the right hand thumb, and fore finger at the notch position. Pull out the folder containing the needled suture with sterilized forceps.



3. Again with the help of a sterilized gloved hand or sterilized forceps grasp the needle which is visible. Pull the needle to remove the suture from the folder.



## PACKAGING

### DSI Chromic Catgut

2/0 USP (metric EP 3.0)

**Ref: DS-CHG20**

3/0 USP (metric EP 2.0)

**Ref: DS-CHG30**

4/0 USP (metric EP 1.5)

**Ref: DS-CHG40**

5/0 USP (metric EP 1.0)

**Ref: DS-CHG50**

### DSI Plain Catgut

2/0 USP (metric EP 3.0)

**Ref: DS-CG20**

3/0 USP (metric EP 2.0)

**Ref: DS-CG30**

4/0 USP (metric EP 1.5)

**Ref: DS-CG40**

5/0 USP (metric EP 1.0)

**Ref: DS-CG50**

## SYMBOLS



Consult instructions for use



Caution, consult accompanying documents



Temperature limit



Keep away from sunlight



Keep dry



Sterilised using irradiation



Do not use if package is damage



Do not resterilize



Do not re-use/ for single use only



Manufacturer



Catalogue number



Batch code



Use by



Date of Manufacture

*Failure to comply with the conditions of storage leads to a change of the working characteristics of the material and decrease the shelf life of the material.*

*The manufacturer is not responsible for any loss of quality caused by the failure to comply with terms of transportation, storage and use established by the manufacturer for this product. Responsibility for the use of the material for purposes other than those specified by the manufacturer falls on the user.*