





The Darling 285

STYLE AND SPACE FOR LIVING AND ENTERTAINING

The Darling 285 has been designed to take advantage of narrower blocks, a four-bedroom family home with ample space for living and entertaining. The oversized double garage and mud room offer all the storage that a growing family needs. The floorplan also incorporates a master retreat with ensuite and walk-in robe, a sanctuary from the stresses of modern life.

† Sizes may vary slightly per facade. ‡ Minimum lot sizes may vary due to estate guidelines and council requirements. Images, photographs and illustrations of our homes: a. may include certain items not included in the house price; such as landscaping, gardens, and fencing; b. are for illustrative use, not to scale and may depict dimensions, features or finishes which differ slightly to the facade as constructed. Note: All designs, plans and images are the property of Lane Housing Co Pty Ltd and must not be used, reproduced, copied or varied, wholly or in part without the written permission from an authorised representative of Lane Housing Co. Copyright Lane Housing Co Pty Ltd [ABN: 94 622 172 954 / CDB-U 52522]. We invite you to contact us at homes@lanehousingco.com.au or (03) 5406 9090, we would love to personally meet you and discuss our range of lifestyle designs, our pricing and our extensive list of quality inclusions.

HOME DETAILS

| |  |  |  |  |
|-------------|---|---|---|---|
| | 4 | 2.5 | 2 | 2 |
| Living | 216.9 m ² | 23.5 Sq | | |
| Garage | 43.7 m ² | 4.7 Sq | | |
| Alfresco | 22.1 m ² | 2.4 Sq | | |
| Porch | 2.2 m ² | 0.2 Sq | | |
| Total Area† | 284.9 m ² | 30.7 Sq | | |

| | | |
|--------|--------------|------------|
| Depth‡ | House 24.8 m | Lot 32.3 m |
| Width‡ | House 15.8 m | Lot 17.2 m |