


The Status of Women in Greensboro and Guilford County

Donicia Alcantara, Jessica Bolin, Bri Brunson, Ellie Lewis, Kawan Nanavati, Madison Walling

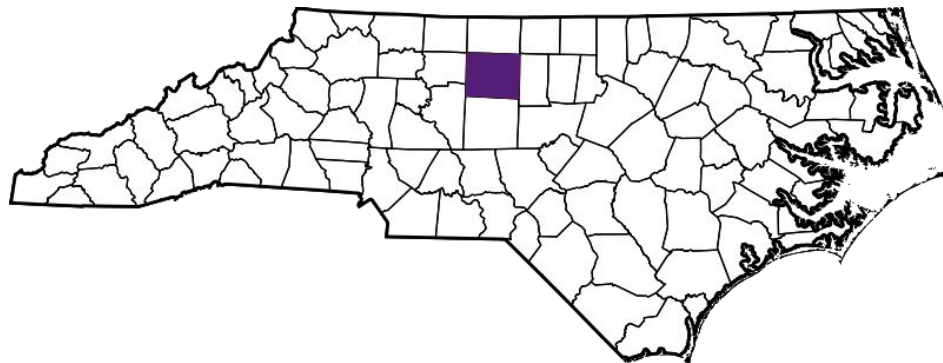


Problem Statement

Despite women comprising 53% of Greensboro and Guilford County, they still face discrimination and injustice.

Our project aims to push relevant stakeholders to honor women's human rights on a municipal level.

Greensboro and Guilford County



Greensboro, North Carolina

- Population: 290,222 (2017)
- Percent female: 53.3%
- Median household income (2016 dollars), 2012 to 2016: \$42,802
- Poverty rate: 19.9%

Guilford County, North Carolina

- Population: 526,953 (2017)
- Percent female: 52.6%
- Median household income (2016 dollars), 2012 to 2016: \$46,896
- Poverty rate: 18.3%
- Poverty rate for female head of household families: 35.5%

Indicator Variables

4 Categories of Inequality

Economics

- Wage gap
- Employment rate by gender
- Educational attainment

Health

- Life expectancy
- Teen pregnancy rates
- Access to prenatal care

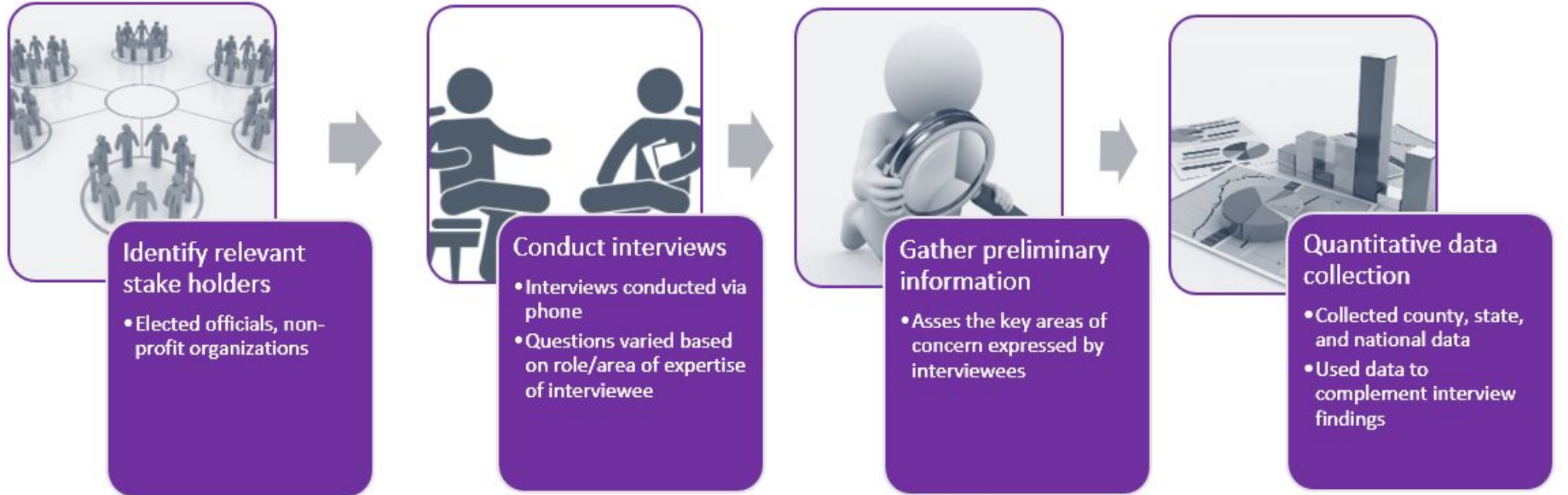
Violence Against Women

- Rate of domestic violence
- Rate of rape

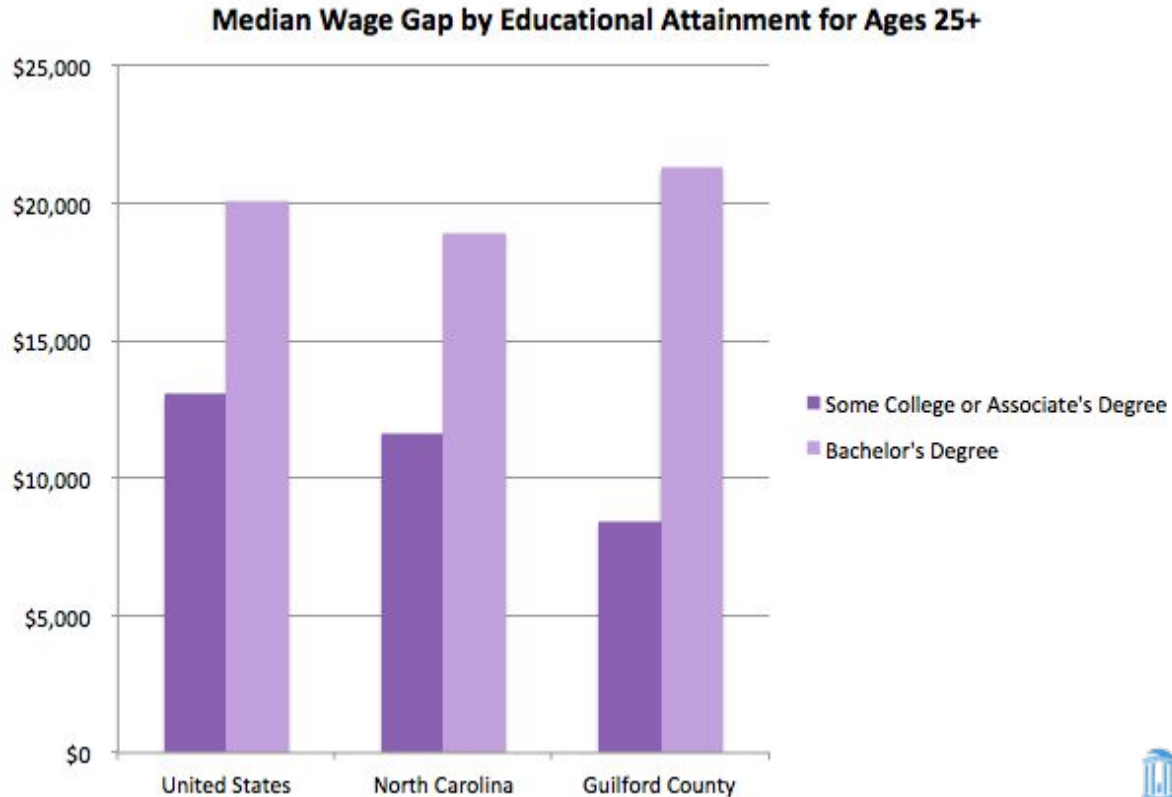
Political Representation

- Women running for office
- Women holding official roles
- Women registered to vote

Methodology



Key Findings - Economics



Source: Census Bureau, 2017

Key Findings - Economics

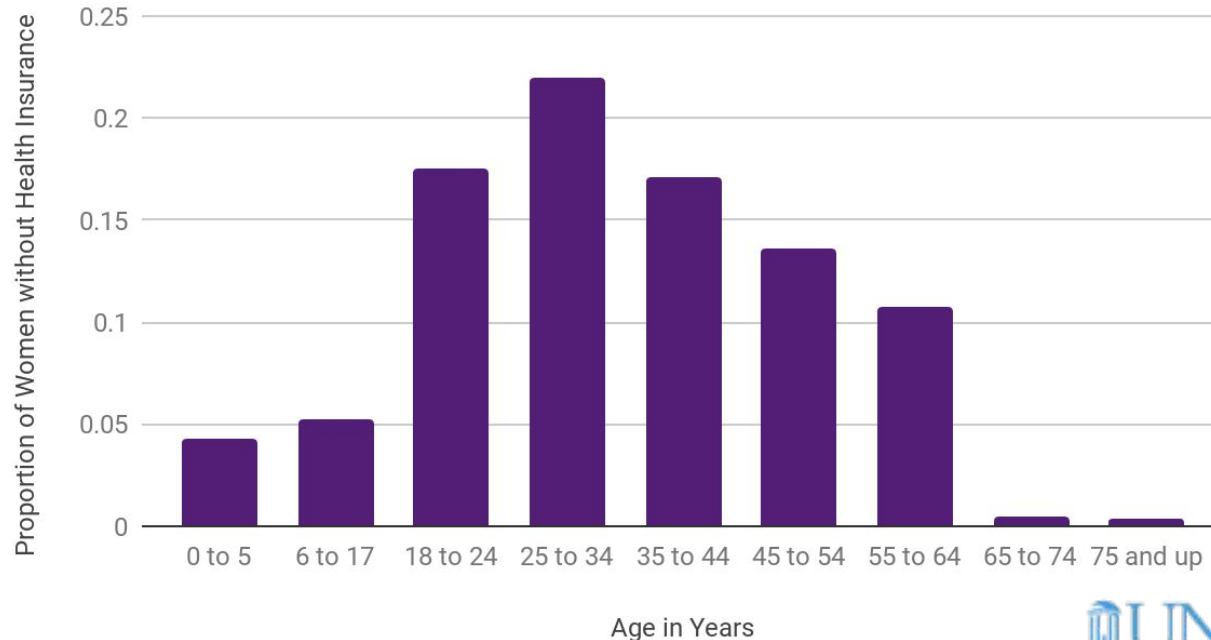
Median Wage Gap at Each Educational Attainment for Population Ages 25+

	United States	North Carolina	Guilford County
High School Graduate (Includes Equivalency)	\$11,439	\$9,178	\$5,164
Some College or Associate's Degree	\$13,039	\$11,617	\$8,435
Bachelor's Degree	\$20,088	\$18,914	\$21,299
Graduate or Professional Degree	\$28,268	\$28,722	\$27,563

Key Findings - Health

Health Insurance

Healthcare Coverage in Guilford County Women by Age

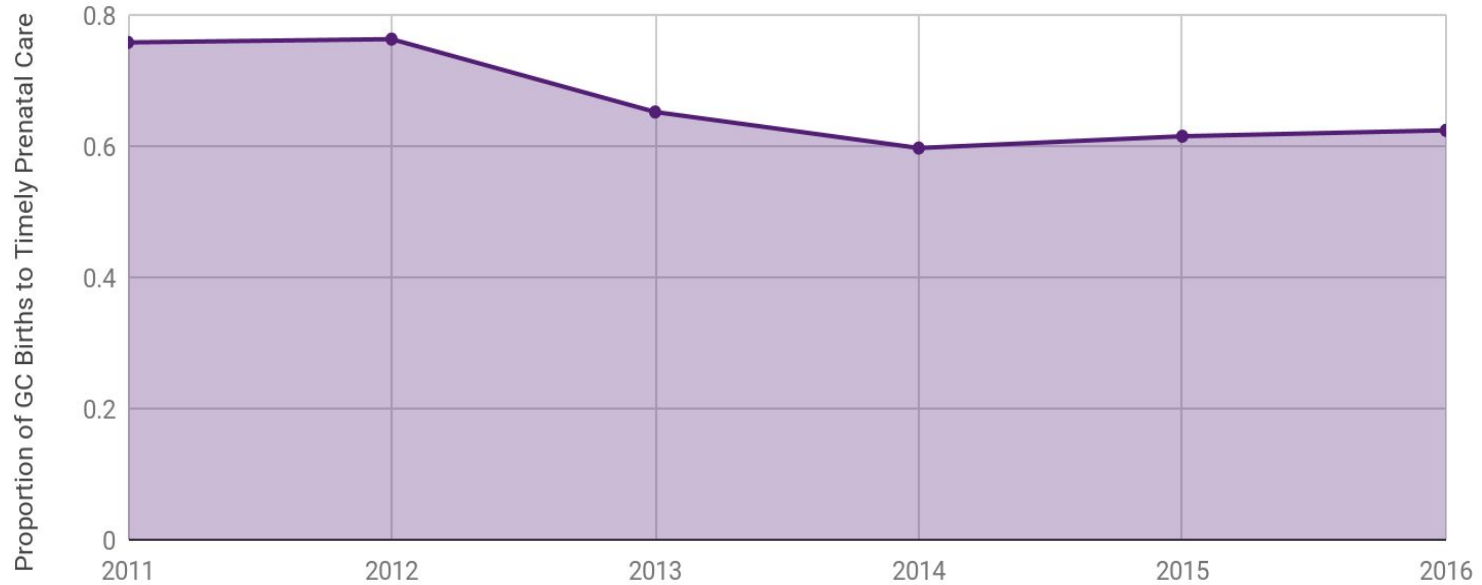


Source: Census Bureau, 2017

Key Findings - Health

Prenatal Care

Trend in Guilford County Prenatal Care



Source: Guilford County Department of Health and Human Services, 2018

Year

Key Findings - Violence Against Women

- Identified as a priority amongst key stakeholders.
- Currently, there is not much data at the local level.
- Emphasized the importance of education, collaboration, and advocacy.

2013
2014

Guilford County had the most Domestic Violence-Related Homicides in NC

Key Findings - Political Representation

- Political representation in Greensboro and Guilford county is exceptionally good compared to the neighboring counties and North Carolina overall.
 - The mayor of Greensboro, Nancy B. Vaughan is a woman
 - 8 of the 9 City Council members are women
 - 2 of the 3 NC State Senators representing Guilford County are women
- But there is still room for improvement
 - None of the 6 NC House members representing Guilford County are women
 - Representation on local boards is still heavily male
 - Current representatives look forward to pushing initiatives that make political offices more accessible to women who have kids





Recommendations

- We recommend that the City of Greensboro make it a priority to pass a resolution in support of the Convention on the Elimination of Discrimination Against Women (CEDAW).
- Recommendations for each indicator:
 - Economics: wage gap by educational attainment
 - Health: medicaid expansion, abortion access
 - Violence against women: funding, addressing social determinants
 - Political representation: creating best practices

Thank you for your time!