


Keep it random
Overlap tools 6 in to 8 in

*Note: Use the tool name on the back of tool to reference the orientation


*Tips: A good idea is to stamp some of the tools at angles to create a more random effect. This method is most effective with textures that have veins going through them

*Tips: Never pick up a tool and then put it down in the same place, same orientation as before, it will create a ghost image of the pattern



Reverse lap method

*Tips: When checking impression make sure to stand on the tool so that the tool does not move at all



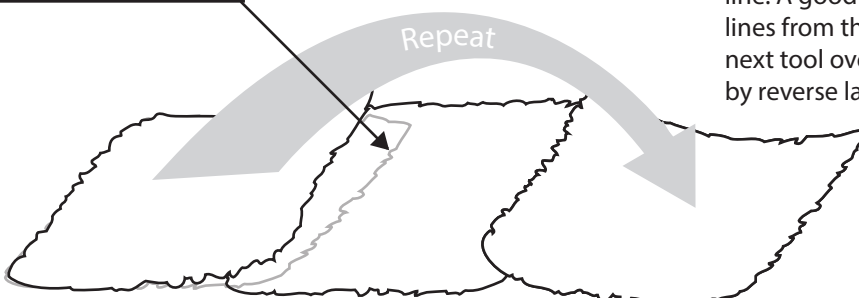
Area of mat to tamp, keep away from edges.
Reverse lap to avoid imprinting edge of tool

1



Seam line from previous spot

2



*Note: Do not stamp up to edge to avoid seam line. A good method to get rid of seam lines from the previous spot is to stamp next tool overlapping the previous spot by reverse lapping them

prolinestamps.com

TEL: 1-800-795-4750 Toll free