

HOSTA

Plantain Lily



'A Many Splendored Thing'

Large, rounded leaves of dark green are surrounded by wide, greenish-gold margins in a corrugated texture. Pale lavender flowers bloom in summer atop tall stems.

Zone: **3a** H: 22" W: 40"

H: 56cm W: 102cm



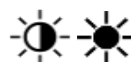
'Abiqua Drinking Gourd'

Medium-sized variety with round, cup-shaped, blue-green leaves that hold water. Lilac, bell-shaped flowers bloom in the summer.

Zone: **3a**

H: 22" W: 46"

H: 56cm W: 117cm



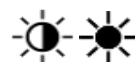
'Age of Gold'

Large hosta with golden yellow leaves. Plant in morning sun or filtered shade for the best colour.

Zone: **3a**

H: 25" W: 58"

H: 64cm W: 147cm



'Allegan Fog'

Fast growing plant with a very interesting colouration. Leaf centres turn darker green as the season progresses. Wavy leaves with dark green margin and speckled green-white centre.

Zone: **2** H: 30" W: 40"

H: 76cm W: 102cm

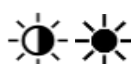


'Alligator Shoes'

Wavy frosty-green, wedge-shaped leaves with creamy-white margins. Pale lavender flowers bloom on tall stems in the summer.

Zone: **3a** H: 16" W: 22"

H: 41cm W: 56cm

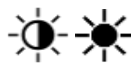


'American Halo'

Mounding form of stunning blue-green leaves with a very wide, slightly rippled cream margin. White lily-like flowers bloom in early summer.

Zone: **3a** H: 20" W: 58"

H: 51cm W: 147cm



'American Icon'

Large, spreading, lime green leaves with golden yellow margins that are slightly rippled. White flowers bloom in summer.

Zone: **3a** H: 24" W: 36"

H: 61cm W: 91cm



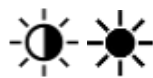


'Angel Falls'

Large hosta that forms an attractive mound of cascading green leaves with white centres.

Zone: **3a** H: 16" W: 38"

H:40cm W:96cm



'Ann Kulpa'

Deep green, heart-shaped, corrugated leaves with creamy-white stripes in the center. Pale lilac flowers bloom in summer.

Zone: **3a** H: 20" W: 22"

H:51cm W:56cm



'Antioch'

Narrow, pale green leaves with wide, creamy-yellow edges that fade to white in summer. Lilac, lily-like flowers bloom in July.

Zone: **3a** H: 22" W: 46"

H:56cm W:117cm



'August Moon'

For a spectacular specimen plant in the shady garden plant this yellow-leaved foliage plant. Attractive, fragrant flowers rise above foliage in summer.

Zone: **2** H: 24" W: 34"

H:60cm W:86cm

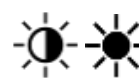


'Autumn Frost'

Forms a medium sized mound with extra wide blue leaves with bright yellow margins.

Zone: **3a** H: 12" W: 24"

H:30cm W:61cm

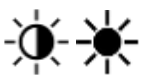


'Barbara Ann'

Thick, corrugated, blue-green leaves with broad, creamy margins that lighten to white as plant matures.

Zone: **2a** H: 20" W: 46"

H:51cm W:117cm



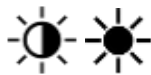


'Big Daddy'

A sturdy mound of foliage, topped with lily-like blooms. This large hosta has huge-frosty blue leaves that are cupped and heavily quilted.

Zone: 1 H: 24" W: 46"

H: 61cm W: 117cm



'Blazing Saddles'

Large, heart-shaped, dark-green leaves with wide, creamy-white margins. Lavender flowers bloom in summer.

Zone: 3a H: 18" W: 46"

H: 46cm W: 117cm

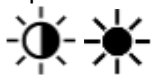


'Blue Angel'

Beautiful, large blue foliage can create a tropical look in the shady garden. White flowers rise above the foliage in summer. Excellent background plant.

Zone: 2 H: 48" W: 46"

H: 120cm W: 117cm



'Blue Belle'

Small variety with narrow, cupped, blue-green leaves that are slightly corrugated. Lavender flowers bloom in the summer. Makes an excellent edging plant in the shade border.

Zone: 3a H: 16" W: 32"

H: 41cm W: 81cm

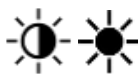


'Blue Cadet'

Selected for its small size and blue foliage, this little beauty makes an excellent edging plant in the shady border. Lavender blooms appear in summer for added appeal.

Zone: 2 H: 12" W: 34"

H: 30cm W: 86cm



'Blue Dimples'

Grown for its intense blue, crinkly, wavy foliage this shade loving perennial is an excellent choice as an edging plant or as an accent in the border. Lavender blooms appear on slender stems in the summer.

Zone: 2 H: 18" W: 20"

H: 45cm W: 51cm





'Blue Hawaii'

Heart-shaped, vibrant blue leaves with slight corrugation contrast nicely with upright stems of white flowers in the summer. Large, mounding form.

Zone: **3a** H: 28" W: 46"

H:71cm W:117cm

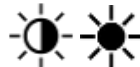


'Blue Ivory'

Medium sized variety with dark blue foliage surrounded by wide, creamy-white margins that mature to a bright white colour in summer.

Zone: **3a** H: 16" W: 28"

H:41cm W: 71cm

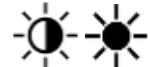


'Blue Jay'

Smaller variety of heart-shaped leaves of intense blue colour with slight corrugation. Provides an excellent contrast for its stems of pale lavender flowers.

Zone: **3a** H: 16" W: 26"

H: 41cm W: 66cm



'Blue Mammoth'

Outstanding background perennial with huge, light blue, textured leaves. Profuse pale lavender flowers in summer. Fast growing with good form.

Zone: **4** H: 48" W: 46"

H:120cm W:117cm



'Blue Mouse Ears'

A near and sturdy mound of foliage topped with lily like blooms. This petite hosta has small blue green leaves that are curled much like its name sake.

Zone: **3a** H: 6" W: 12"

H:15cm W:30cm



'Blue Umbrellas'

Forms a huge mound of waxy green, inversely-cupped, quilted leaves resembling umbrellas. Pale lavender flowers bloom on tall stems in summer.

Zone: **3a** H: 30" W: 58"

H:76cm W: 147cm





'Bridal Falls'

Large, cascading, dark green leaves with creamy-white margins, many deeply impressed veins and a dainty, rippled edge. Small spikes of lavender flowers bloom in summer.

Zone: **3a** H: 26" W: 36"

H: 66cm W:91cm

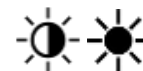


'Bright Lights'

Mound-shaped perennial with heavily textured, golden leaves surrounded by a blue-green margin. Dense white flower heads in summer. Good groundcover.

Zone: **4** H: 12" W: 18"

H:30cm W:46cm

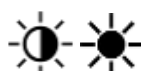


'Brim Cup'

Striking foliage of dark green with a white margin will brighten any shade garden spot. White blooms rise above foliage on slender stems in summer.

Zone: **2** H: 12" W: 28"

H:30cm W:71cm

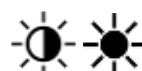


'Brother Stefan'

Large, mounding form of stunning, variegated lime and deep green foliage with tall stems topped with near-white, tubular flowers in early summer.

Zone: **3a** H: 20" W: 34"

H:51cm W:86cm



'Camelot'

Sturdy, mounding form of powdery blue, spade shaped leaves with tall stems of pale lavender flowers in August.

Zone: **3b** H: 16" W: 42"

H: 41cm W:107cm





'Cameo'

Small variety with petite, rounded green leaves streaked and lined with creamy-yellow. Pale purple flowers appear in early summer.

Zone: **3b** H: 6" W: 12"

H:15cm W:30cm



'Captain Kirk'

This eye-catching perennial has leaves with dark green margins and gold centres. Pale lavender flowers bloom above the foliage in summer.

Zone: **3** H: 20" W: 46"

H: 50cm W:117cm



'Choo Choo Train'

Large mound of voluminous, thick, golden foliage with slightly corrugate leaves and rippled edges. Tall stems of near-white flowers bloom in summer.

Zone: **3b** H: 24" W: 72"

H: 61cm W: 183cm



'Christmas Pageant'

Large, pointed green leaves with creamy-yellow margins that fade to white in the summer. Vigorous grower with pale lavender flowers.

Zone: **4a** H: 26" W: 36"

H: 66cm W: 91cm



'Christmas Tree'

Forms a large, cascading canopy of green leaves with yellowish margins. Light purple flowers bloom mid-summer.

Zone: **3a** H: 18" W: 45"

H:45cm W:112cm



'Church Mouse'

Miniature variety with small, thick and wavy, blue-green leaves that curl slightly. Lavender-purple flowers appear in July.

Zone: **3a** H: 4" W: 12"

H:10cm W:30cm



'Cinderella'

Large, mounding form of thick, rounded green leaves green with a wide, pale yellow margin. Near-white flowers bloom in summer.

Zone: **3a** H: 24" W: 48"

H:61cm W:122cm



'City Lights'

Very large variety in a mounding form with drooping, quilted, round foliage in a bright, lime hue. Near-white tubular flowers bloom in summer.

Zone: **3a** H: 26" W: 48"

H:66cm W:122cm





'Coast to Coast'

Giant solid gold hosta. Emerges gold in spring and becomes a brighter gold in the summer when exposed to the sun.

Zone: **2b** H: 36" W: 36"

H: 91cm W: 91cm



'Cool As A Cucumber'

Mounding form with long, tapered leaves with refreshing, creamy-white centers and a lovely contrast of green, streaky margins.

Zone: **3a** H: 26" W: 46"

H: 66cm W: 117cm



'Cracker Crumbs'

Long, golden spade-shaped leaves with narrow, bright green margins and slight corrugation. Pale lavender, tubular flowers bloom in July.

Zone: **2b** H: 8" W: 12"

H: 20cm W: 30cm



'Curly Fries'

Miniature variety in an arching mound with narrow strips of chartreuse foliage with rippling edges. Sturdy stalks bearing lavender flowers appear in summer.

Zone: **4a** H: 6" W: 16"

H: 15cm W: 41cm



'Dancing Queen'

Large, lime-yellow, heart-shaped leaves with ruffled edges grow in a mounding habit. Pale lavender flowers emerge in mid-summer.

Zone: **2b** H: 18" W: 28"

H: 46cm W: 71cm

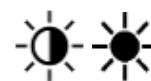


'Dawn's Early Light'

Heavily corrugated, bright gold leaves with ruffled edges emerge in spring and mature to chartreuse by summer. Pale lavender flowers provide excellent contrast in summer.

Zone: **4a** H: 20" W: 46"

H: 51cm W: 117cm





'Daybreak'

Large variety in an impressive mounding form. Long, pointed lime-green leaves with slight corrugation are paired with pale lavender flowers that bloom in mid-summer.

Zone: **3b** H: 24" W: 60"

H: 61cm W: 152cm



'Deep Blue Sea'

Large mounding variety with heavily corrugated blue-green, upturned leaves that mature into shiny dark green as the season progresses. Lavender flowers bloom in summer.

Zone: **2b** H: 20" W: 48"

H: 51cm W: 122cm



'Diana Remembered'

Large mounding habit with big, round leaves that are heavily corrugated with golden centers and streaky, green margins. Pale lavender flowers appear in summer.

Zone: **3a** H: 20" W: 36"

H: 51cm W: 91cm



'Dick Ward'

Large mounding habit with big, round leaves that are heavily corrugated with golden centers and streaky, green margins. Pale lavender flowers appear in summer.

Zone: **3a** H: 20" W: 36"

H: 51cm W: 91cm

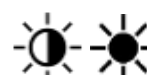


'Diva'

A large mound of lightly corrugated, oval, pointed leaves that emerge light green in spring and mature to a golden-yellow in summer. White flowers bloom on sturdy stalks in July.

Zone: **4a** H: 24" W: 48"

H: 61cm W: 122cm



'Dorset Blue'

Large bluish-green leaves are cupped, heart-shaped, and wrinkled, with tall stems topped with near-white flowers in summer.

Zone: **4a** H: 10" W: 24"

H: 25cm W: 61cm





'Dream Queen'

Medium-sized variegated variety with pointy, blue-green edged leaves with a creamy centre. Bell-shaped, near-white blooms appear in summer.

Zone: **4a** H: 18" W: 28"

H:46cm W:71cm



'Dream Weaver'

Medium-sized selection with large, rounded leaves of dark green with centers of creamy white streaks. Near-white flowers appear in mid-summer.

Zone: **2b** H: 18" W: 28"

H:46cm W:71cm



'Earth Angel'

An impressive specimen hosta, large heart-shaped, blue-green leaves with wide creamy margins. With pale lavender flowers appearing in midsummer.

Zone: **3** H: 36" W: 58"

H: 90cm W: 147cm

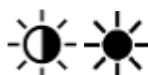


'El Nino'

Medium sized variety of heart-shaped, powdery blue-green leaves lined with a creamy-white edge. Pale lavender flowers bloom in July.

Zone: **2b** H: 18" W: 34"

H:46cm W:86cm

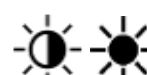


'Electrocution'

Medium sized, unique variety with heavily rippled, curled, pointed leaves of dark green with narrow, creamy-yellow margins. Pale lilac flowers bloom in summer.

Zone: **4a** H: 14" W: 28"

H:36cm W:71cm



'Elegans'

Forms a huge mound of large, heart-shaped, grey-blue, foliage that are thick and heavily textured. Near-white flowers bloom on tall stems in summer. Great slug resistance.

Zone: **3a** H: 28" W: 58"

H:71cm W:147cm





'Emerald Ruff Cut'

Striking contrast of golden and emerald green foliage that is long and pointed with slight ruffling on the edges. Pale lavender flowers bloom in July on tall stems.

Zone: **3a** H: 14" W: 28"

H: 36cm W: 71cm



'Emerald Tiara'

Compact, mounding perennial with heart-shaped golden foliage edged in green. Lavender purple flowers appear early summer.

Zone: **2** H: 18" W: 34"

H: 45cm W: 86cm

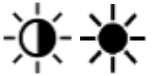


'Eternal Flame'

Striking variegated leaves are thick and only slightly corrugated. Creamy white centers are surrounded by a streaky, deep green margin. Pale lavender flowers appear in midsummer.

Zone: **3b** H: 12" W: 34"

H: 30cm W: 86cm



'Fire and Ice'

Medium sized variety with a striking contrast of creamy-white centers and streaky green margins on the pointed, spade-like foliage. Pale lavender flowers appear in midsummer.

Zone: **2b** H: 20" W: 38"

H: 51cm W: 96cm



'Fire Island'

Brilliant yellow foliage on reddish stems is a wonderful addition to the shade garden. Topped by lavender, tubular flowers in late summer, this plant is loved for its compact form and vibrant tones.

Zone: **3a** H: 12" W: 24"

H: 30cm W: 60cm



'First Frost'

A medium sized variety with striking blue, oval-shaped leaves and yellow, streaky margins. Dainty, light-purple tubular blooms appear in summer and attract pollinators.

Zone: **3a** H: 10" W: 30"

H: 25cm W: 76cm





'First Mate'

A smaller variety with long, lanceolate, chartreuse leaves edged in streaks of darker green and heavily rippled. Tall scapes of small purple flowers appear in late summer.

Zone: **2b** H: 8" W: 20"

H: 20cm W: 50cm

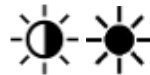


fortunei 'Aureo-marginata'

Outstanding perennial with bright green leaves edged with a band of gold. Stalks of lavender flowers in summer. Ideal in shade garden.

Zone: **2** H: 24" W: 46"

H: 60cm W: 117cm



fortunei 'Lancifolia'

Medium sized variety with narrow, dark green, glossy leaves that grow in a dense, arching habit. Lilac, tubular flowers bloom in late summer.

Zone: **2b** H: 18" W: 38"

H: 46cm W: 97cm



'Fragrant Blue'

A mound of flat, heart-shaped powdery blue-green leaves with white flowers scapes. Blooms are fragrant. Low maintenance perennial.

Zone: **3** H: 10" W: 38"

H: 25cm W: 97cm

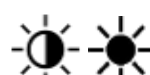


'Fragrant Bouquet'

Fragrant, white flowers arise on slender 24" stems above dramatic apple green leaves with wide, creamy-white edges. This dramatic foliage plant will grow into a 4' wide clump by summer's end.

Zone: **2** H: 22" W: 46"

H: 60cm W: 117cm



'Francee'

Award winning perennial with elegant layers of dark green, white-edged leaves. Lavender blooms in summer.

Zone: **2** H: 24" W: 46"

H: 60cm W: 117cm





'Frances Williams'

Mound-shaped perennial with layers of round, gold-edged, blue-green leaves. Showy white flowers in summer.

Zone: **2** H: 30" W: 58"
H:90cm W:147cm



'Fried Green Tomatoes'

Clumping perennial offers very shiny leaves that are yellowish-gold in colour. Tall scapes of very fragrant white blooms open in summer.

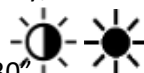
Zone: **2** H: 36" W: 46"
H:90cm W:117cm



'Glory Hallelujah'

Large, blue-green leaves are edged in bright, golden-yellow. Forms a medium sized, dense mound and produces tall stems of dainty, white flowers in summer.

Zone: **3a** H: 20" W: 30"
H:51cm W: 76cm



'Gold Drop'

Fast growing perennial with layers of golden-green, sun-tolerant foliage. White flowers in summer.

Zone: **3** H: 10" W: 10"
H:25cm W:25cm



'Golden Tiara'

Low growing perennial with mounds of golden green, textured leaves with pale yellow margins. Purple flowers in summer.

Zone: **2** H: 8" W: 34"
H:10cm W: 86cm



'Great Expectations'

Streaks of blue and green surround the creamy-yellow centers on these large, pointed, puckered leaves. Near-white flowers bloom in June.

Zone: **2b** H: 26" W: 46"
H:66cm W: 117cm



'Grey Ghost'

Lanceolate, pointed, foliage emerges a unique yellowish-white in the spring and matures to blue-green in summer with tall spikes of near-white flowers.

Zone: **2a** H: 18" W: 30"
H:46cm W: 76cm



sieboldii 'Ground Sulphur'

Forms a dense, low mound of narrow golden-green leaves that intensify in colour with the morning sun. Pale purple blooms appear in summer.

Zone: **4a** H: 8" W: 16"
H:20cm W: 41cm





'Guacamole'

Mound-shaped perennial with layers of chartreuse-gold leaves edged in dark green. Displays fragrant, near white flowers on tall stalks in summer.

Zone: **2** H: 18" W: 26"

H: 45cm W: 66cm



'Guardian Angel'

Large variety with slightly corrugated, powdery blue-green leaves with dark green margins. Pale lavender flowers bloom in summer.

Zone: **2b** H: 30" W: 46"

H: 76cm W: 117cm



'Hadspen Blue'

Intriguing foliage with waxy-chalklike blue tint. Great for specimen or in mass plantings. Lily-like blooms.

Zone: **2** H: 18" W: 38"

H: 46cm W: 97cm



'Heart Broken'

Small wavy edged perennial offering small, rounded, wavy, slightly cupped leaves that emerge gold, changing to green in summer and finally dark green in fall.

Zone: **2** H: 14" W: 12"

H: 35cm W: 30cm

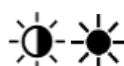


'Heat Wave'

Leaves have a wide blue-green margin. Lavender flowers in summer. At maturity the leaves are mostly blue with a bolt of yellow in the centre.

Zone: **3a** H: 12" W: 24"

H: 30cm W: 60cm



'Honeybells'

Elegant perennial with large, wavy light green leaves. Fragrant, light purple blooms in summer.

Zone: **2** H: 24" W: 46"

H: 60cm W: 117cm





'Humpback Whale'

Forms a huge mound of blue-green, heavily quilted, heart-shaped leaves that have an unusual hump in the middle of each leaf which results in a downwards point at the tip.



Zone: **3a** H: 34" W: 80"

H: 86cm W: 203cm



'Hydon Sunset'

Popular, mounding perennial valued for its bright green foliage and stalks of trumpet-shaped, lilac blooms.

Zone: **2** H: 12" W: 20"

H: 30cm W: 51cm



'Inniswood'

Medium variety with long, tapered, gold leaves edged with narrow green streaks. Pale lavender flowers bloom in July.

Zone: **3a** H: 22" W: 46"

H: 56cm W: 117cm



'Invincible'

Shiny green leaves form a mound of foliage to make an excellent edging plant. Fragrant blue flowers appear in summer.

Zone: **3** H: 15" W: 38"

H: 37cm W: 97cm



'Island Breeze'

Leaves have wide dark green margins with bright yellow centres.

Zone: **3a** H: 12" W: 18"

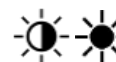
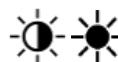
H: 30cm W: 45cm



'Ivory Coast'

Heavily corrugated, heart-shaped leaves with green centres edged by thick, creamy margins that fade to white.

Zone: **3a** H: 20" W: 22"





'Ivory Necklace'

Medium variety with thick bright green, corrugated leaves edged in white. Pale lavender flowers bloom in August.

Zone: **4a** H: 16" W: 26"

H: 41cm W: 66cm



'Ivory Queen'

Medium variety of cream centred leaves edged in streaky green. Pale lavender flowers bloom in mid-summer.

Zone: **4a** H: 12" W: 18"



'Journey's End'

Large variety with mounding brilliant golden-yellow leaves and dark green margins. Near white flowers bloom in June on tall stems.

Zone: **3a** H: 24" W: 48"

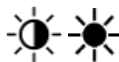


'Joy Ride'

Unique variety with long, rippled leaves in a powdery bluish-green hue. Lavender flowers bloom in summer.

Zone: **4a** H: 16" W: 36"

H: 41cm W: 91cm



'June'

An excellent hosta that has leaves with a green edge and have gold coloured centres. The fragrant violet flowers bloom from mid summer to fall.

Zone: **4** H: 10" W: 34"

H: 25cm W: 86cm



'June Fever'

Medium variety with yellowish-green leaves that are edged in streaks of dark green. Centers turn bright chartreuse as they mature.

Zone: **3a**

H: 18" W: 34" H: 46cm



'Key West'

Huge golden, corrugated, heart-shaped leaves form an impressive mound that grows quickly. Pale lavender flowers bloom in summer.

Zone: **3a** H: 24" W: 36"

H: 61cm W: 91cm



'Kiwi Skyscraper'

Large variety that forms an upright mound of quilted, bluish-green foliage in a wide spread. Pale lavender flowers bloom in July on tall stems.

Zone: **3a** H: 34" W: 60"

H: 86cm W: 152cm



'Krossa Regal'

Large variety with an upright, vase-shaped form bearing powdery blue-green, wavy foliage.

Zone: **3a** H: 36" W: 58"

H: 91cm W: 147cm





'Lakeside Contender'

Medium variety with a mound of rich, golden foliage. The thick leaves are slightly wavy and well-corrugated. Lavender flowers bloom in summer.

Zone: **3a** H: 18" W: 40"
H: 46cm W: 102cm



'Lakeside Cupcake'

Small variety with rounded, cupped leaves with creamy yellow centers surrounded by streaky, bluish-green margins.

Zone: **3a** H: 6" W: 12"
H: 15cm W: 30cm



'Lemon Frost'

Clumping perennial offering chartreuse leaves with white edges. Tall scapes open in June with purple flowers. Great accent or groundcover.

Zone: **1** H: 12" W: 20"
H: 30cm W: 51cm



'Liberty'

Mounding, mid-sized form with heart-shaped, matte green leaves edged with wide, streaky yellow borders. Pale lavender flowers bloom in early summer.

Zone: **3a** H: 18" W: 34"
H: 46cm W: 86cm



'Little Aurora'

Medium mound of bright golden, heart-shaped leaves that are slightly cupped and quilted. Very pale purplish-white flowers bloom in mid-summer.

Zone: **3a** H: 14" W: 40"
H: 36cm W: 102cm



'Love Pat'

A sturdy mound of foliage, topped with lily-like blooms. Medium-sized hosta with very thick, powdery blue leaves that have a quilted texture. Near-white flowers appear in July.

Zone: **1** H: 18" W: 38"





'Loyalist'

Medium sized variety forms a sturdy mound of pointed, heart-shaped leaves with deep green margins and white centers. Pale lavender flowers bloom in summer.

Zone: **3a** H: 18" W: 22"

H:46cm W: 56cm

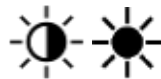


'Maui Buttercups'

Has bright gold rounded leaves. One of the very best small, yellow hostas. Flowers are nearly white.

Zone: **3a** H: 10" W: 14"

H:25cm W: 36cm

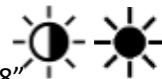


'Minuteman'

4' wide clumps of beautiful dramatic foliage on this striking plant is an asset in any shady to partly shady garden. Dark, shiny green leaves have pure white edges. Lavender flowers on tall, slender stems appear early in

Zone: **2** H: 24" W: 38"

H:60cm W: 97cm



'Miss Susie'

Leaves emerge bright yellow in spring on bright red petioles. Forms a nice mound. Slow grower.

Zone: **3a** H: 10" W: 20"

H:25cm W: 51cm

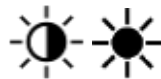


montana 'Aureo Marginata'

Long, spade-shaped leaves that are green in the centers and lined with a wide, creamy-yellow, streaky margin. Tall stems of pale lavender flowers top this large specimen in July.

Zone: **2b** H: 26" W: 58"

H:66cm W: 147cm



'Moonstruck'

Interesting wide-growing selection with long narrow white centred leaves blushed blue on margins. Vigorous growth rate, beautiful violet blooms.

Zone: **2** H: 10" W: 22"

H:25cm W: 56cm





'Mouse Trap'

Leaf centres emerge creamy white and turns bright white by summer. Very thick leaves that are wavy.

Zone: **4a** H: 6" W: 12"

H:15cm W: 30cm



'Munchkin Fire'

Vigorous yellow miniature hosta. Short and narrow leaves hold their bright colour all season long.

Zone: **4a** H: 7" W: 15"

H: 17cm W:38cm



'Nancy'

Has thick rubbery leaves that are bright yellow in spring. Forms a small mound with wavy foliage.

Zone: **3a** H: 10" W: 18"

H: 25cm W:46cm



'Neptune'

A unique blue hosta. The leaves emerge in spring a bright blue and turn a more blue-green as the season progresses.

Zone: **3a** H: 24" W: 47"

H:60cm W: 119cm



'Night Before Christmas'

Vigorous mounding growth habit contrasted with lavender flowers in mid-summer. Great choice for any part of the shady border.

Zone: **2** H: 18" W: 34"

H: 46cm W:86cm





'Northern Exposure'

Large heart-shaped leaves are a variegated blue-green with a wide, streaky cream-coloured border. Near-white flowers appear in June as a lovely contrast to the foliage.



Zone: **3a** H: 26" W: 46"

H: 66cm W: 117cm



'Old Glory'

Outstanding variety with large, gold-centered, heart-shaped leaves edged with a thick, streaky blue-green margin. Lavender flowers appear on sturdy stems in June.

Zone: **3a** H: 14" W: 22"

H: 36cm W: 56cm



'Olive Bailey Langdon'

Giant, corrugated blue leaves are surrounded by wide golden margins throughout the season. In late spring, the clumps are topped with pure white bells, held just above the foliage.

Zone: **2** H: 24" W: 60"

H: 60cm W: 152cm



'On Stage'

Bright and showy medium-sized variety with unique, yellow leaves with bold, streaky green margins. Pale lavender flowers bloom in July.

Zone: **3a** H: 16" W: 34"

H: 41cm W: 86cm



'Paradigm'

Lovely perennial for the shade garden. Gold leaves with blue-green margins and pale lavender flowers that bloom in summer.

Zone: **3** H: 20"



'Parky's Gold'

Handsome heart-shaped, gold foliage, and soft lavender, trumpet-shaped blooms make this a perennial favourite in the shady garden.

Zone: **2** H: 24" W: 34"

H: 60cm W: 85cm





'Patriot'

Medium sized variety with corrugated, green leaves surrounded by bold, streaky white margins. Bell-shaped, lavender flowers appear in July on tall stems.

Zone: **3a** H: 20" W: 30"

H: 51cm W: 76cm



'Paul's Glory'

Mound-like, clump forming perennial with yellow to creamy white centred foliage with blue-green margins. Large scapes produce soft lavender, bell-shaped flowers in early summer.

Zone: **2** H: 12" W: 46"

H: 30cm W: 117cm



'Pewterware'

Medium sized selection with cupped, slightly wavy, blue-green leaves topped with arching stems adorned by pale lilac, bell-shaped blooms in the summer.

Zone: **3a** H: 10" W: 30"

H: 25cm W: 193cm

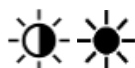


'Pilgrim'

Small selection with heart-shaped, grey-green leaves with a wide margin that begins yellow and matures to creamy-white in summer. Topped by purple flowers in mid-summer.

Zone: **3a** H: 10" W: 22"

H: 25cm W: 56cm



'Pineapple Upsidedown Cake'

Long, ruffled, lance-shaped leaves compose this medium sized variety. Foliage emerges blue-green and then the leaf center turns to gold. Pale lavender flowers bloom in August.

Zone: **3a** H: 20" W: 46"

H: 51cm W: 117cm





'Popcorn'

A cute small hosta that transforms during the season. Leaves emerge bright yellow with a nice blue margin. By mid-season the leaves are white with blue green margins.

Zone: **3a** H: 12" W: 18"

H:30cm W: 46cm

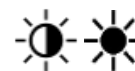


'Powder Blue'

Large, mounding variety with thick, slug-resistant, powdery blue foliage that is heavily quilted. Near-white blossoms bloom in the summer on tall stems.

Zone: **3a** H: 30" W: 46"

H:76cm W: 117cm



'Prairie Sky'

Midsized selection with large, thick, heart-shaped foliage in a powdery blue hue. Leaves are quilted and hold their colour well. Pale lavender, bell-shaped flowers bloom in July.

Zone: **3a** H: 16" W: 34"

H:41cm W: 86cm



'Praying Hands'

Unique variety with long, wavy, dark green foliage with a thin yellow edge. Grows in a clumping form with tall, upright stems topped with pale purple flowers in the summer.

Zone: **3a** H: 18" W: 22"

H:46cm W: 56cm

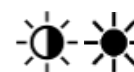


'Queen Josephine'

Glossy, dark green leaves bordered by a wide yellow margin that lightens to creamy white with age. Pale lavender flowers rise above foliage in summer.

Zone: **2** H: 20" W: 38"

H:50cm W: 97cm





'Queen of the Seas'

A massive mound of heavily corrugated, heart-shaped, blue-green leaves that twist slightly at the tip. A show stopper in the garden with pure white flowers appearing in June.

Zone: **3b** H: 22" W: 46"

H: 56cm W: 117cm

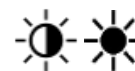


'Rainbow's End'

Small variety with extremely variegated leaves of yellow with streaky, dark green margins. No two leaves look the same. The center of the leaves brighten to white in summer and are paired with red stems and lavender flowers.

Zone: **3a** H: 12" W: 22"

H: 30cm W: 56cm



'Rainforest Sunrise'

Small selection with lanceolate leaves of bright gold surrounded by thin, streaky margins of dark green. Whitish-pink flowers appear in June.

Zone: **3a** H: 12" W: 22"

H: 30cm W: 56cm



'Rascal'

Heart-shaped, pointed leaves of pale yellow with powdery green margins grow in a large, mounding form. Pale violet blooms appear in summer.

Zone: **3a** H: 30" W: 48"

H: 76cm W: 122cm

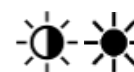


'Regal Splendor'

One of the Classics! Upright, mound-shaped beauty with blue-green leaves edged in white. Tall stems support lavender flowers.

Zone: **2** H: 40" W: 58"

H: 101cm W: 147cm





'Remember Me'

Medium sized variety with lanceolate foliage that emerges bright yellow and matures to powdery white in summer, with a dark, green-blue margin.


Zone: **3a** H: 16" W: 28"

H: 41cm W: 71cm



'Revolution'

Medium sized variety with pointed leaves with creamy white centers edged with dark green and adorned with unusual green speckling. Pale lavender flowers bloom in July.

Zone: **2a** H: 20" W: 



'Robert Frost'

Large heart-shaped, draping leaves with quilted, blue-green centers and large pale yellow margins.

Zone: **3a** H: 24" W: 50"

H: 61cm W: 127cm



'Royal Wedding'

This unusual, compact variety has dark green, corrugated leaves with creamy white margins. Large pure-white flowers appear in summer.


Zone: **2a** H: 12" W: 20"

H: 30cm W: 51cm



'Royal Standard'

A reliable clump-forming perennial producing cool, rich green heart-shaped foliage. Sweetly-scented white flowers grow on tall scapes in summer.

Zone: **2** H: 36" W: 60" 

H: 90cm W: 152 cm



'Sage'

Large, upright specimen with powdery grey-green leaves that have a streaky white to cream margin. Lavender flowers appear in July.

Zone: **1** H: 31" W: 58"

H: 78cm W: 147cm

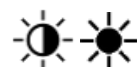


'Sea Fire'

Intense golden-yellow leaves with red petioles in spring matures medium green. Deep lavender flowers on reddish-green scapes rise above the foliage mounds in summer.

Zone: **2** H: 16" W: 32"

H: 40cm W: 81cm





'Shade Fanfare'

Clump-forming perennial producing heart-shaped, puckered, medium green leaves with white edges. Lavender flower spikes rise above the foliage mounds in summer.

Zone: **2** H: 18" W: 38"

H: 46cm W: 97cm



'Shade Master'

Large, mounding variety of heavily quilted, chartreuse foliage that holds its colour well. Pale lavender flowers bloom in mid-summer.

Zone: **3a** H: 16" W: 46"

H: 41cm W: 117cm



Sieboldiana

Hardy, deciduous perennial with large, bold green leaves. Lilac flowers appear above the heart-shaped foliage in early summer.

Zone: **4** H: 40" W: 40"

H: 102cm W: 102cm



sieboldiana 'Elegans'

Shade-loving perennial with large, heavily textured, blue-gray leaves. Lilac-purple flower stalks in summer.

Zone: **3** H: 20" W: 58"

H: 50cm W: 147cm



'Silver Moon'

Forms a large mound of powdery blue-green foliage with dramatic silver undersides. Pale lavender flowers appear in August. Great for mass plantings.

Zone: **3b** H: 28" W: 48"



'So Sweet'

Dramatic foliage has dark green leaves with white edges. White fragrant flowers appear in late summer.

Zone: **2** H: 14" W: 46"

H: 35cm W: 117cm





'Spellbound'

Unique variety with large, unruly foliage in an apple-green tone with creamy-yellow margins. Foliage is heavily wrinkled and edges are slightly wavy. Known for being slug resistant.

Zone: **3a** H: 20" W: 44"

H: 51cm W: 112cm



'Spring Fling'

Dainty, long, heart-shaped leaves are heavily rippled with bright green centers and creamy yellow to white margins. Lavender flowers bloom in summer atop tall stems.

Zone: **3a** H: 24" W: 48"

H: 61cm W: 122cm



'St. Elmo's Fire'

Dense, compact form of long, chartreuse leaves with slight quilting and thin, pale yellow margins. The centers mature into a deeper green as the season progresses while new bright green leaves continue to form. Makes for a striking display.

Zone: **3a** H: 16" W: 30"

H: 41cm W: 76cm



'Stained Glass'

Bright gold leaf edged with green border. Prominent veins throughout the leaf, gives it a stained glass window effect. Large very fragrant light lavender flower scapes open in summer.

Zone: **2** H: 24" W: 46"

H: 60cm W: 117cm

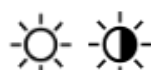


'Stardust'

Showy perennial with brilliant gold wavy leaves. Pale lavender flowers bloom in summer.

Zone: **3** H: 30" W: 48"

H: 76cm W: 122cm



'Stiletto'

Compact hosta cultivar with very narrow lance-shaped leaves and a bright cream coloured edge. Slightly wavy leaf form adds texture interest.

Zone: **3** H: 8" W: 18"

H: 20cm W: 46cm





'Striptease'

Clump-forming perennial producing light yellow centres and a very wide dark green edge. Bears funnel-shaped, lavender-blue flowers on 38" scapes in midsummer.

Zone: **2** H: 20" W: 46"

H: 50cm W: 117cm



'Sum and Substance'

Mound-shaped perennial with layers of huge textured chartreuse leaves. Tall scapes of lavender flowers rise above foliage in summer.

Zone: **2** H: 20" W: 68"

H: 50cm W: 173cm



'Summer Breeze'

Bright green, heart-shaped leaves with large, streaky, golden margins and deep veining. Lavender-mauve flowers bloom in mid-summer.

Zone: **3a** H: 20" W: 46"

H: 51cm W: 117cm

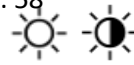


'Sun Power'

Large chartreuse to gold leaves, with lavender flowers in midsummer. Best with morning sun to bring out the colour. Easily divided in either spring or fall.

Zone: **1** H: 28" W: 58"

H: 71cm W: 147cm



'tardiana 'Halcyon'

Large, heart-shaped leaves that are thick, corrugated and a beautiful powdery blue-green colour. Lily-like blooms appear on tall stems in summer.

Zone: **3a** H: 24" W: 36"

H: 61cm W: 91cm

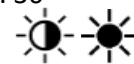


'The Shining'

Heavily textured, shiny, golden foliage that forms a large mound. Fragrant pale lavender flowers bloom in summer.

Zone: **3a** H: 20" W: 36"

H: 51cm W: 91cm



'Tokudama Flavocircinalis'

Frosty blue-green foliage with dark green centers and streaky, apple green margins. Large, white, bell-shaped flowers bloom in summer.

Zone: **2b** H: 18" W: 42"

H: 46cm W: 107cm





'Twilight Time'

Dense, medium sized mound of rippled, bright blue leaves. Very distinctive. Clump is topped in midsummer with 20" scapes of lavender flowers.

Zone: **2** H: 12" W: 40"

H: 30cm W: 102cm



'Twist of Lime'

Small and vigorous variety sporting long, narrow, lime-green leaves surrounded by a thin, dark green margin. Foliage twists and curls and has wavy edges. blooms. Deep purple, tubular flowers bloom in summer.

Zone: **3a** H: 8" W: 16"

H: 20cm W: 41cm



undulata 'Albo-marginata'

Medium sized variety of stunningly variegated dark and light green leaves with irregular white margins. Lavender flowers bloom in July. Great for massing and edges.

Zone: **3a** H: 18" W: 38"

H: 46cm W: 97cm



undulata 'Medio-variegata'

Medium sized variety with curled, wavy green leaves that are decorated with ivory centers and grow in a curled, downward arch. Tall spikes of lavender flowers bloom in June.

Zone: **4a** H: 20" W: 18"

H: 51cm W: 46cm



'Victory'

Huge variety with thick, pointed, medium-green leaves with a creamy-white margin that shows by early summer. Leaves are heavily corrugated with great slug resistance.

Zone: **3a** H: 30" W: 58"

H: 76cm W: 147cm



'Virginia Reel'

Small-sized hosta with blue-green, lance-shaped leaves surrounded by wide yellow margins, which mature to creamy yellow.

Zone: **3a** H: 8" W: 12"

H: 20cm W: 30cm

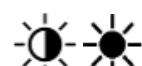


'Vulcan'

Medium variety with broad, heart-shaped leaves with yellow centers. Dark matte green margins surround the leaves with small streaks of light yellow in between.

Zone: **3a** H: 20" W: 34"

H: 51cm W: 86cm





'Wheaton Blue'

Medium blue foliage and lavender blooms make this a colourful addition to the perennial border. This attractive plant will make a 30" clump of bold, dramatic foliage in the garden.

Zone: **2** H: 30" W: 46"

H: 75cm W: 117cm



'Whirling Dervish'

This perennial has striking green foliage with creamy-white margins that grow whiter as summer progresses. Lavender flowers bloom in summer.

Zone: **3** H: 22" W: 48"

H: 56cm W: 122cm

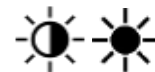


'Wide Brim'

Lavender flowers on 2' spikes rise above rosettes of large green leaves with creamy-white edges.

Zone: H: 18" W: 38"

H: 46cm W: 97cm



'Wylde Green Cream'

Small, compact variety with rounded, bright gold leaves that are slightly corrugated and decorated with streaky, dark green margins. Pale lavender flowers that are striped with purple bloom in midsummer.

Zone: **4a** H: 12" W: 30"

H: 30cm W: 76cm



'Wishing Well'

Large variety with massive, heart-shaped leaves that form a huge cup shape. Powder blue, thick and heavily-quilted corrugated leaves contrast beautifully with white flowers in midsummer.

Zone: **3a** H: 24" W: 38"

H: 61cm W: 97cm



'Wolverine'

Ten inch wavy, tapering leaves are blue-green with wide gold margins. Quickly forms a dense, mound with cascading habit. Lavender flowers are held well above plant on 20" stems.

Zone: **3** H: 24" W: 34"

H: 60cm W: 86cm



'Wooly Mammoth'

Leaves emerge soft blue in spring with a gold margin. The gold margin does not burn and looks good all season long.

Zone: **2** H: 24" W: 60"

H: 60cm W: 153cm





'x hybrida Colored Hulk'

Has thick, slightly cupped, heart-shaped, lime green leaves, with a striking, wide, dark green border.

Zone: **2** H: 14-16" W: 16-18"

 H: 35-40cm W: 40-45cm



'x hybrida Spring Morning'

Low-growing, with light green leaves with irregular, creamy-white edges.

Zone: **3** H: 16" W: 32"

 H: 40cm W: 81cm



'Zounds'

Mid-sized variety with large, heart-shaped leaves that range from bright gold to chartreuse. Foliage is slightly wavy and heavily corrugated and quilted. Near white, lily-like flowers bloom in July on tall stems.

Zone: **3a** H: 20" W: 46"

 H: 51cm W: 117cm

