





PASSIVE COMPOSITE HINGES



LOCH HINGES

- Range of sizes: typically 2-4 inches
- Offset flanges provide stiffness
- Composite Construction



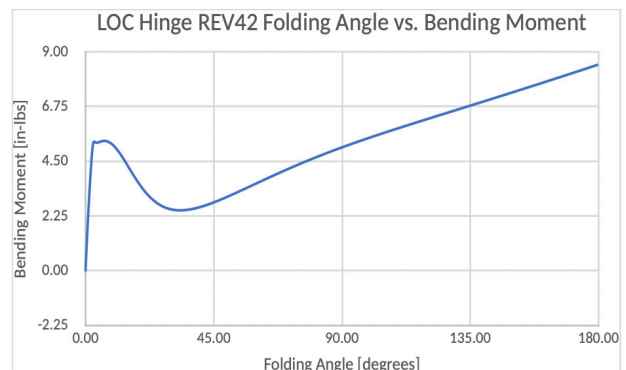
FOLDED HINGE

- Stored Strain energy provides range of torques
- Passive Deployment
- Reduces part count of traditional hinges



MOUNTED HINGE

- Easy to integrate
- Low-Cost
- High volume available



TORQUE CURVE

- Hinges resist back bending
- Tailorable torque and stiffness characteristics
- Robust to damage