

Ordering and downloading the HBEFA application from September 2023 onwards

7. September 2023 | Ordering and downloading the HBEFA application from September 2023 onwards.docx

By Benedikt Notter

Ordering

The order process for the HBEFA application is virtually identical as before September 2023: An order can be placed via an order form (accessible via www.hbefa.net > HOME > Get the handbook or www.hbefa.net > SOFTWARE > Get the handbook):

Buy the Handbook

The following purchase options are available:

- **Standard license** (250 EUR/300 CHF): Valid for all "minor" versions within the same "major" version, i.e. for all versions 4.x.
- **Version upgrade** (150 EUR/180 CHF): Get the current major version if you own a standard license for a previous "major" version. Please indicate the invoice number or date of your last purchase in the form below.
- **Student version** (50 EUR/80 CHF): Reduced price for students with a current university or college immatriculation. We will ask you for a proof of immatriculation.

In order to publish HBEFA contents in another software, you need a **commercial license**. For commercial license options, please contact INFRAS directly.

The license conditions can be viewed here:

[READ THE LICENSE](#) [CONTACT](#)

Note: It can take up to 3 working days to get a reply from our staff.

Email Address*	Purchase Options*
<input type="text"/>	Standard license (250 EUR) ▼
First Name*	Version used so far
<input type="text"/>	None ▼
Last Name*	Message
<input type="text"/>	Your Student Identity or other Details
Company	Invoice Number or Date
<input type="text"/>	for Version upgrade
Address*	Invoice Address
<input type="text"/>	If different from Register Address
ZIP*	REGISTER AND ORDER
<input type="text"/>	After the registration, you will get your individual password as well as the invoice per email.
Place*	
<input type="text"/>	
Country*	
<input type="text"/>	
Phone	
<input type="text"/>	

An order placed via this form will be processed by the secretariat at INFRAS. As before, it can take a couple of working days until you receive an answer.

If you own a previous major HBEFA version¹, in order to only pay the Version update price, please enter the invoice number or date of your previous HBEFA order in the field “Invoice Number or Date”.

If you are a student and wish to pay the student price, please enter a remark in “Message”. Our secretariat will then contact you and ask for a proof of immatriculation.

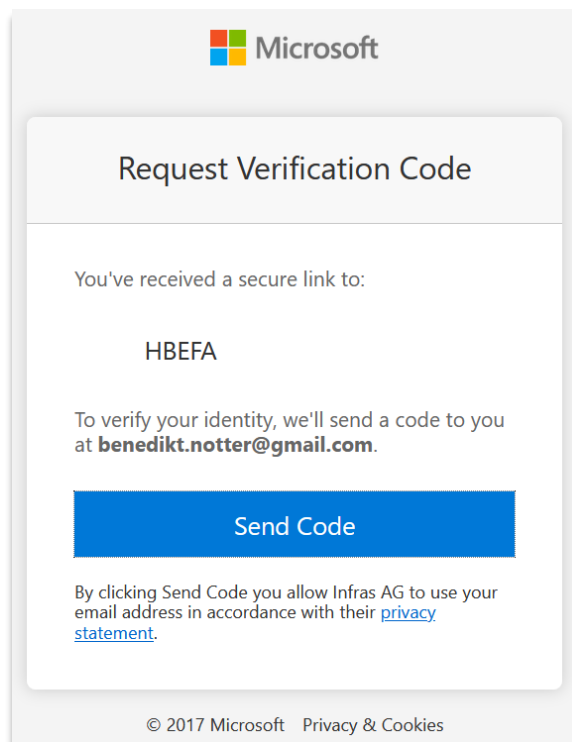
The only difference to the process up to September 2023 is that now, EVERY order can be placed this way (before, updates to HBEFA 3.x had to be ordered by e-mail due to technical limitations of the old website).

Application data download

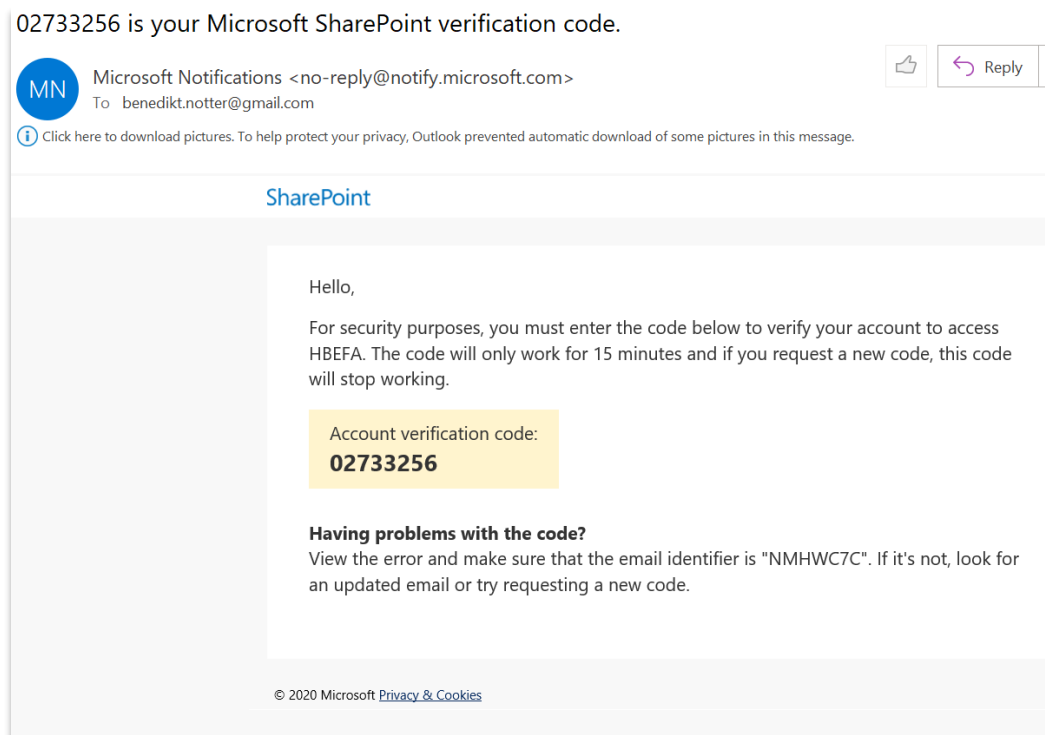
As opposed to the old HBEFA website, the new website does not have a “download area”; instead, the HBEFA application can be downloaded from a dedicated Sharepoint site for which users receive a personal download link. The process is described in detail below:

¹ Please note that **minor** version upgrades (e.g. from HBEFA 4.1 to 4.2) are free. The Version upgrade license is necessary for a new **major** version – e.g. if you have a license for HBEFA 3.x and wish to upgrade to HBEFA 4.x.

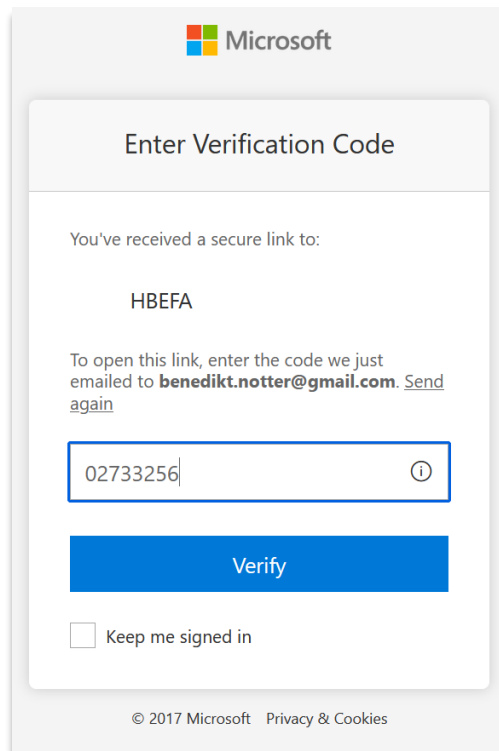
- 1) Once your order is processed, you will receive an e-mail from hbefa@infras.ch containing a personal download link. On clicking this link, you will be taken to a Microsoft verification website, where you can click the blue button “Send code”:



- 2) You will then receive an e-mail from “Microsoft notifications” containing an account verification code:



3) Copy the code and enter it on the verification website:



The image shows a Microsoft verification code entry screen. At the top is the Microsoft logo. Below it is a header "Enter Verification Code". The main content area contains the text "You've received a secure link to:" followed by "HBEFA". Below that, it says "To open this link, enter the code we just emailed to **benedikt.notter@gmail.com**. [Send again](#)". There is a text input field containing the code "02733256" with a blue border and a help icon (i) on the right. Below the input field is a blue "Verify" button. At the bottom of the form is a checkbox labeled "Keep me signed in". The footer of the page contains the text "© 2017 Microsoft Privacy & Cookies".

Microsoft

Enter Verification Code

You've received a secure link to:

HBEFA

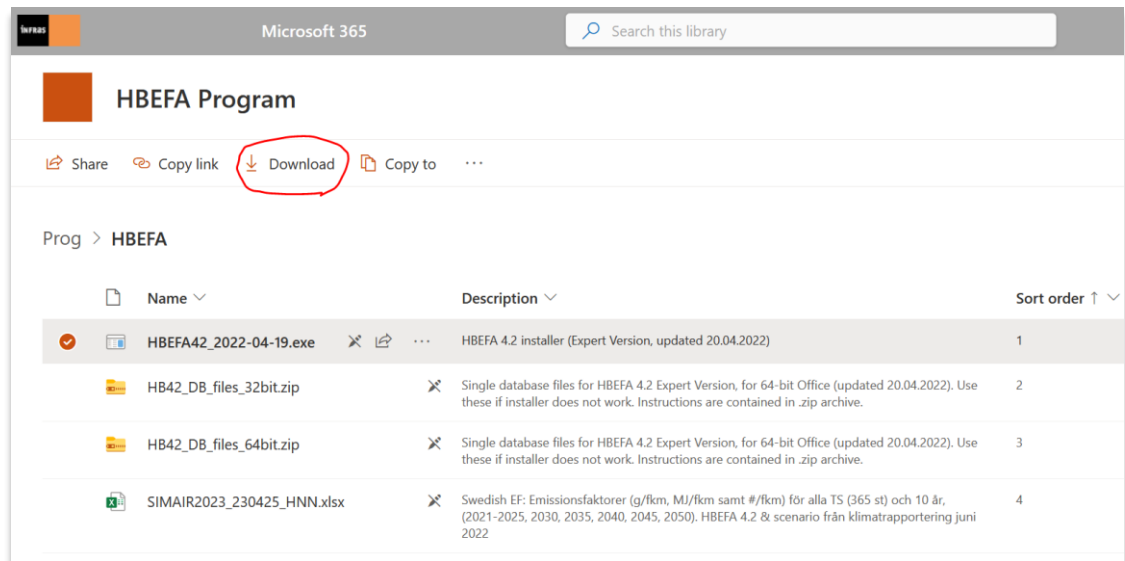
To open this link, enter the code we just emailed to **benedikt.notter@gmail.com**. [Send again](#)

Verify

☐ Keep me signed in

© 2017 Microsoft Privacy & Cookies

- 4) Now you will be taken to the Sharepoint site from which you can download the HBEFA installer, the single database files (alternative to the installer; see the [Installation notes](#)) or any other files related to HBEFA. Click one or multiple files to select them, and then click the “Download” button to download them:



Installation

Please see the [Installation notes](#) (also reachable via www.hbefa.net > SOFTWARE > TECHNICAL DOCUMENTATION).

Payment

You will receive an invoice from INFRAS for your order.

To pay only the update price, please send