

LCFF Budget Overview for Parents

Local Educational Agency (LEA) Name: Coastal Academy Charter

CDS Code: 37735690136267

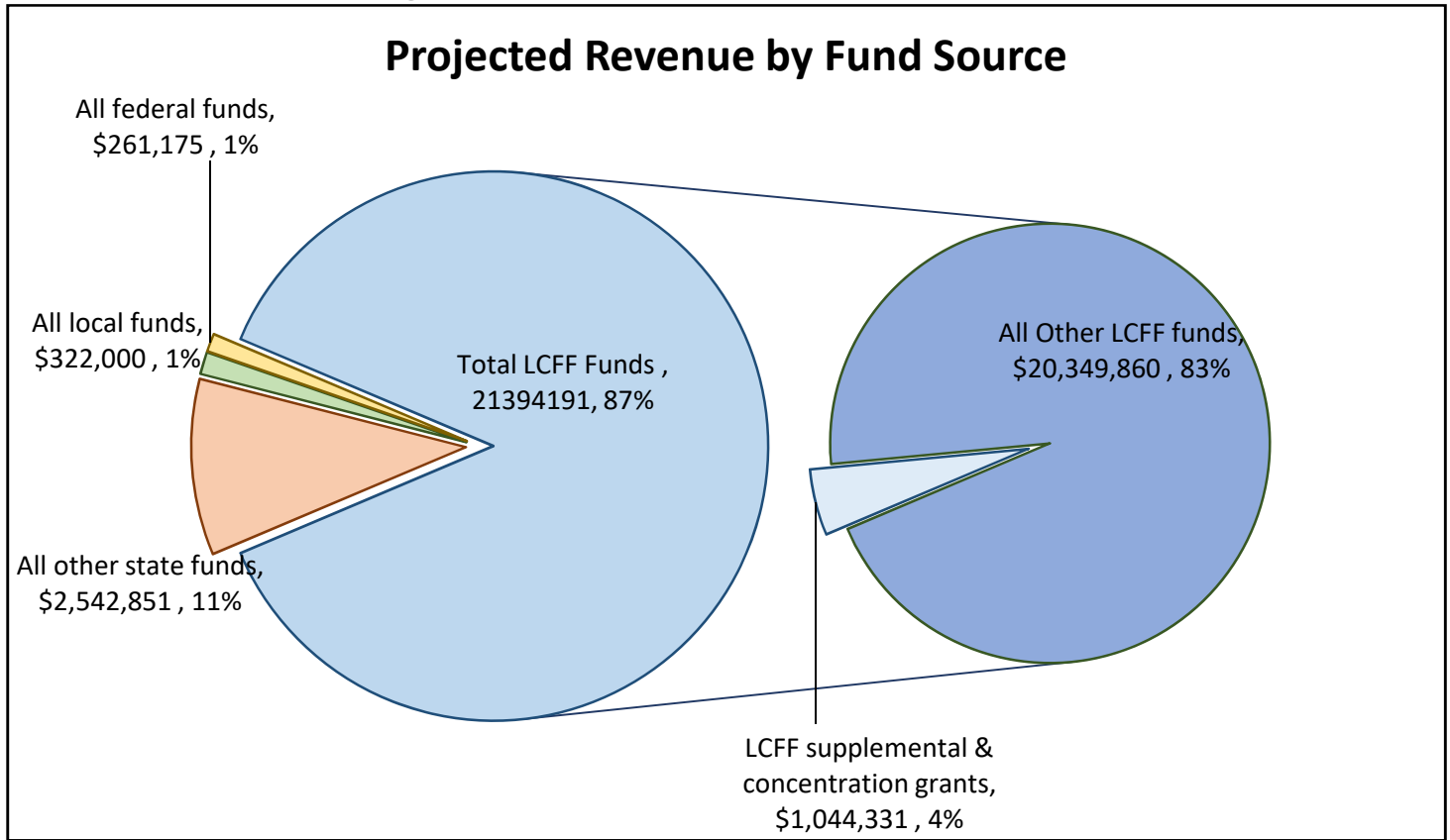
School Year: 2023-24

LEA contact information: Cameron Curry ccurry@classicalacademy.com 760-480-9845

School districts receive funding from different sources: state funds under the Local Control Funding Formula (LCFF), other state funds, local funds, and federal funds. LCFF funds include a base level of funding for all LEAs and extra funding - called "supplemental and concentration" grants - to LEAs based on the enrollment of high needs students (foster youth, English learners, and low-income students).

Budget Overview for the 2023-24 School Year

Projected Revenue by Fund Source

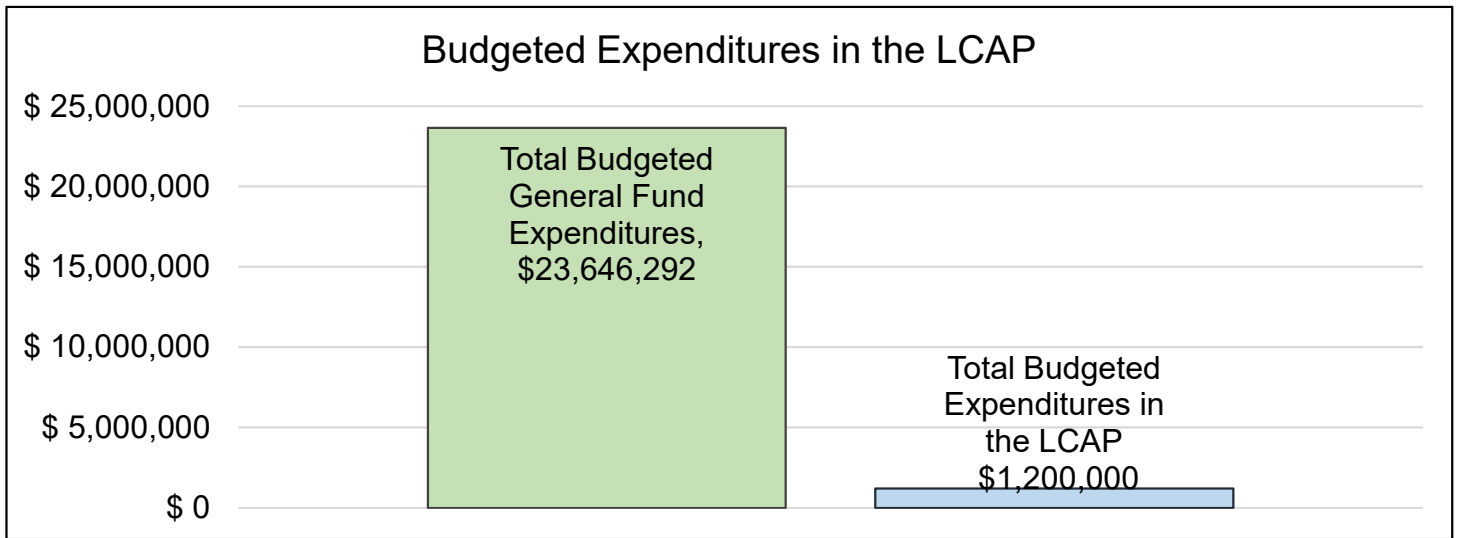


This chart shows the total general purpose revenue Coastal Academy Charter expects to receive in the coming year from all sources.

The text description for the above chart is as follows: The total revenue projected for Coastal Academy Charter is \$24,520,217.00, of which \$21,394,191.00 is Local Control Funding Formula (LCFF), \$2,542,851.00 is other state funds, \$322,000.00 is local funds, and \$261,175.00 is federal funds. Of the \$21,394,191.00 in LCFF Funds, \$1,044,331.00 is generated based on the enrollment of high needs students (foster youth, English learner, and low-income students).

LCFF Budget Overview for Parents

The LCFF gives school districts more flexibility in deciding how to use state funds. In exchange, school districts must work with parents, educators, students, and the community to develop a Local Control and Accountability Plan (LCAP) that shows how they will use these funds to serve students.



This chart provides a quick summary of how much Coastal Academy Charter plans to spend for 2023-24. It shows how much of the total is tied to planned actions and services in the LCAP.

The text description of the above chart is as follows: Coastal Academy Charter plans to spend \$23,646,292.00 for the 2023-24 school year. Of that amount, \$1,200,000.00 is tied to actions/services in the LCAP and \$22,446,292.00 is not included in the LCAP. The budgeted expenditures that are not included in the LCAP will be used for the following:

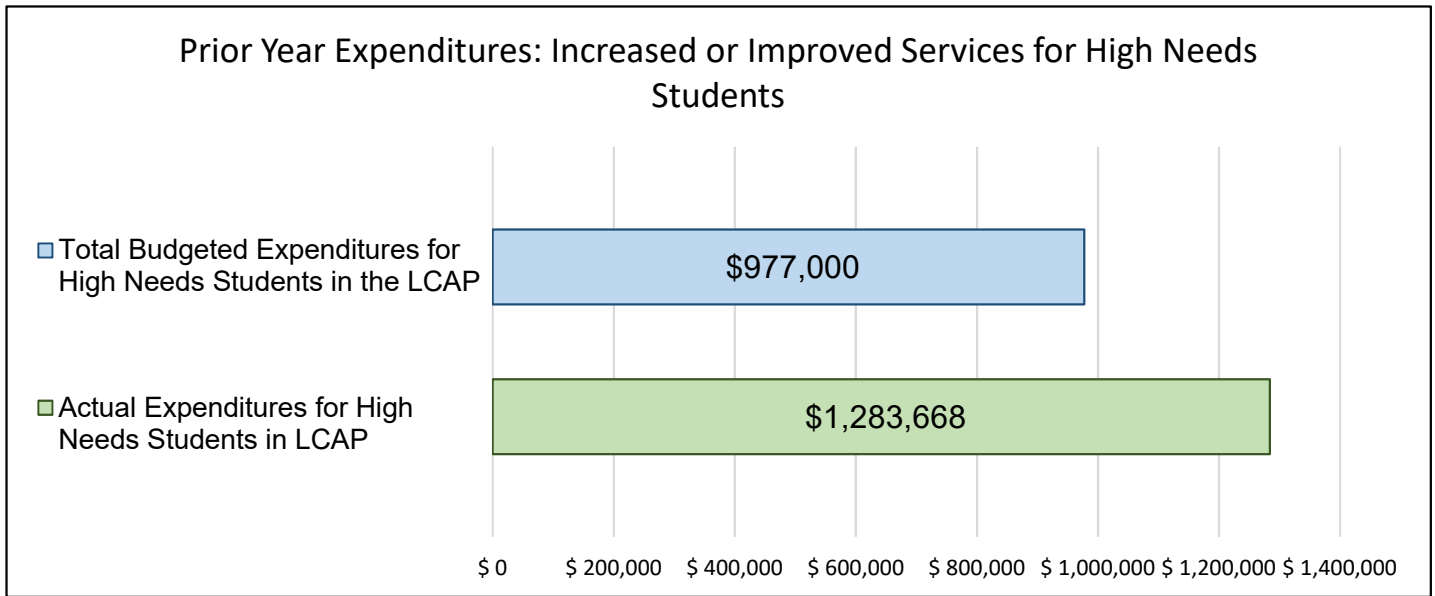
General Fund Budget Expenditures for 2023-24 not included in the Learning Continuity and Attendance Plan (LCAP) consist of, but are not limited to, costs associated with school operations and programs, such as salaries and benefits of certificated and classified staff members and a vast array of instructional and student support costs, such as supplies, general insurance costs, facilities and operations, audit fees, and various administration costs.

Increased or Improved Services for High Needs Students in the LCAP for the 2023-24 School Year

In 2023-24, Coastal Academy Charter is projecting it will receive \$1,044,331.00 based on the enrollment of foster youth, English learner, and low-income students. Coastal Academy Charter must describe how it intends to increase or improve services for high needs students in the LCAP. Coastal Academy Charter plans to spend \$1,200,000.00 towards meeting this requirement, as described in the LCAP.

LCFF Budget Overview for Parents

Update on Increased or Improved Services for High Needs Students in 2022-23



This chart compares what Coastal Academy Charter budgeted last year in the LCAP for actions and services that contribute to increasing or improving services for high needs students with what Coastal Academy Charter estimates it has spent on actions and services that contribute to increasing or improving services for high needs students in the current year.

The text description of the above chart is as follows: In 2022-23, Coastal Academy Charter's LCAP budgeted \$977,000.00 for planned actions to increase or improve services for high needs students. Coastal Academy Charter actually spent \$1,283,668.00 for actions to increase or improve services for high needs students in 2022-23.

Local Control and Accountability Plan

The instructions for completing the Local Control and Accountability Plan (LCAP) follow the template.

Local Educational Agency (LEA) Name	Contact Name and Title	Email and Phone
Coastal Academy	Cameron Curry	ccurry@classicalacademy.com (760) 480-9845

Plan Summary 2023-24

General Information

A description of the LEA, its schools, and its students in grades transitional kindergarten–12, as applicable to the LEA.

The Classical Academies is an organization of award-winning, tuition-free California public charter schools that have been serving North San Diego County since 1999.

The goal of The Classical Academies has always been to partner with families to inspire each student to think critically, communicate effectively, and achieve excellence by providing academic choice. Our vision is to passionately serve, respectfully communicate, and joyfully partner for student success.

The key to the organization’s success is the partnership and collaboration between parents and teachers to create the best personalized learning program possible for each student. It is a core belief at The Classical Academies that every parent partnership starts with trust, builds on collaboration, and culminates with accountability. The partnership with parents is the cornerstone of everything we do and one that we have come to rely on in helping all students become thinkers, communicators and achievers.

Each campus offers a flexible, personalized educational environment that blends the best of independent study and the traditional classroom experience. Options range from blended in-seat and independent study programs to full-time independent study programs. These hybrid programs are uniquely designed to encourage students to explore their interests, accommodate their learning style and reach their maximum potential. This distinctive and flexible approach allows students to learn at their own pace while participating in workshops, electives, campus activities, and field trips. We are named The Classical Academies because our founding charters set forth the ideal that we inspire excellence by holding forth examples of classic literature, primary source documents, music, and art, which have stood the test of time and been widely recognized as the very best. Our teachers emphasize mastering the "basics" and encourage discussion and debate.

There are seven campus locations that serve an estimated 5780 students in grades Tk-12 in Escondido, Vista, and Oceanside in 2022-23.

The Classical Academy, Escondido – TK-8

Coastal Academy, Oceanside – TK-12

The Classical Academy, Vista – TK-8

Classical Academy Middle School – 7-8

Classical Academy High School Studio Campus – 9-12

Classical Academy High School Personalized Learning Campus - 9-12

The Classical Academies have the following Support Teams to help facilitate student success, including a Board of Directors, Community Development, Curriculum Writers, Facilities, Finance, Human Resources, Operations, Safety & Security, Special Education, and Technology. The Classical Academies offer an innovative, progressive, and personalized approach to learning.

Reflections: Successes

A description of successes and/or progress based on a review of the California School Dashboard (Dashboard) and local data.

During this 2022-23 school year, CharacterStrong was implemented for all students grades TK-12. CharacterStrong provides research-based social & emotional curricula that positively impact lives in order to create a school focused on engagement, well-being, and belonging. This Social Emotional Learning and Character Education is focused on fostering the Whole Child with vertically-aligned lessons that teach SEL and character, side-by-side. Character education involves developing thoughtful, healthy, and kind human beings. Our character is informed by our personal values and choices. SEL competencies include self-awareness, self-management, social awareness, relationship skills, and responsible decision-making.

On all four domain areas of the Gallup Poll Survey, Engagement, Hope, Belonging, and Social and Emotional Learning, the overall grand mean score increased compared to the 21-22 school year. Significant gains were noted in the following areas:

1. I have many goals/I have a great future ahead of me
2. My classmates care about me/I feel like I belong at my school
3. When I disagree with other people, I am very good at finding a solution to our prob

Coastal continues to implement Professional Learning Communities (PLCs) and Multi-tiered Systems of Support (MTSS) with both Response to Intervention (RTI) and Positive Behavior Interventions and Supports (PBIS). All grade level teams meet twice a week for collaboration meetings around the four Dufour critical questions: 1. What do we expect students to learn? 2. How will we know they are learning? 3. How will we respond when they don't learn? 4. How will we respond if they already know it? Through both MTSS and the PLC process, students with academic and social-emotional needs are identified and matched up with the appropriate supports to help them grow.

Prior to students receiving RTI services, parents, administrators, teachers, and academic specialists meet to create a comprehensive plan to support students. During these meetings, common goals are agreed upon, resources and strategies are shared, and additional support is provided. This team then meets every six to eight weeks to ensure adequate progress is being made. If adequate progress is not being made, the team works together to formulate a new plan and the process repeats.

We are continuing to use the results from the Parent Survey given February 2022 as this survey is given every other year. Overall satisfaction rate in the Organization - 95%, Academics - 95%, and Customer Service - 99%. Coastal Academy families stated these top two attributes for attending our charter: Flexible program and scheduling options, and desire to homeschool my children in partnership with academic professionals. Our families know that regardless of what local and state requirements look like moving forward, they have options that they can depend on for quality education that honors parent partnership in educating their children.

Reflections: Identified Need

A description of any areas that need significant improvement based on a review of Dashboard and local data, including any areas of low performance and significant performance gaps among student groups on Dashboard indicators, and any steps taken to address those areas.

Coastal Academy is continually growing to close achievement gaps across all sub groups and recognizes that there are opportunities for growth. Based on the test results for California's Assessments in the 21-22 school year, 58.06% of students met or exceeded the standard for ELA and 43.53% of students met or exceeded the standard for Mathematics. Based on the 21-22 school year California Assessment data, staff met at the beginning of the year to complete a data dialogue, identifying action steps for the current school year to improve in their grade level's achievement gap areas. As a charter school, Coastal implemented the school-wide goal of one year's growth for all students.

In addition, Coastal Academy continues to use STAR Early Literacy, Reading, and Math as a form of assessment at the beginning, middle and end of the school year. In addition, each grade level team meets weekly with our math and literacy specialists as part of our school's Professional Learning Community (PLC) process to analyze student data from the STAR assessments as well as formative classroom assessments to plan targeted intervention and enrichment. All grade level teams have a common intervention time during the day called WIN (What I Need) in which students are flexibly grouped to receive these targeted small group lessons.

Our Response to Intervention (RTI) team has also provided one to one and small group intervention to identified students focusing on essential standards to close achievement gaps across all grade levels, K-8. Student data is tracked weekly to monitor students progress toward their goals. Our math specialist has begun pushing into the general education classrooms to work with small groups of students in our 7th and 8th grade classrooms as well.

LCAP Highlights

A brief overview of the LCAP, including any key features that should be emphasized.

The 2023-24 LCAP includes Actions and Services to address a variety of needs identified by educational partner groups and to achieve the LCAP goals. These include: a. Core Learning - Teachers will use formative and summative assessments, such as SBAC, Interim Assessments, STAR Assessments, to monitor achievement for all students relative to the grade level standards. The PLC process will be used to identify where each student is achieving in relation to the grade level standards. Identified achievement gaps will be addressed through our Response to Intervention process which may include referrals to specialists for additional intervention and support. b. Social-Emotional Learning Support - We will be addressing social-emotional needs in person and continuing our support of students in this area through classroom support, brief strategic counseling and restorative practices.

Comprehensive Support and Improvement

An LEA with a school or schools eligible for comprehensive support and improvement must respond to the following prompts.

Schools Identified

A list of the schools in the LEA that are eligible for comprehensive support and improvement.

Our LEA does not have any schools identified for comprehensive support and improvement.

Support for Identified Schools

A description of how the LEA has or will support its eligible schools in developing comprehensive support and improvement plans.

Our LEA does not have any schools identified for comprehensive support and improvement.

Monitoring and Evaluating Effectiveness

A description of how the LEA will monitor and evaluate the plan to support student and school improvement.

Our LEA does not have any schools identified for comprehensive support and improvement.

Engaging Educational Partners

A summary of the process used to engage educational partners and how this engagement was considered before finalizing the LCAP.

The District used the following process for educational partner input:

1. Reviewed parent input from annual surveys
2. Developed an LCAP Executive Summary for sharing with educational partner groups and seeking input on the Annual Update
3. Provided a link on the Classical Academy website for submitting educational partner input through email throughout development of the LCAP Annual Update, as well as announcements in the Monday News.
4. School Principals discussed the LCAP with their teams in early 2022.
5. School Principals and the cabinet reviewed qualitative and quantitative data on teacher credentialing, facilities conditions, instructional materials availability, test scores, student attendance, suspension and expulsion rates, parent participation on committees, volunteerism, school connectedness surveys, and the California Dashboard (metrics addressing all of the eight state priority areas).
6. Categorized educational partner input into themes and analyzed for possible LCAP revisions. The following themes emerged as "High Value" for educational partners: a. Core Learning b. Social-Emotional Learning Support
7. Provided a draft of our 2022-23 LCAP on the district website for all educational partners to review prior to all public comment meetings
7. Announced and conducted a public hearing to seek input on the LCAP Annual Update on May 23, 2023
8. Adopted the LCAP Annual Update at the Governing Board meeting on May 24, 2023

A summary of the feedback provided by specific educational partners.

In the 2022-23 LCAP educational partner survey, the following ideas, trends and inputs emerged from an analysis of of the feedback received:

Conditions of Learning, Pupil Outcomes, and Engagement. This data was analyzed to identify themes for suggested changes to the LCAP.

The following general themes were identified for consideration:

1. CORE LEARNING: Employ Response to intervention (RTI) teachers and math and reading foundations/specialists to close academic gaps with all students including all student subgroups.
2. SOCIAL-EMOTIONAL LEARNING SUPPORT: On-site counseling services, increase mental health support, focused and intentional implementation of the social-emotional learning curriculum
3. MAINTENANCE GOAL: Feedback from educational partners shows that overall our students and parents feel connected to and supported by their teachers and that the school provides a safe and nurturing environment.

A definite theme of continuing with current programming was identified in multiple areas, but all educational partners. Community events, social emotional support, and What I Need (WIN) time to be offered more frequently. This input aligned with our current three-year LCAP goals.

A description of the aspects of the LCAP that were influenced by specific input from educational partners.

Educational partner input was categorized into the areas of Conditions of Learning, Pupil Outcomes, and Engagement. This data was analyzed to identify themes for suggested changes to the LCAP. The following general themes were identified for consideration by Classical Academy:

- Core learning in the areas of Math and English Language Arts
- Social-emotional development and learning support

These areas have also been part of our Professional Learning Communities (PLC) work to include all educational partners with data collection, analysis, and revision. The PLC groups also worked on district aligned essential standards to ensure that all students are included in the impact of these goals. Asking for direct feedback from all educational partners in our annual survey provided additional confirmation for supporting current goals and progress.

Goals and Actions

Goals:

Goal #	Description
[Goal #1]	Ensure students demonstrate academic growth and proficiencies so they leave TK-8 ready for high school and beyond and 9-12 ready for college or career.

An explanation of why the LEA has developed this goal.

Coastal Academy has a focus on personalized learning to meet the needs of all students. Based on our RTI services the following growth has been made:

100% growth rate for k-2nd grade students receiving Reading RTI Services.

90% growth rate for 3rd- 6th grade students receiving Reading RTI Services. 3 students exiting services based on skill mastery.

80% growth rate for 7th and 8th grade students receiving Reading RTI Services.

100% growth rate for 4th-8th grade students receiving Math RTI services. 3 students exiting services based on skill mastery.

Data of Coastal Academy students being ready for college or career includes:

- 3% increase of average percentile rank for 10th grade students on the Star Math Enterprise Assessment
- 8% increase of average percentile rank for 11th grade students on the Star Math Enterprise Assessment
- 6% increase of average percentile rank for 12th grade students on the Star Math Enterprise Assessment
- 1% decrease of Intervention students on the Star Math Enterprise Assessment
- 5.7% decrease of On Watch Math Foundation students on the Star Math Enterprise Assessment
- 6.5% decrease of Intervention Math 2 students on the Star Math Enterprise Assessment
- 4.2% decrease of Urgent Intervention Math 3 students on the Star Math Enterprise Assessment
- 42% of students met their individual growth goal on the Star Math Enterprise Assessment
- 50% of students met their growth goal within 5 points on the Star Math Enterprise Assessment
- 12% increase in A-G completion rates
- Annual Coastal Academy College Fair
- Annual Coastal Academy Career Fair

Coastal Academy prides itself on a strong partnership with parents. We are a community that embraces the contributions of all our educational partners from teachers, to parents, to students, to support staff. We have a community partner program that enables businesses and other community educational partners to support our school and become a part of our community. We have six parent conferences a year that allow teachers and families to collaborate in the education of each student. Our communication is a strength and teacher and parent input is considered in all decision making. To this end, we created this goal with our strong partnerships in mind. Social emotional learning is vital to the success of the whole child. When a student is healthy and supported on the social emotional level, academic achievement becomes easier because important social emotional needs are met. Our school counselor is instrumental in supporting our community using the 8 Keys of Excellence for character development, as well as Second Step curriculum and Restorative Practices for social emotional learning. We have clear behavioral expectations for our students and teachers to support this.

[Goal #2]

Engage parents and community partners through education, communication, and collaboration to promote student social emotional success.

An explanation of why the LEA has developed this goal.

This goal supports our vision, mission, and student profile identified as part of our strategic action planning process engaged in prior to the

LCAP 2021-24 cycle. Our educational partner groups identified the importance of the following areas when considering the development of learning goal with a focus on the whole child:

1. Increase percentage of students that report a sense of safety and school connectedness
2. Decrease Pupil Suspension and Expulsion rates as measured by suspension rates and expulsion rates
3. Decrease chronic absenteeism
4. Maintain or increase the support for mental health services and counseling services.

[Goal #3]	Maintenance Goal: Students will have access to an engaging, safe, clean, and healthy learning environment.
------------------	--

An explanation of why the LEA has developed this goal.

Feedback from educational partners shows that overall our students and parents feel connected to and supported by their teachers and that the school provides a safe and nurturing environment. While we pride ourselves on connecting with each individual student, we will continue to monitor and maintain student engagement through the actions/services below.

Measuring and Reporting Results

Metric	Baseline	Year 1 Outcome 2021-22	Year 2 Outcome 2022-23	Year 3 Outcome 2023-24	Desired Outcome for 2023–24
Goal 1: Ensure students demonstrate academic growth and proficiencies so they leave TK-8 ready for high school and beyond and 9-12 ready for college or career.					
CAASPP English Language Arts Percent of students standard met or exceeded	2018-19 57.15% met or Exceeded Standard as measured by the CAASPP SBAC English Language Arts assessment	Outcome is unknown as the CAASPP SBAC English Language Arts assessment is not given until the spring.	21-22: 58.06% of students met or exceeded the standard for ELA.		61.00% met or Exceeded Standard as measured by the CAASPP SBAC English Language Arts assessment

Metric	Baseline	Year 1 Outcome 2021-22	Year 2 Outcome 2022-23	Year 3 Outcome 2023-24	Desired Outcome for 2023–24
CAASPP Mathematics Percent of students standard met or exceeded	2018-19 45.94% met or Exceeded Standard as measured by the CAASPP SBAC Mathematics assessment	Outcome is unknown as the CAASPP SBAC Mathematics assessment is not given until the spring.	21-22: 43.53% of students met or exceeded the standard for Mathematics.		51.00% Meet or Exceed Standard as measured by the CAASPP SBAC Mathematics assessment
CAASPP Science (CAST) Percent of students standard met or exceeded	2018-19 37.90% Meet or Exceed Standard as measured by the CAASPP Science (CAST) assessment	Outcome is unknown as the CAASPP Science (CAST) assessment is not given until the spring.	21-22: 35.71% of students met or exceeded the standard for science.		42.00% Meet or Exceed Standard as measured by the CAASPP Science (CAST) assessment
Credentialed Teacher Rate	2019-20 100.0% of teachers credentialed	As of May 1, 2022 100% of all teachers are credentialed.	22-23 school year, Credentialed teachers: 100% (subject to change via new CALSAAS data)		100.0% of teachers credentialed
Goal 2: Engage parents and community partners through education, communication, and collaboration to promote student social emotional success.					
Needs Assessment	29% Participation rate	16.71% Participation rate	Coastal 3rd-8th Graders: 54% Participation Coastal 9th-12th Graders: 53% Participation		Increase participation rate to 60%

Metric	Baseline	Year 1 Outcome 2021-22	Year 2 Outcome 2022-23	Year 3 Outcome 2023-24	Desired Outcome for 2023–24
Suspension Rate: Percent of students	2018-19: All students: 0.7% Student Groups eligible for a Performance Level: Hispanic: 1.2% Two or More Races: 1.2% Socioeconomically disadvantaged: 0.9% Students with disability: 1.4% White: 0.5%	All students 0.1% Student Groups eligible for a Performance Level: Hispanic: .0% Two or More Races: .0% Socioeconomically disadvantaged: 0% Students with disability: .0% White: .1%	21-22: All students: 1% Student Groups eligible for a Performance Level: Hispanic: 2.1% Two or More Races: 0.7% Socioeconomically disadvantaged: 1.7% Students with disability: 2.6% White: 0.7%		All students: 0.4% Student Groups eligible for a Performance Level: Hispanic: 0.8% Two or More Races: 0.8% Socioeconomically disadvantaged: 0.6% Students with disability: 0.8% White: 0.4%

Metric	Baseline	Year 1 Outcome 2021-22	Year 2 Outcome 2022-23	Year 3 Outcome 2023-24	Desired Outcome for 2023–24
Chronic Absenteeism Rate: Percent of students	2018-19: All students: 1.4% Student Groups eligible for a Performance Level: Hispanic: 2.8% Two or More Races: 2.9% Socioeconomically disadvantaged: 3.8% Students with disability: 3.1% White: 0.4%	All students: 2.1% Student Groups eligible for a Performance Level: Hispanic: 3.1% Two or More Races: 2.4% Socioeconomically disadvantaged: .0% Students with disability: .0% White: 1.5%	21-22: All students: 1.8% Student Groups eligible for a Performance Level: Hispanic: 4.7% Two or More Races: 0.9% Socioeconomically disadvantaged: 4.2% Students with disability: 3.2% White: 1.1%		All students: 1.1% Student Groups eligible for a Performance Level: Hispanic: 2.4% Two or More Races: 2.4% Socioeconomically disadvantaged: 3.2% Students with disability: 2.8% White: 0.3%
Goal 3: Maintenance Goal: Students will have access to an engaging, safe, clean, and healthy learning environment.					
FIT Tool	FIT tool: All facilities in good repair.	FIT tool 2022: All facilities in good repair.	FIT tool 2023: All facilities in good repair.		Maintain baseline

Actions

Action #	Title	Description	Total Funds	Contributing
[Action #1-1]	Core Program	Continue to evaluate school curriculum in regards to implementation of CCSS. Train teachers and parents and monitor progress in implementation of CCSS. Team focus on CCSS effectiveness. Teachers will use various formal and informal assessment strategies to monitor benchmarks, growth and areas needed for growth towards grade level standards. The PLC process, which includes MTSS, RTI and PBIS process will be utilized to close achievement gaps and monitor progress. Referrals to specialists can be made for additional intervention and support, as well as use of Lexia and supports team Implementation Plan for RTI and PBIS. Parent training and communication with parents will happen every 6 weeks to increase effectiveness and team focus.	\$90,000	[Y/N]
[Action #1-2]	RTI Specialists	RTI Specialists will provide curricular support in English Language Arts and Mathematics to meet the needs of students with academic gaps, including unduplicated count students and students with disabilities. Use the CAASPP, STAR, interim assessments and Math Readiness Testing to inform students and teachers for appropriate placement in English and Math courses. Data will support students where they are and allow for greater improvement for each individual student.	\$580,000	[Y/N]
[Action #2-1]	Social Emotional Curriculum	This is being allocated to the Learning Recovery Emergency Block Grant.	\$0	[Y/N]
[Action #2-2]	School Site Counselors	School counselors/school psychologists will use academic and behavioral supports to address the social and emotional learning needs of students and to work with unduplicated count students, students with disabilities, and parents toward readiness for high school	\$280,000	[Y/N]
[Action #3-1]	Safety	Maintain a safe, clean, functional school climate.	\$250,000	[Y/N]

Goal Analysis

An analysis of how this goal was carried out in the previous year.

A description of any substantive differences in planned actions and actual implementation of these actions.

No substantive differences in planned actions and actual implementation.

Goal 1: Ensure students demonstrate academic growth and proficiencies so they leave TK-8 ready for high school and beyond and 9-12 ready for college or career.

School-wide, students completed the STAR math and ELA assessments at the beginning, middle and end of the year to monitor student growth. Some grade level teams used the STAR assessments at the end of each unit (6 total units), giving the STAR six times to check in more frequently on student growth. Grave level teams met weekly during collaborative meetings to analyze student data in order to plan targeted interventions. Coastal held Student Study Teams (SSTs) to determine actionable steps with the teacher and parents to support academics and or behavior for individual students.

STAR data has been incorporated in math classes and what has been both successful and challenging. Successes include assigning students independent, target instruction via Khan Academy and IXL, having students complete notes using a template, and assigning mini quizzes during class to ensure students are learning material. Challenges include participation in select classes. Most classes have fewer 'urgent intervention/ intervention' students and more 'on watch/at or above benchmark' students.

Most classes have fewer 'urgent intervention/ intervention' students and more 'on watch/at or above benchmark' students. This has truly been an effort for the entire math department and I am so grateful to them for trusting me with this!

IXL, a subscription-based learning site for K–12 in the subject area of math, was purchased to provide individualized instruction for students. Next academic year, students in 5th–8th grade will each have an IXL account. Teachers will be able to track student growth and progress in skill areas while also assigning skills tailored to each individual student.

Goal 2: Engage parents and community partners through education, communication, and collaboration to promote student social emotional success.

Coastal values parent volunteers and engagement, and we were able to invite them back on campus post-COVID to volunteer on campus and during community events. In addition, Coastal provided families with support and created opportunities to build community. Teachers and parents met every six weeks for unit conferences to share academic progress and opportunities for growth. Each unit parents were also invited to unit morning assemblies to celebrate character development and reading with awards given to students. In addition, we had more parent engagement opportunities on our campus with group tours, new family orientations, C Track parent support, and on-boarding presentations.

Goal 3: Maintenance Goal: Students will have access to an engaging, safe, clean, and healthy learning environment.

No substantive differences in planned actions and actual implementation. Conduct yearly walk-through site inspections with facilities manager and fire code marshall. Coastal Academy uses a ticketing system to input all facility repairs and maintenance.

An explanation of material differences between Budgeted Expenditures and Estimated Actual Expenditures and/or Planned Percentages of Improved Services and Estimated Actual Percentages of Improved Services.

No differences between the actual and budgeted.

An explanation of how effective the specific actions were in making progress toward the goal.

Goal 1: Increase our efforts to better support the academic achievement of all students.

Coastal had access to paraprofessionals (RTI Specialists, SAs, and SpED support), student interventions, 1:1 Chromebook access, supplemental instruction and support strategies, student assessment data analytics, specialized curriculum, and required instructional materials and resources for students to acquire knowledge necessary for achieving proficiency in Common Core State Standards which all contributed to academic and social emotional success. Data was used from formal and informal assessments to plan targeted instruction and interventions for students.

Goal 2: Engage parents and community partners through education, communication, and collaboration to promote student social emotional success.

Students' social emotional success was attributed to individual and group counseling activities, coaching and mentoring of staff, ongoing professional development, and practices to create a positive school climate, including Diversity, Equity and Inclusion (DEI) training, effective language acquisition programs for English learners, social-emotional and behavioral supports, parents IEP involvement, and overall increased learning support.

Goal 3: All actions within goal three were necessary in making progress toward reaching the goal to promote a safe, healthy, and engaged learning environment for all students.

A description of any changes made to the planned goal, metrics, desired outcomes, or actions for the coming year that resulted from reflections on prior practice.

There were no changes made to the goals or actions.

A report of the Total Estimated Actual Expenditures for last year's actions may be found in the Annual Update Table. A report of the Estimated Actual Percentages of Improved Services for last year's actions may be found in the Contributing Actions Annual Update Table.

Increased or Improved Services for Foster Youth, English Learners, and Low-Income Students for 2023-24

Projected LCFF Supplemental and/or Concentration Grants	Projected Additional LCFF Concentration Grant (15 percent)
\$1,044,331	\$0.00

Required Percentage to Increase or Improve Services for the LCAP Year

Projected Percentage to Increase or Improve Services for the Coming School Year	LCFF Carryover — Percentage	LCFF Carryover — Dollar	Total Percentage to Increase or Improve Services for the Coming School Year
5.13% increased apportionment based on the enrollment of Foster Youth, English Learners, and Low-Income student (100% of this amount was allocated to counseling/social worker services)	0.00%	\$0.00	0.00%

The Budgeted Expenditures for Actions identified as Contributing may be found in the Contributing Actions Table.

Required Descriptions

For each action being provided to an entire school, or across the entire school district or county office of education (COE), an explanation of (1) how the needs of foster youth, English learners, and low-income students were considered first, and (2) how these actions are effective in meeting the goals for these students.

Coastal Academy serves a very small number of students identified as low-income pupils, foster youth and English learners. These students are spread proportionally throughout all grades. The goals articulated and documented above will be carried out throughout our charter school programs; however targeted students will receive priority access to programs cited in the goals and action steps. While all programs are available to all students in our charter school data will be collected and analyzed to ensure targeted students are making progress as a result of the LCAP programs. The Charter is spending the LCAP allotment specifically on student improvement and well being with a focus on EL Students, foster/homeless youth, and low income students. All goals and actions are aimed toward increasing academic achievement, graduation rates, and use of progressive education-related technology tools. The allocation of counseling/social worker service allows for case management of students that need support in social/emotional well-being to improve their academic performance. Counselors/Social workers can set up learning plans for Foster Youth, help remove obstacles to learning for low socio-economic students, and do academic goal setting for English Learners. This increases the number of adults available to support all unduplicated count students. Expanding

counseling/social worker service allows for case management of students that need support in social/emotional well-being to improve their academic performance. Effective counseling programs are important to the school climate and a crucial element in improving student achievement.

A description of how services for foster youth, English learners, and low-income students are being increased or improved by the percentage required.

RTI Instructors will improve outcomes for all students including groups that performed at a lower level than all students and represent a performance gap. Specifically Foster Youth/Homeless, Socioeconomically Disadvantaged, and English Learners who performed below on CAASPP and local assessments in ELA. Counselors/psychologists will address the social-emotional needs of students in 2022-23 subsequent school years. Having counselors/psychologists increases the number of credentialed adults available to support all unduplicated count students with mental health and social-emotional needs. Increase the involvement of parents in the school community and empowers them to be more engaged with their child's education. This action is designed to decrease barriers inhibiting parents of unduplicated count students from being fully engaged in their students' learning.

A description of the plan for how the additional concentration grant add-on funding identified above will be used to increase the number of staff providing direct services to students at schools that have a high concentration (above 55 percent) of foster youth, English learners, and low-income students, as applicable.

**Does not apply to Coastal Academy*

Staff-to-student ratios by type of school and concentration of unduplicated students	Schools with a student concentration of 55 percent or less	Schools with a student concentration of greater than 55 percent
Staff-to-student ratio of classified and certificated staff providing direct services to students	<i>Certificated - 1:21</i> <i>Classified - 1:44</i>	N/A

Instructions

[Plan Summary](#)

[Engaging Educational Partners](#)

[Goals and Actions](#)

[Increased or Improved Services for Foster Youth, English Learners, and Low-Income Students](#)

For additional questions or technical assistance related to the completion of the Local Control and Accountability Plan (LCAP) template, please contact the local county office of education (COE), or the California Department of Education's (CDE's) Local Agency Systems Support Office, by phone at 916-319-0809 or by email at lcff@cde.ca.gov.

Introduction and Instructions

The Local Control Funding Formula (LCFF) requires local educational agencies (LEAs) to engage their local educational partners in an annual planning process to evaluate their progress within eight state priority areas encompassing all statutory metrics (COEs have 10 state priorities). LEAs document the results of this planning process in the LCAP using the template adopted by the State Board of Education.

The LCAP development process serves three distinct, but related functions:

- **Comprehensive Strategic Planning:** The process of developing and annually updating the LCAP supports comprehensive strategic planning (California *Education Code* [EC] Section 52064[e][1]). Strategic planning that is comprehensive connects budgetary decisions to teaching and learning performance data. LEAs should continually evaluate the hard choices they make about the use of limited resources to meet student and community needs to ensure opportunities and outcomes are improved for all students.
- **Meaningful Engagement of Educational Partners:** The LCAP development process should result in an LCAP that reflects decisions made through meaningful engagement (EC Section 52064[e][1]). Local educational partners possess valuable perspectives and insights about an LEA's programs and services. Effective strategic planning will incorporate these perspectives and insights in order to identify potential goals and actions to be included in the LCAP.
- **Accountability and Compliance:** The LCAP serves an important accountability function because aspects of the LCAP template require LEAs to show that they have complied with various requirements specified in the LCFF statutes and regulations, most notably:
 - Demonstrating that LEAs are increasing or improving services for foster youth, English learners, and low-income students in proportion to the amount of additional funding those students generate under LCFF (EC Section 52064[b][4-6]).

- o Establishing goals, supported by actions and related expenditures, that address the statutory priority areas and statutory metrics (*EC* sections 52064[b][1] and [2]).
- o Annually reviewing and updating the LCAP to reflect progress toward the goals (*EC* Section 52064[b][7]).

The LCAP template, like each LEA's final adopted LCAP, is a document, not a process. LEAs must use the template to memorialize the outcome of their LCAP development process, which should: (a) reflect comprehensive strategic planning (b) through meaningful engagement with educational partners that (c) meets legal requirements, as reflected in the final adopted LCAP. The sections included within the LCAP template do not and cannot reflect the full development process, just as the LCAP template itself is not intended as a tool for engaging educational partners.

If a county superintendent of schools has jurisdiction over a single school district, the county board of education and the governing board of the school district may adopt and file for review and approval a single LCAP consistent with the requirements in *EC* sections 52060, 52062, 52066, 52068, and 52070. The LCAP must clearly articulate to which entity's budget (school district or county superintendent of schools) all budgeted and actual expenditures are aligned.

The revised LCAP template for the 2021–22, 2022–23, and 2023–24 school years reflects statutory changes made through Assembly Bill 1840 (Committee on Budget), Chapter 243, Statutes of 2018. These statutory changes enhance transparency regarding expenditures on actions included in the LCAP, including actions that contribute to meeting the requirement to increase or improve services for foster youth, English learners, and low-income students, and to streamline the information presented within the LCAP to make adopted LCAPs more accessible for educational partners and the public.

At its most basic, the adopted LCAP should attempt to distill not just what the LEA is doing for students in transitional kindergarten through grade twelve (TK–12), but also allow educational partners to understand why, and whether those strategies are leading to improved opportunities and outcomes for students. LEAs are strongly encouraged to use language and a level of detail in their adopted LCAPs intended to be meaningful and accessible for the LEA's diverse educational partners and the broader public.

In developing and finalizing the LCAP for adoption, LEAs are encouraged to keep the following overarching frame at the forefront of the strategic planning and educational partner engagement functions:

Given present performance across the state priorities and on indicators in the California School Dashboard (Dashboard), how is the LEA using its budgetary resources to respond to TK–12 student and community needs, and address any performance gaps, including by meeting its obligation to increase or improve services for foster youth, English learners, and low-income students?

LEAs are encouraged to focus on a set of metrics and actions that the LEA believes, based on input gathered from educational partners, research, and experience, will have the biggest impact on behalf of its TK–12 students.

These instructions address the requirements for each section of the LCAP, but may include information about effective practices when developing the LCAP and completing the LCAP itself. Additionally, information is included at the beginning of each section emphasizing the purpose that each section serves.

Plan Summary

Purpose

A well-developed Plan Summary section provides a meaningful context for the LCAP. This section provides information about an LEA's community as well as relevant information about student needs and performance. In order to provide a meaningful context for the rest of the LCAP, the content of this section should be clearly and meaningfully related to the content included in the subsequent sections of the LCAP.

Requirements and Instructions

General Information – Briefly describe the LEA, its schools, and its students in grades TK–12, as applicable to the LEA. For example, information about an LEA in terms of geography, enrollment, or employment, the number and size of specific schools, recent community challenges, and other such information as an LEA wishes to include can enable a reader to more fully understand an LEA's LCAP.

Reflections: Successes – Based on a review of performance on the state indicators and local performance indicators included in the Dashboard, progress toward LCAP goals, local self-assessment tools, input from educational partners, and any other information, what progress is the LEA most proud of and how does the LEA plan to maintain or build upon that success? This may include identifying specific examples of how past increases or improvements in services for foster youth, English learners, and low-income students have led to improved performance for these students.

Reflections: Identified Need – Referring to the Dashboard, identify: (a) any state indicator for which overall performance was in the “Red” or “Orange” performance category or any local indicator where the LEA received a “Not Met” or “Not Met for Two or More Years” rating AND (b) any state indicator for which performance for any student group was two or more performance levels below the “all student” performance. What steps is the LEA planning to take to address these areas of low performance and performance gaps? An LEA that is required to include a goal to address one or more consistently low-performing student groups or low-performing schools must identify that it is required to include this goal and must also identify the applicable student group(s) and/or school(s). Other needs may be identified using locally collected data including data collected to inform the self-reflection tools and reporting local indicators on the Dashboard.

LCAP Highlights – Identify and briefly summarize the key features of this year's LCAP.

Comprehensive Support and Improvement – An LEA with a school or schools identified for comprehensive support and improvement (CSI) under the Every Student Succeeds Act must respond to the following prompts:

- **Schools Identified:** Identify the schools within the LEA that have been identified for CSI.

- **Support for Identified Schools:** Describe how the LEA has or will support the identified schools in developing CSI plans that included a school-level needs assessment, evidence-based interventions, and the identification of any resource inequities to be addressed through the implementation of the CSI plan.
- **Monitoring and Evaluating Effectiveness:** Describe how the LEA will monitor and evaluate the implementation and effectiveness of the CSI plan to support student and school improvement.

Engaging Educational Partners

Purpose

Significant and purposeful engagement of parents, students, educators, and other educational partners, including those representing the student groups identified by LCFF, is critical to the development of the LCAP and the budget process. Consistent with statute, such engagement should support comprehensive strategic planning, accountability, and improvement across the state priorities and locally identified priorities (*EC* Section 52064[e][1]). Engagement of educational partners is an ongoing, annual process.

This section is designed to reflect how the engagement of educational partners influenced the decisions reflected in the adopted LCAP. The goal is to allow educational partners that participated in the LCAP development process and the broader public understand how the LEA engaged educational partners and the impact of that engagement. LEAs are encouraged to keep this goal in the forefront when completing this section.

Statute and regulations specify the educational partners that school districts and COEs must consult when developing the LCAP: teachers, principals, administrators, other school personnel, local bargaining units of the LEA, parents, and students. Before adopting the LCAP, school districts and COEs must share it with the Parent Advisory Committee and, if applicable, to its English Learner Parent Advisory Committee. The superintendent is required by statute to respond in writing to the comments received from these committees. School districts and COEs must also consult with the special education local plan area administrator(s) when developing the LCAP.

Statute requires charter schools to consult with teachers, principals, administrators, other school personnel, parents, and students in developing the LCAP. The LCAP should also be shared with, and LEAs should request input from, school site-level advisory groups, as applicable (e.g., school site councils, English Learner Advisory Councils, student advisory groups, etc.), to facilitate alignment between schoolsite and district-level goals and actions.

Information and resources that support effective engagement, define student consultation, and provide the requirements for advisory group composition, can be found under Resources on the following web page of the CDE's website: <https://www.cde.ca.gov/re/lc/>.

Requirements and Instructions

Below is an excerpt from the 2018–19 *Guide for Annual Audits of K–12 Local Education Agencies and State Compliance Reporting*, which is provided to highlight the legal requirements for engagement of educational partners in the LCAP development process:

Local Control and Accountability Plan:

For county offices of education and school districts only, verify the LEA:

- a) Presented the local control and accountability plan to the parent advisory committee in accordance with Education Code section 52062(a)(1) or 52068(a)(1), as appropriate.
- b) If applicable, presented the local control and accountability plan to the English learner parent advisory committee, in accordance with Education Code section 52062(a)(2) or 52068(a)(2), as appropriate.
- c) Notified members of the public of the opportunity to submit comments regarding specific actions and expenditures proposed to be included in the local control and accountability plan in accordance with Education Code section 52062(a)(3) or 52068(a)(3), as appropriate.
- d) Held at least one public hearing in accordance with Education Code section 52062(b)(1) or 52068(b)(1), as appropriate.
- e) Adopted the local control and accountability plan in a public meeting in accordance with Education Code section 52062(b)(2) or 52068(b)(2), as appropriate.

Prompt 1: “A summary of the process used to engage educational partners and how this engagement was considered before finalizing the LCAP.”

Describe the engagement process used by the LEA to involve educational partners in the development of the LCAP, including, at a minimum, describing how the LEA met its obligation to consult with all statutorily required educational partners as applicable to the type of LEA. A sufficient response to this prompt must include general information about the timeline of the process and meetings or other engagement strategies with educational partners. A response may also include information about an LEA’s philosophical approach to engaging its educational partners.

Prompt 2: “A summary of the feedback provided by specific educational partners.”

Describe and summarize the feedback provided by specific educational partners. A sufficient response to this prompt will indicate ideas, trends, or inputs that emerged from an analysis of the feedback received from educational partners.

Prompt 3: “A description of the aspects of the LCAP that were influenced by specific input from educational partners.”

A sufficient response to this prompt will provide educational partners and the public with clear, specific information about how the engagement process influenced the development of the LCAP. The response must describe aspects of the LCAP that were influenced by or developed in response to the educational partner feedback described in response to Prompt 2. This may include a description of how the LEA prioritized requests of educational partners within the context of the budgetary resources available or otherwise prioritized areas of focus within the LCAP. For the purposes of this prompt, “aspects” of an LCAP that may have been influenced by educational partner input can include, but are not necessarily limited to:

- Inclusion of a goal or decision to pursue a Focus Goal (as described below)
- Inclusion of metrics other than the statutorily required metrics
- Determination of the desired outcome on one or more metrics
- Inclusion of performance by one or more student groups in the Measuring and Reporting Results subsection
- Inclusion of action(s) or a group of actions
- Elimination of action(s) or group of actions
- Changes to the level of proposed expenditures for one or more actions
- Inclusion of action(s) as contributing to increased or improved services for unduplicated services
- Determination of effectiveness of the specific actions to achieve the goal
- Determination of material differences in expenditures
- Determination of changes made to a goal for the ensuing LCAP year based on the annual update process
- Determination of challenges or successes in the implementation of actions

Goals and Actions

Purpose

Well-developed goals will clearly communicate to educational partners what the LEA plans to accomplish, what the LEA plans to do in order to accomplish the goal, and how the LEA will know when it has accomplished the goal. A goal statement, associated metrics and expected outcomes, and the actions included in the goal should be in alignment. The explanation for why the LEA included a goal is an opportunity for LEAs to clearly communicate to educational partners and the public why, among the various strengths and areas for improvement highlighted by performance data and strategies and actions that could be pursued, the LEA decided to pursue this goal, and the related metrics, expected outcomes, actions, and expenditures.

A well-developed goal can be focused on the performance relative to a metric or metrics for all students, a specific student group(s), narrowing performance gaps, or implementing programs or strategies expected to impact outcomes. LEAs should assess the performance of their student groups when developing goals and the related actions to achieve such goals.

Requirements and Instructions

LEAs should prioritize the goals, specific actions, and related expenditures included within the LCAP within one or more state priorities. LEAs should consider performance on the state and local indicators, including their locally collected and reported data for the local indicators that are included in the Dashboard in determining whether and how to prioritize its goals within the LCAP.

In order to support prioritization of goals, the LCAP template provides LEAs with the option of developing three different kinds of goals:

- **Focus Goal:** A Focus Goal is relatively more concentrated in scope and may focus on a fewer number of metrics to measure improvement. A Focus Goal statement will be time bound and make clear how the goal is to be measured.
- **Broad Goal:** A Broad Goal is relatively less concentrated in its scope and may focus on improving performance across a wide range of metrics.
- **Maintenance of Progress Goal:** A Maintenance of Progress Goal includes actions that may be ongoing without significant changes and allows an LEA to track performance on any metrics not addressed in the other goals of the LCAP.

At a minimum, the LCAP must address all LCFF priorities and associated metrics.

Focus Goal(s)

Goal Description: The description provided for a Focus Goal must be specific, measurable, and time bound. An LEA develops a Focus Goal to address areas of need that may require or benefit from a more specific and data intensive approach. The Focus Goal can explicitly reference the metric(s) by which achievement of the goal will be measured and the time frame according to which the LEA expects to achieve the goal.

Explanation of why the LEA has developed this goal: Explain why the LEA has chosen to prioritize this goal. An explanation must be based on Dashboard data or other locally collected data. LEAs must describe how the LEA identified this goal for focused attention, including relevant consultation with educational partners. LEAs are encouraged to promote transparency and understanding around the decision to pursue a focus goal.

Broad Goal

Goal Description: Describe what the LEA plans to achieve through the actions included in the goal. The description of a broad goal will be clearly aligned with the expected measurable outcomes included for the goal. The goal description organizes the actions and expected outcomes in a cohesive and consistent manner. A goal description is specific enough to be measurable in either quantitative or qualitative terms. A broad goal is not as specific as a focus goal. While it is specific enough to be measurable, there are many different metrics for measuring progress toward the goal.

Explanation of why the LEA has developed this goal: Explain why the LEA developed this goal and how the actions and metrics grouped together will help achieve the goal.

Maintenance of Progress Goal

Goal Description: Describe how the LEA intends to maintain the progress made in the LCFF State Priorities not addressed by the other goals in the LCAP. Use this type of goal to address the state priorities and applicable metrics not addressed within the other goals in the LCAP. The state priorities and metrics to be addressed in this section are those for which the LEA, in consultation with educational partners, has determined to maintain actions and monitor progress while focusing implementation efforts on the actions covered by other goals in the LCAP.

Explanation of why the LEA has developed this goal: Explain how the actions will sustain the progress exemplified by the related metrics.

Required Goals

In general, LEAs have flexibility in determining what goals to include in the LCAP and what those goals will address; however, beginning with the development of the 2022–23 LCAP, LEAs that meet certain criteria are required to include a specific goal in their LCAP.

Consistently low-performing student group(s) criteria: An LEA is eligible for Differentiated Assistance for three or more consecutive years based on the performance of the same student group or groups in the Dashboard. A list of the LEAs required to include a goal in the LCAP based on student group performance, and the student group(s) that lead to identification, may be found on the CDE’s Local Control Funding Formula web page at <https://www.cde.ca.gov/fg/aa/lc/>.

- **Consistently low-performing student group(s) goal requirement:** An LEA meeting the consistently low-performing student group(s) criteria must include a goal in its LCAP focused on improving the performance of the student group or groups that led to the LEA’s eligibility for Differentiated Assistance. This goal must include metrics, outcomes, actions, and expenditures specific to addressing the needs of, and improving outcomes for, this student group or groups. An LEA required to address multiple student groups is not required to have a goal to address each student group; however, each student group must be specifically addressed in the goal. This requirement may not be met by combining this required goal with another goal.
- **Goal Description:** Describe the outcomes the LEA plans to achieve to address the needs of, and improve outcomes for, the student group or groups that led to the LEA’s eligibility for Differentiated Assistance.
- **Explanation of why the LEA has developed this goal:** Explain why the LEA is required to develop this goal, including identifying the student group(s) that lead to the LEA being required to develop this goal, how the actions and associated metrics included in this goal differ from previous efforts to improve outcomes for the student group(s), and why the LEA believes the actions, metrics, and expenditures included in this goal will help achieve the outcomes identified in the goal description.

Low-performing school(s) criteria: The following criteria only applies to a school district or COE with two or more schools; it does not apply to a single-school district. A school district or COE has one or more schools that, for two consecutive years, received the two lowest performance levels on all but one of the state indicators for which the school(s) receive performance levels in the Dashboard and the performance of the “All Students” student group for the LEA is at least

one performance level higher in all of those indicators. A list of the LEAs required to include a goal in the LCAP based on school performance, and the school(s) that lead to identification, may be found on the CDE’s Local Control Funding Formula web page at <https://www.cde.ca.gov/fg/aa/lc/>.

- **Low-performing school(s) goal requirement:** A school district or COE meeting the low-performing school(s) criteria must include a goal in its LCAP focusing on addressing the disparities in performance between the school(s) and the LEA as a whole. This goal must include metrics, outcomes, actions, and expenditures specific to addressing the needs of, and improving outcomes for, the students enrolled at the low-performing school or schools. An LEA required to address multiple schools is not required to have a goal to address each school; however, each school must be specifically addressed in the goal. This requirement may not be met by combining this goal with another goal.
- **Goal Description:** Describe what outcomes the LEA plans to achieve to address the disparities in performance between the students enrolled at the low-performing school(s) and the students enrolled at the LEA as a whole.
- **Explanation of why the LEA has developed this goal:** Explain why the LEA is required to develop this goal, including identifying the schools(s) that lead to the LEA being required to develop this goal; how the actions and associated metrics included in this goal differ from previous efforts to improve outcomes for the school(s); and why the LEA believes the actions, metrics, and expenditures included in this goal will help achieve the outcomes for students enrolled at the low-performing school or schools identified in the goal description.

Measuring and Reporting Results:

For each LCAP year, identify the metric(s) that the LEA will use to track progress toward the expected outcomes. LEAs are encouraged to identify metrics for specific student groups, as appropriate, including expected outcomes that would reflect narrowing of any existing performance gaps.

Include in the baseline column the most recent data associated with this metric available at the time of adoption of the LCAP for the first year of the three-year plan. LEAs may use data as reported on the 2019 Dashboard for the baseline of a metric only if that data represents the most recent available (e.g., high school graduation rate).

Using the most recent data available may involve reviewing data the LEA is preparing for submission to the California Longitudinal Pupil Achievement Data System (CALPADS) or data that the LEA has recently submitted to CALPADS. Because final 2020–21 outcomes on some metrics may not be computable at the time the 2021–24 LCAP is adopted (e.g., graduation rate, suspension rate), the most recent data available may include a point in time calculation taken each year on the same date for comparability purposes.

The baseline data shall remain unchanged throughout the three-year LCAP.

Complete the table as follows:

- **Metric:** Indicate how progress is being measured using a metric.

- **Baseline:** Enter the baseline when completing the LCAP for 2021–22. As described above, the baseline is the most recent data associated with a metric. Indicate the school year to which the data applies, consistent with the instructions above.
- **Year 1 Outcome:** When completing the LCAP for 2022–23, enter the most recent data available. Indicate the school year to which the data applies, consistent with the instructions above.
- **Year 2 Outcome:** When completing the LCAP for 2023–24, enter the most recent data available. Indicate the school year to which the data applies, consistent with the instructions above.
- **Year 3 Outcome:** When completing the LCAP for 2024–25, enter the most recent data available. Indicate the school year to which the data applies, consistent with the instructions above. The 2024–25 LCAP will be the first year in the next three-year cycle. Completing this column will be part of the Annual Update for that year.
- **Desired Outcome for 2023–24:** When completing the first year of the LCAP, enter the desired outcome for the relevant metric the LEA expects to achieve by the end of the 2023–24 LCAP year.

Timeline for completing the “**Measuring and Reporting Results**” part of the Goal.

Metric	Baseline	Year 1 Outcome	Year 2 Outcome	Year 3 Outcome	Desired Outcome for Year 3 (2023–24)
Enter information in this box when completing the LCAP for 2021–22 .	Enter information in this box when completing the LCAP for 2021–22 .	Enter information in this box when completing the LCAP for 2022–23 . Leave blank until then.	Enter information in this box when completing the LCAP for 2023–24 . Leave blank until then.	Enter information in this box when completing the LCAP for 2024–25 . Leave blank until then.	Enter information in this box when completing the LCAP for 2021–22 or when adding a new metric.

The metrics may be quantitative or qualitative; but at minimum, an LEA’s LCAP must include goals that are measured using all of the applicable metrics for the related state priorities, in each LCAP year as applicable to the type of LEA. To the extent a state priority does not specify one or more metrics (e.g., implementation of state academic content and performance standards), the LEA must identify a metric to use within the LCAP. For these state priorities, LEAs are encouraged to use metrics based on or reported through the relevant self-reflection tool for local indicators within the Dashboard.

Actions. Enter the action number. Provide a short title for the action. This title will also appear in the action tables. Provide a description of the action. Enter the total amount of expenditures associated with this action. Budgeted expenditures from specific fund sources will be provided in the summary tables. Indicate whether the action contributes to meeting the increase or improved services requirement as described in the Increased or Improved Services section using a “Y” for Yes or an “N” for No. (**Note:** for each such action offered on an LEA-wide or schoolwide basis, the LEA will need to provide additional information in the Increased or Improved Summary Section to address the requirements in *California Code of Regulations*, Title 5 [5 CCR] Section 15496(b) in the Increased or Improved Services Section of the LCAP).

Actions for English Learners: School districts, COEs, and charter schools that have a numerically significant English learner student subgroup must include specific actions in the LCAP related to, at a minimum, the language acquisition programs, as defined in *EC* Section 306, provided to students and professional development activities specific to English learners.

Actions for Foster Youth. School districts, COEs, and charter schools that have a numerically significant Foster Youth student subgroup are encouraged to include specific actions in the LCAP designed to meet needs specific to Foster Youth students.

Goal Analysis:

Enter the LCAP Year.

Using actual annual measurable outcome data, including data from the Dashboard, analyze whether the planned actions were effective in achieving the goal. Respond to the prompts as instructed.

- Describe the overall implementation of the actions to achieve the articulated goal. Include a discussion of relevant challenges and successes experienced with the implementation process. This must include any instance where the LEA did not implement a planned action or implemented a planned action in a manner that differs substantially from how it was described in the adopted LCAP.
- Explain material differences between Budgeted Expenditures and Estimated Actual Expenditures and between the Planned Percentages of Improved Services and Estimated Actual Percentages of Improved Services, as applicable. Minor variances in expenditures or percentages do not need to be addressed, and a dollar-for-dollar accounting is not required.
- Describe the effectiveness of the specific actions to achieve the articulated goal as measured by the LEA. In some cases, not all actions in a goal will be intended to improve performance on all of the metrics associated with the goal. When responding to this prompt, LEAs may assess the effectiveness of a single action or group of actions within the goal in the context of performance on a single metric or group of specific metrics within the goal that are applicable to the action(s). Grouping actions with metrics will allow for more robust analysis of whether the strategy the LEA is using to impact a specified set of metrics is working and increase transparency for educational partners. LEAs are encouraged to use such an approach when goals include multiple actions and metrics that are not closely associated.

- Describe any changes made to this goal, expected outcomes, metrics, or actions to achieve this goal as a result of this analysis and analysis of the data provided in the Dashboard or other local data, as applicable.

Increased or Improved Services for Foster Youth, English Learners, and Low-Income Students

Purpose

A well-written Increased or Improved Services section provides educational partners with a comprehensive description, within a single dedicated section, of how an LEA plans to increase or improve services for its unduplicated students in grades TK–12 as compared to all students in grades TK–12, as applicable, and how LEA-wide or schoolwide actions identified for this purpose meet regulatory requirements. Descriptions provided should include sufficient detail yet be sufficiently succinct to promote a broader understanding of educational partners to facilitate their ability to provide input. An LEA’s description in this section must align with the actions included in the Goals and Actions section as contributing.

Requirements and Instructions

Projected LCFF Supplemental and/or Concentration Grants. Specify the amount of LCFF supplemental and concentration grant funds the LEA estimates it will receive in the coming year based on the number and concentration of low income, foster youth, and English learner students.

Projected Additional LCFF Concentration Grant (15 percent): Specify the amount of additional LCFF concentration grant add-on funding, as described in *EC* Section 42238.02, that the LEA estimates it will receive in the coming year.

Projected Percentage to Increase or Improve Services for the Coming School Year. Specify the estimated percentage by which services for unduplicated pupils must be increased or improved as compared to the services provided to all students in the LCAP year as calculated pursuant to 5 *CCR* Section 15496(a)(7).

LCFF Carryover — Percentage: Specify the LCFF Carryover — Percentage identified in the LCFF Carryover Table. If a carryover percentage is not identified in the LCFF Carryover Table, specify a percentage of zero (0.00%).

LCFF Carryover — Dollar: Specify the LCFF Carryover — Dollar amount identified in the LCFF Carryover Table. If a carryover amount is not identified in the LCFF Carryover Table, specify an amount of zero (\$0).

Total Percentage to Increase or Improve Services for the Coming School Year: Add the Projected Percentage to Increase or Improve Services for the Coming School Year and the Proportional LCFF Required Carryover Percentage and specify the percentage. This is the LEAs percentage by which services for unduplicated pupils must be increased or improved as compared to the services provided to all students in the LCAP year, as calculated pursuant to 5 *CCR* Section 15496(a)(7).

Required Descriptions:

For each action being provided to an entire school, or across the entire school district or COE, an explanation of (1) how the needs of foster youth, English learners, and low-income students were considered first, and (2) how these actions are effective in meeting the goals for these students.

For each action included in the Goals and Actions section as contributing to the increased or improved services requirement for unduplicated pupils and provided on an LEA-wide or schoolwide basis, the LEA must include an explanation consistent with 5 *CCR* Section 15496(b). For any such actions to continue into the 2021–24 LCAP from the 2017–2020 LCAP, the LEA must determine whether or not the action was effective as expected, and this determination must reflect evidence of outcome data or actual implementation to date.

Principally Directed and Effective: An LEA demonstrates how an action is principally directed towards and effective in meeting the LEA’s goals for unduplicated students when the LEA explains how:

- It considers the needs, conditions, or circumstances of its unduplicated pupils;
- The action, or aspect(s) of the action (including, for example, its design, content, methods, or location), is based on these considerations; and
- The action is intended to help achieve an expected measurable outcome of the associated goal.

As such, the response provided in this section may rely on a needs assessment of unduplicated students.

Conclusory statements that a service will help achieve an expected outcome for the goal, without an explicit connection or further explanation as to how, are not sufficient. Further, simply stating that an LEA has a high enrollment percentage of a specific student group or groups does not meet the increase or improve services standard because enrolling students is not the same as serving students.

For example, if an LEA determines that low-income students have a significantly lower attendance rate than the attendance rate for all students, it might justify LEA-wide or schoolwide actions to address this area of need in the following way:

After assessing the needs, conditions, and circumstances of our low-income students, we learned that the attendance rate of our low-income students is 7 percent lower than the attendance rate for all students. (Needs, Conditions, Circumstances [Principally Directed])

In order to address this condition of our low-income students, we will develop and implement a new attendance program that is designed to address some of the major causes of absenteeism, including lack of reliable transportation and food, as well as a school climate that does not emphasize the importance of attendance. Goal N, Actions X, Y, and Z provide additional transportation and nutritional resources as well as a districtwide educational campaign on the benefits of high attendance rates. (Contributing Action[s])

These actions are being provided on an LEA-wide basis and we expect/hope that all students with less than a 100 percent attendance rate will benefit. However, because of the significantly lower attendance rate of low-income students, and because the actions meet needs most associated with the

chronic stresses and experiences of a socio-economically disadvantaged status, we expect that the attendance rate for our low-income students will increase significantly more than the average attendance rate of all other students. (Measurable Outcomes [Effective In])

COEs and Charter Schools: Describe how actions included as contributing to meeting the increased or improved services requirement on an LEA-wide basis are principally directed to and effective in meeting its goals for unduplicated pupils in the state and any local priorities as described above. In the case of COEs and charter schools, schoolwide and LEA-wide are considered to be synonymous.

For School Districts Only:

Actions Provided on an LEA-Wide Basis:

Unduplicated Percentage > 55 percent: For school districts with an unduplicated pupil percentage of 55 percent or more, describe how these actions are principally directed to and effective in meeting its goals for unduplicated pupils in the state and any local priorities as described above.

Unduplicated Percentage < 55 percent: For school districts with an unduplicated pupil percentage of less than 55 percent, describe how these actions are principally directed to and effective in meeting its goals for unduplicated pupils in the state and any local priorities. Also describe how the actions **are the most effective use of the funds** to meet these goals for its unduplicated pupils. Provide the basis for this determination, including any alternatives considered, supporting research, experience, or educational theory.

Actions Provided on a Schoolwide Basis:

School Districts must identify in the description those actions being funded and provided on a schoolwide basis, and include the required description supporting the use of the funds on a schoolwide basis.

For schools with 40 percent or more enrollment of unduplicated pupils: Describe how these actions are principally directed to and effective in meeting its goals for its unduplicated pupils in the state and any local priorities.

For school districts expending funds on a schoolwide basis at a school with less than 40 percent enrollment of unduplicated pupils: Describe how these actions are principally directed to and how the actions are the most effective use of the funds to meet its goals for foster youth, English learners, and low-income students in the state and any local priorities.

A description of how services for foster youth, English learners, and low-income students are being increased or improved by the percentage required.

Consistent with the requirements of 5 CCR Section 15496, describe how services provided for unduplicated pupils are increased or improved by at least the percentage calculated as compared to the services provided for all students in the LCAP year. To improve services means to grow services in quality and to increase services means to grow services in quantity. Services are increased or improved by those actions in the LCAP that are included in the Goals and Actions

section as contributing to the increased or improved services requirement, whether they are provided on an LEA-wide or schoolwide basis or provided on a limited basis to unduplicated students. A limited action is an action that only serves foster youth, English learners, and/or low-income students. This description must address how these action(s) are expected to result in the required proportional increase or improvement in services for unduplicated pupils as compared to the services the LEA provides to all students for the relevant LCAP year.

For any action contributing to meeting the increased or improved services requirement that is associated with a Planned Percentage of Improved Services in the Contributing Summary Table rather than an expenditure of LCFF funds, describe the methodology that was used to determine the contribution of the action towards the proportional percentage. See the instructions for determining the Planned Percentage of Improved Services for information on calculating the Percentage of Improved Services.

A description of the plan for how the additional concentration grant add-on funding identified above will be used to increase the number of staff providing direct services to students at schools that have a high concentration (above 55 percent) of foster youth, English learners, and low-income students, as applicable.

An LEA that receives the additional concentration grant add-on described in *EC* Section 42238.02 is required to demonstrate how it is using these funds to increase the number of staff who provide direct services to students at schools with an enrollment of unduplicated students that is greater than 55 percent as compared to the number of staff who provide direct services to students at schools with an enrollment of unduplicated students that is equal to or less than 55 percent. The staff who provide direct services to students must be certificated staff and/or classified staff employed by the LEA; classified staff includes custodial staff.

Provide the following descriptions, as applicable to the LEA:

An LEA that does not receive a concentration grant or the concentration grant add-on must indicate that a response to this prompt is not applicable.

Identify the goal and action numbers of the actions in the LCAP that the LEA is implementing to meet the requirement to increase the number of staff who provide direct services to students at schools with an enrollment of unduplicated students that is greater than 55 percent.

An LEA that does not have comparison schools from which to describe how it is using the concentration grant add-on funds, such as an LEA that only has schools with an enrollment of unduplicated students that is greater than 55 percent, must describe how it is using the funds to increase the number of credentialed staff, classified staff, or both, including custodial staff, who provide direct services to students at selected schools and the criteria used to determine which schools require additional staffing support.

In the event that an additional concentration grant add-on is not sufficient to increase staff providing direct services to students at a school with an enrollment of unduplicated students that is greater than 55 percent, the LEA must describe how it is using the funds to retain staff providing direct services to students at a school with an enrollment of unduplicated students that is greater than 55 percent.

Complete the table as follows:

- Provide the staff-to-student ratio of classified staff providing direct services to students with a concentration of unduplicated students that is 55 percent or less and the staff-to-student ratio of classified staff providing direct services to students at schools with a concentration of unduplicated students that is greater than 55 percent, as applicable to the LEA. The LEA may group its schools by grade span (Elementary, Middle/Junior High, and High Schools), as applicable to the LEA. The staff-to-student ratio must be based on the number of full time equivalent (FTE) staff and the number of enrolled students as counted on the first Wednesday in October of each year.
- Provide the staff-to-student ratio of certificated staff providing direct services to students at schools with a concentration of unduplicated students that is 55 percent or less and the staff-to-student ratio of certificated staff providing direct services to students at schools with a concentration of unduplicated students that is greater than 55 percent, as applicable to the LEA. The LEA may group its schools by grade span (Elementary, Middle/Junior High, and High Schools), as applicable to the LEA. The staff-to-student ratio must be based on the number of FTE staff and the number of enrolled students as counted on the first Wednesday in October of each year.

Action Tables

Complete the Data Entry Table for each action in the LCAP. The information entered into this table will automatically populate the other Action Tables. Information is only entered into the Data Entry Table, the Annual Update Table, the Contributing Actions Annual Update Table, and the LCFF Carryover Table. With the exception of the Data Entry Table, the word “input” has been added to column headers to aid in identifying the column(s) where information will be entered. Information is not entered on the remaining Action tables.

The following tables are required to be included as part of the LCAP adopted by the local governing board or governing body:

- Table 1: Total Planned Expenditures Table (for the coming LCAP Year)
- Table 2: Contributing Actions Table (for the coming LCAP Year)
- Table 3: Annual Update Table (for the current LCAP Year)
- Table 4: Contributing Actions Annual Update Table (for the current LCAP Year)
- Table 5: LCFF Carryover Table (for the current LCAP Year)

Note: The coming LCAP Year is the year that is being planned for, while the current LCAP year is the current year of implementation. For example, when developing the 2022–23 LCAP, 2022–23 will be the coming LCAP Year and 2021–22 will be the current LCAP Year.

Data Entry Table

The Data Entry Table may be included in the LCAP as adopted by the local governing board or governing body, but is not required to be included. In the Data Entry Table, input the following information for each action in the LCAP for that applicable LCAP year:

- **LCAP Year:** Identify the applicable LCAP Year.
- **1. Projected LCFF Base Grant:** Provide the total amount of LCFF funding the LEA estimates it will receive for the coming school year, excluding the supplemental and concentration grants and the add-ons for the Targeted Instructional Improvement Grant Program and the Home to School Transportation Program, pursuant to 5 CCR Section 15496(a)(8).

See *EC* sections 2574 (for COEs) and 42238.02 (for school districts and charter schools), as applicable, for LCFF apportionment calculations.

- **2. Projected LCFF Supplemental and/or Concentration Grants:** Provide the total amount of LCFF supplemental and concentration grants the LEA estimates it will receive on the basis of the number and concentration of unduplicated students for the coming school year.
- **3. Projected Percentage to Increase or Improve Services for the Coming School Year:** This percentage will not be entered; it is calculated based on the Projected LCFF Base Grant and the Projected LCFF Supplemental and/or Concentration Grants, pursuant to 5 CCR Section 15496(a)(8). This is the percentage by which services for unduplicated pupils must be increased or improved as compared to the services provided to all students in the coming LCAP year.
- **Goal #:** Enter the LCAP Goal number for the action.
- **Action #:** Enter the action's number as indicated in the LCAP Goal.
- **Action Title:** Provide a title of the action.
- **Student Group(s):** Indicate the student group or groups who will be the primary beneficiary of the action by entering "All," or by entering a specific student group or groups.
- **Contributing to Increased or Improved Services?:** Type "Yes" if the action **is** included as contributing to meeting the increased or improved services; OR, type "No" if the action is **not** included as contributing to meeting the increased or improved services.
- If "Yes" is entered into the Contributing column, then complete the following columns:

- o **Scope:** The scope of an action may be LEA-wide (i.e., districtwide, countywide, or charterwide), schoolwide, or limited. An action that is LEA-wide in scope upgrades the entire educational program of the LEA. An action that is schoolwide in scope upgrades the entire educational program of a single school. An action that is limited in its scope is an action that serves only one or more unduplicated student groups.
- o **Unduplicated Student Group(s):** Regardless of scope, contributing actions serve one or more unduplicated student groups. Indicate one or more unduplicated student groups for whom services are being increased or improved as compared to what all students receive.
- o **Location:** Identify the location where the action will be provided. If the action is provided to all schools within the LEA, the LEA must indicate “All Schools.” If the action is provided to specific schools within the LEA or specific grade spans only, the LEA must enter “Specific Schools” or “Specific Grade Spans.” Identify the individual school or a subset of schools or grade spans (e.g., all high schools or grades transitional kindergarten through grade five), as appropriate.
- **Time Span:** Enter “ongoing” if the action will be implemented for an indeterminate period of time. Otherwise, indicate the span of time for which the action will be implemented. For example, an LEA might enter “1 Year,” or “2 Years,” or “6 Months.”
- **Total Personnel:** Enter the total amount of personnel expenditures utilized to implement this action.
- **Total Non-Personnel:** This amount will be automatically calculated based on information provided in the Total Personnel column and the Total Funds column.
- **LCFF Funds:** Enter the total amount of LCFF funds utilized to implement this action, if any. LCFF funds include all funds that make up an LEA’s total LCFF target (i.e., base grant, grade span adjustment, supplemental grant, concentration grant, Targeted Instructional Improvement Block Grant, and Home-To-School Transportation).
 - o **Note:** For an action to contribute towards meeting the increased or improved services requirement it must include some measure of LCFF funding. The action may also include funding from other sources, however the extent to which an action contributes to meeting the increased or improved services requirement is based on the LCFF funding being used to implement the action.
- **Other State Funds:** Enter the total amount of Other State Funds utilized to implement this action, if any.
- **Local Funds:** Enter the total amount of Local Funds utilized to implement this action, if any.
- **Federal Funds:** Enter the total amount of Federal Funds utilized to implement this action, if any.
- **Total Funds:** This amount is automatically calculated based on amounts entered in the previous four columns.

- **Planned Percentage of Improved Services:** For any action identified as contributing, being provided on a Limited basis to unduplicated students, and that does not have funding associated with the action, enter the planned quality improvement anticipated for the action as a percentage rounded to the nearest hundredth (0.00%). A limited action is an action that only serves foster youth, English learners, and/or low-income students.
 - As noted in the instructions for the Increased or Improved Services section, when identifying a Planned Percentage of Improved Services, the LEA must describe the methodology that it used to determine the contribution of the action towards the proportional percentage. The percentage of improved services for an action corresponds to the amount of LCFF funding that the LEA estimates it would expend to implement the action if it were funded.

For example, an LEA determines that there is a need to analyze data to ensure that instructional aides and expanded learning providers know what targeted supports to provide to students who are foster youth. The LEA could implement this action by hiring additional staff to collect and analyze data and to coordinate supports for students, which the LEA estimates would cost \$165,000. Instead, the LEA chooses to utilize a portion of existing staff time to analyze data relating to students who are foster youth. This analysis will then be shared with site principals who will use the data to coordinate services provided by instructional assistants and expanded learning providers to target support to students. In this example, the LEA would divide the estimated cost of \$165,000 by the amount of LCFF Funding identified in the Data Entry Table and then convert the quotient to a percentage. This percentage is the Planned Percentage of Improved Service for the action.

Contributing Actions Table

As noted above, information will not be entered in the Contributing Actions Table; however, the ‘Contributing to Increased or Improved Services?’ column will need to be checked to ensure that only actions with a “Yes” are displaying. If actions with a “No” are displayed or if actions that are contributing are not displaying in the column, use the drop-down menu in the column header to filter only the “Yes” responses.

Annual Update Table

In the Annual Update Table, provide the following information for each action in the LCAP for the relevant LCAP year:

- **Estimated Actual Expenditures:** Enter the total estimated actual expenditures to implement this action, if any.

Contributing Actions Annual Update Table

In the Contributing Actions Annual Update Table, check the ‘Contributing to Increased or Improved Services?’ column to ensure that only actions with a “Yes” are displaying. If actions with a “No” are displayed or if actions that are contributing are not displaying in the column, use the drop-down menu in the column header to filter only the “Yes” responses. Provide the following information for each contributing action in the LCAP for the relevant LCAP year:

- **6. Estimated Actual LCFF Supplemental and/or Concentration Grants:** Provide the total amount of LCFF supplemental and concentration grants the LEA estimates it will actually receive based on the number and concentration of unduplicated students in the current school year.
- **Estimated Actual Expenditures for Contributing Actions:** Enter the total estimated actual expenditure of LCFF funds used to implement this action, if any.
- **Estimated Actual Percentage of Improved Services:** For any action identified as contributing, being provided on a Limited basis only to unduplicated students, and that does not have funding associated with the action, enter the total estimated actual quality improvement anticipated for the action as a percentage rounded to the nearest hundredth (0.00%).
 - Building on the example provided above for calculating the Planned Percentage of Improved Services, the LEA in the example implements the action. As part of the annual update process, the LEA reviews implementation and student outcome data and determines that the action was implemented with fidelity and that outcomes for foster youth students improved. The LEA reviews the original estimated cost for the action and determines that had it hired additional staff to collect and analyze data and to coordinate supports for students that estimated actual cost would have been \$169,500 due to a cost of living adjustment. The LEA would divide the estimated actual cost of \$169,500 by the amount of LCFF Funding identified in the Data Entry Table and then convert the quotient to a percentage. This percentage is the Estimated Actual Percentage of Improved Services for the action.

LCFF Carryover Table

- **9. Estimated Actual LCFF Base Grant:** Provide the total amount of LCFF funding the LEA estimates it will receive for the current school year, excluding the supplemental and concentration grants and the add-ons for the Targeted Instructional Improvement Grant Program and the Home to School Transportation Program, pursuant to 5 *CCR* Section 15496(a)(8).
- **10. Estimated Actual Percentage to Increase or Improve Services for the Coming School Year:** This percentage will not be entered; it is calculated based on the Estimated Actual LCFF Base Grant and the Estimated Actual LCFF Supplemental and/or Concentration Grants, pursuant to 5 *CCR* Section 15496(a)(8). This is the percentage by which services for unduplicated pupils must be increased or improved as compared to the services provided to all students in the current LCAP year.

Calculations in the Action Tables

To reduce the duplication of effort of LEAs, the Action Tables include functionality such as pre-population of fields and cells based on the information provided in the Data Entry Table, the Annual Update Summary Table, and the Contributing Actions Table. For transparency, the functionality and calculations used are provided below.

Contributing Actions Table

- 4. Total Planned Contributing Expenditures (LCFF Funds)
 - This amount is the total of the Planned Expenditures for Contributing Actions (LCFF Funds) column
- 5. Total Planned Percentage of Improved Services
 - This percentage is the total of the Planned Percentage of Improved Services column
- Planned Percentage to Increase or Improve Services for the coming school year (4 divided by 1, plus 5)
 - This percentage is calculated by dividing the Total Planned Contributing Expenditures (4) by the Projected LCFF Base Grant (1), converting the quotient to a percentage, and adding it to the Total Planned Percentage of Improved Services (5).

Contributing Actions Annual Update Table

Pursuant to *EC* Section 42238.07(c)(2), if the Total Planned Contributing Expenditures (4) is less than the Estimated Actual LCFF Supplemental and Concentration Grants (6), the LEA is required to calculate the difference between the Total Planned Percentage of Improved Services (5) and the Total Estimated Actual Percentage of Improved Services (7). If the Total Planned Contributing Expenditures (4) is equal to or greater than the Estimated Actual LCFF Supplemental and Concentration Grants (6), the Difference Between Planned and Estimated Actual Percentage of Improved Services will display “Not Required.”

- 6. Estimated Actual LCFF Supplemental and Concentration Grants
 - This is the total amount of LCFF supplemental and concentration grants the LEA estimates it will actually receive based on of the number and concentration of unduplicated students in the current school year.
- 4. Total Planned Contributing Expenditures (LCFF Funds)
 - This amount is the total of the Last Year's Planned Expenditures for Contributing Actions (LCFF Funds)
- 7. Total Estimated Actual Expenditures for Contributing Actions
 - This amount is the total of the Estimated Actual Expenditures for Contributing Actions (LCFF Funds)
- Difference Between Planned and Estimated Actual Expenditures for Contributing Actions (Subtract 4 from 7)

- o This amount is the Total Planned Contributing Expenditures (4) subtracted from the Total Estimated Actual Expenditures for Contributing Actions (7)
- 5. Total Planned Percentage of Improved Services (%)
 - o This amount is the total of the Planned Percentage of Improved Services column
- 8. Total Estimated Actual Percentage of Improved Services (%)
 - o This amount is the total of the Estimated Actual Percentage of Improved Services column
- Difference Between Planned and Estimated Actual Percentage of Improved Services (Subtract 5 from 8)
 - o This amount is the Total Planned Percentage of Improved Services (5) subtracted from the Total Estimated Actual Percentage of Improved Services (8)

LCFF Carryover Table

- 11. Estimated Actual Percentage of Increased or Improved Services (7 divided by 9, plus 8)
 - o This percentage is the Total Estimated Actual Expenditures for Contributing Actions (7) divided by the LCFF Funding (9), then converting the quotient to a percentage and adding the Total Estimated Actual Percentage of Improved Services (8).
- 12. LCFF Carryover — Dollar Amount LCFF Carryover (Subtract 11 from 10 and multiply by 9)
 - o If the Estimated Actual Percentage of Increased or Improved Services (11) is less than the Estimated Actual Percentage to Increase or Improve Services (10), the LEA is required to carry over LCFF funds.

The amount of LCFF funds is calculated by subtracting the Estimated Actual Percentage to Increase or Improve Services (11) from the Estimated Actual Percentage of Increased or Improved Services (10) and then multiplying by the Estimated Actual LCFF Base Grant (9). This amount is the amount of LCFF funds that is required to be carried over to the coming year.
- 13. LCFF Carryover — Percentage (12 divided by 9)
 - o This percentage is the unmet portion of the Percentage to Increase or Improve Services that the LEA must carry over into the coming LCAP year. The percentage is calculated by dividing the LCFF Carryover (12) by the LCFF Funding (9).

November 2021

Coastal Academy

Local Control and Accountability Plan (LCAP) Action Tables Template

Developed by the California Department of Education, March 2022

2023-24 Total Planned Expenditures Table

Totals	LCFF Funds	Other State Funds	Local Funds	Federal Funds	Total Funds	Total Personnel	Total Non-personnel
Totals	\$ 1,200,000	\$ 12,000	\$ -	\$ -	1,212,000	\$ 860,000	\$ 352,000

Goal #	Action #	Action Title	Student Group(s)	LCFF Funds	Other State Funds	Local Funds	Federal Funds	Total Funds
1	1	Core Program	All students with priority to English Learner, Foster Youth, Homeless, and Low-Income	\$ 90,000	\$ -	\$ -	\$ -	\$ 90,000
1	2	RTI Specialists	All students with priority to English Learner, Foster Youth, Homeless, and Low-Income	\$ 580,000	\$ -	\$ -	\$ -	\$ 580,000
2	1	Social-Emotional Curriculum	All students with priority to English Learner, Foster Youth, Homeless, and Low-Income	\$ -	\$ 12,000	\$ -	\$ -	\$ 12,000
2	2	School Site Counselors	All students with priority to English Learner, Foster Youth, Homeless, and Low-Income	\$ 280,000	\$ -	\$ -	\$ -	\$ 280,000
3	1	Clean and Safe Facilities	All students with priority to English Learner, Foster Youth, Homeless, and Low-Income	\$ 250,000	\$ -	\$ -	\$ -	\$ 250,000

2022-23 LCFF Carryover Table

9. Estimated Actual LCFF Base Grant (Input Dollar Amount)	6. Estimated Actual LCFF Supplemental and/or Concentration Grants	LCFF Carryover — Percentage (Percentage from Prior Year)	10. Total Percentage to Increase or Improve Services for the Current School Year (6 divided by 9 + Carryover %)	7. Total Estimated Actual Expenditures for Contributing Actions (LCFF Funds)	8. Total Estimated Actual Percentage of Improved Services (%)	11. Estimated Actual Percentage of Increased or Improved Services (7 divided by 9, plus 8)	12. LCFF Carryover — Dollar Amount (Subtract 11 from 10 and multiply by 9)	13. LCFF Carryover — Percentage (12 divided by 9)
\$ 18,393,223	\$ 928,569	0.00%	5.05%	\$ 1,283,668	0.00%	6.98%	\$0.00 - No Carryover	0.00% - No Carryover