















Women - 10 km Pursuit

Rank	Bib	Name	Team	Shooting					Final Time	%	Pts	Notes
				P	P	S	S	I				
1	2	GRUNDAHL, Janice	SK-QV 	0	1	2	0	3	41:37.0	—	90	
2	1	SELLERS, Anna	BC-SLN 	2	2	2	2	8	+3:59.9	—	75	
3	4	MIREJOVSKY, Anne	AB-RM 	1	0	3	4	8	+6:00.9	—	60	
DNF	3	STADNYK, Hanne	SK 	2	—	—	—	—	—	—	—	

Jr Women - 10 km Pursuit

Rank	Bib	Name	Team	Shooting					Final Time	%	Pts	Notes
				P	P	S	S	I				
1	5	PERRY, Anna	AB-FNS 	1	1	3	1	6	45:55.0	107.7%	90	
2	6	BURKE, Danika	AB-RM 	2	1	2	1	6	+4:54.3	97.3%	75	
3	7	POULIOT, Amelya	QC - Cr 	1	0	3	1	5	+5:41.7	95.8%	60	
4	8	FUNNELL, Chloe	AB-CSK 	2	3	1	2	8	+7:52.2	91.9%	50	















Youth Women - 7.5 km Pursuit

Rank	Bib	Name	Team	Shooting					Final Time	%	Pts	Notes
				P	P	S	S	I				
1	10	PARADIS, Desiree	AB-FNS 	0	1	0	3	4	33:42.3	105.8%	90	
2	9	GREEN, Moira	BC-CN 	5	1	2	2	10	+2:44.7	97.8%	75	
3	11	CALDWELL, Molly	BC-SLN 	4	3	1	1	9	+3:04.2	96.9%	60	
4	14	BARTLETT, Julia	AB-RM 	1	1	1	4	7	+3:35.5	95.6%	50	
5	13	NEANDER, Clara	AB-FNS 	2	1	1	3	7	+4:09.7	94.1%	45	Penalties: 0:30 11.3.1 – started early in Pursuit – 30 sec
6	16	FIRTH, Sophie	BC-SS 	2	2	2	2	8	+4:25.4	93.5%	40	
7	18	ARNOLD, Rhiann	SK-SW 	0	1	2	0	3	+4:56.9	92.2%	36	
8	12	HULSHOF, Alexandra	AB-FNS 	3	2	1	2	8	+6:04.3	89.6%	34	
9	22	SIEMENS, Wallis	AB-FNS 	2	0	2	3	7	+6:23.2	88.9%	32	









Summary of Final Results

Canadian & North American Biathlon Championships 2023

16 March 2023

				Time of Last Finish: 16:34 hrs			
10	19	HAMP, Nicole	BC-OS 	2 3 1 3 9	+6:47.7	88%	31
11	24	HUPÉ, Isla	YK 	0 1 1 0 2	+6:55.3	87.7%	30
12	17	PARE, Rose-Marie	QC - Cr 	1 2 2 3 8	+7:57.2	85.6%	29
13	20	JACQUES, Laurie	QC - Cr 	0 1 2 3 6	+8:25.0	84.6%	28
14	25	BALKWILL, Laura	BC-CST 	2 4 2 3 11	+8:45.4	83.9%	27
15	23	DOUGLAS, Artemis	BC-CN 	1 0 3 3 7	+8:53.3	83.7%	26
16	21	LEDINGHAM, Sophia	BC-VIB 	2 2 4 4 12	+11:01.5	79.7%	25
17	29	NORD, Kaycee	SK-MJB 	1 2 3 2 8	+15:58.4	71.7%	24
18	28	MENA, Sofia	AB-RM 	0 2 0 2 4	+16:11.6	71.4%	23
19	27	LECLERC, Éliane	QC - Cr 	2 2 5 3 12	+18:21.3	68.5%	22
20	30	MACMILLAN, Claire	YK 	2 1 2 2 7	+22:30.4	63.4%	21
DNS	15	CAZA, Isabelle	QC-CN 	-----	-----	---	---
DNS	26	LABRECQUE, Meryka	QC - Cr 	-----	-----	---	---
DNS	31	THAIN, Allyson	AB-CSK 	-----	-----	---	---

Sr Girls - 7.5 km Pursuit

Rank	Bib	Name	Team	Shooting					Final Time	%	Pts	Notes
				P	P	S	S	I				
1	32	RODGER, Mia	BC-SS 	1	0	2	3	6	39:35.8	101.5%	90	
2	35	TURNER, Aliah	BC-CN 	2	1	1	3	7	+24.8	100.4%	75	
3	33	CSONKA, Flora	AB-FNS 	4	1	1	2	8	+1:22.0	98.1%	60	
4	38	CADELL, Isla	BC-CN 	1	4	3	1	9	+1:37.1	97.5%	50	
5	49	KLAFKI, Nadia	AB-FNS 	1	1	0	2	4	+1:47.3	97.1%	45	
6	39	HOEHN, Gabby	BC-CN 	2	0	3	4	9	+1:55.1	96.8%	40	
7	34	NIEDRE, Ella	ON-CN 	2	2	3	2	9	+2:06.3	96.4%	36	Penalties: 2:00 11.3.3.a – penalty loop not done – 2 min
8	36	BAERGEN, Lucia	AB - 	2	3	2	4	11	+3:22.2	93.5%	34	

























Summary of Final Results

Canadian & North American Biathlon Championships 2023

16 March 2023






Valcartier, Québec

Time of Last Finish: 16:34 hrs





9	46	TAYLOR, Sage	AB-FNS		1 1 2 3 7	+3:35.6	93.1%	32	
10	44	MCDONALD, Amelia	SK-QV		0 2 2 1 5	+3:46.9	92.6%	31	
11	43	CADELL, Iona	BC-CN		3 3 2 1 9	+4:18.8	91.5%	30	
12	37	SINCLAIR, Payton	BC-CN		0 1 2 4 7	+4:54.5	90.3%	29	
13	53	HARRIS IRVINE, Brydon	BC-SS		1 0 1 3 5	+5:15.1	89.6%	28	
14	41	BERTRAND, Sophie	BC-TN		4 3 3 0 10	+5:22.5	89.4%	27	
15	45	MUELLER, Stella	YK		0 2 2 4 8	+5:32.4	89%	26	
16	51	GLASSFORD, Moira	AB-FNS		2 1 3 1 7	+6:09.2	87.8%	25	
17	42	LUDERS, Sola	AB -		3 3 2 3 11	+6:29.3	87.2%	24	
18	48	KUKULKA, Chantal	ON-TB		2 3 3 3 11	+6:38.0	86.9%	23	
19	54	SELINGER, Jaelyn	SK-QV		4 3 1 2 10	+7:18.0	85.7%	22	
20	50	BARRENECHEA, Desiree	AB-FNS		3 4 2 3 12	+7:18.1	85.7%	21	
21	40	QUINTILIO, Isabella	AB-FNS		3 2 4 4 13	+7:26.8	85.4%	20	Penalties: 2:00 11.3.3.a – penalty loop not done – 2 min
22	58	CLIFFORD, Josie	BC-SS		3 3 4 2 12	+7:37.5	85.1%	19	
23	47	BROWN, Lydia	YK		0 2 2 3 7	+7:55.6	84.6%	18	
24	55	UHMANN, Amelia	MB-RR		1 2 3 2 8	+9:15.6	82.3%	17	
25	63	MAHONEY, Grace	AB-FNS		3 1 4 4 12	+10:48.2	79.7%	16	
26	59	SCHAUB, Maya	HT		2 2 0 1 5	+10:57.0	79.5%	15	
27	56	KUKULKA, Nicole	ON-TB		3 2 5 5 15	+11:05.4	79.3%	14	
28	62	FRITH, Rowan	MB-RR		2 1 4 1 8	+12:58.6	76.4%	13	
29	64	MINCHER, Charlotte	AB -		1 1 3 1 6	+14:19.3	74.5%	12	
30	67	GUYON, Anikka	HT		0 0 3 2 5	+15:13.3	73.3%	11	
31	66	MORCET, Elisabeth	QC - Cr		0 0 2 1 3	+15:59.0	72.3%	10	
32	68	NIEDZIELSKI, Paige	SK-QV		2 5 1 2 10	+19:06.5	68.5%	9	

Valcartier, Québec


Time of Last Finish: 16:34 hrs

33	65	REDDICK, Hannah	ON-ELB		1 5 3 4 13	+20:11.8	67.2%	8	Penalties: 2:00 11.3.3.a – penalty loop not done – 2 min
34	69	MICHENER, Willow	HT		2 4 3 3 12	+27:13.6	60.1%	7	
DNF	52	MUNROE, Sierra	BC-SLN		1 2 – –	————	—	—	
DNF	57	LAMBLEY, Rachel	ON-CN		2 – – –	————	—	—	
DNF	60	BOT, Savannah	BC-SLN		4 – – –	————	—	—	
DNF	61	HAMP, Julia	BC-OS		3 1 2 –	————	—	—	

Masters Men 35 - 7.5 km Pursuit

Rank	Bib	Name	Team	Shooting					Final Time	%	Pts	Notes	
				P	P	S	S	I					
1	70	LEMEE, Eric	AB-FNS		2	2	1	0	5	37:33.8	—	90	
2	71	BETOURNAY, Scott	US-EAB		2	1	1	2	6	+2:44.7	—	75	
3	72	THIVIERGE, François	QC - Cr		1	5	3	4	13	+4:31.6	—	60	
4	73	DEBRAY, Nicolas	HT		3	1	4	4	12	+4:48.6	—	50	

Masters Men 50 - 7.5 km Pursuit

Rank	Bib	Name	Team	Shooting					Final Time	%	Pts	Notes	
				P	P	S	S	I					
1	74	HALLIGAN, Sean	USA		0	0	3	2	5	37:15.2	103.1%	90	
2	77	CAZA, Greg	QC-CN		2	0	4	3	9	+1:25.7	99.3%	75	
3	75	DESAULNIERS, Jeannot	AN-HN		2	3	4	3	12	+2:01.8	97.8%	60	
4	76	BAINE, Trevor	AB-FNS		4	2	3	1	10	+2:33.3	96.5%	50	
5	79	KAHN, Daniel	USA		3	1	2	4	10	+3:35.6	94%	45	
6	82	DVORAK, Pavel	USA		2	1	2	4	9	+3:57.5	93.2%	40	
7	80	MCAVOY, James	ON-CN		3	2	4	2	11	+5:47.4	89.2%	36	
8	86	DOOLEY, Brian	USA		1	2	1	1	5	+6:20.3	88.1%	34	
9	83	FENNING, Stephen	BC-TN		2	3	4	2	11	+6:49.3	87.1%	32	

Summary of Final Results

Canadian & North American Biathlon Championships 2023

16 March 2023


Valcartier, Québec Time of Last Finish: 16:34 hrs

Rank	Bib	Name	Team	Shooting	Final Time	%	Pts	Notes
10	78	NG, Matthew	ON-CN 	2 3 4 2 11	+7:18.4	86.2%	31	
11	85	WITMER, John	US-EAB 	2 1 4 2 9	+8:19.8	84.3%	30	
12	87	FRITH, Kenton	MB-RR 	4 3 3 3 13	+9:02.6	83%	29	
13	91	BROCHU, Marc	QC - Cr 	1 0 3 2 6	+9:52.2	81.5%	28	
14	88	FIRTH, Alan	BC-SS 	2 3 2 4 11	+10:04.1	81.2%	27	
15	84	RACETTE, Mathieu	ON-CN 	2 2 3 3 10	+10:26.5	80.5%	26	
16	90	MCNERN, John	BC-TN 	4 1 2 1 8	+10:54.4	79.7%	25	
17	81	THEOPHANIDES, Michael	QC-CN 	4 4 5 3 16	+11:10.4	79.3%	24	
18	89	HAMP, Randy	BC-OS 	3 1 4 5 13	+13:18.1	76%	23	
19	92	HARMAN, Tim	HT 	3 3 3 3 12	+14:28.9	74.2%	22	
20	93	TRUPPELLI, Jerry	USA 	5 4 2 3 14	+24:27.9	62.2%	21	

Masters Women 35 - 7.5 km Pursuit

Rank	Bib	Name	Team	Shooting					Final Time	%	Pts	Notes
				P	P	S	S	I				
1	95	DILLON, Christine	USA 	3	1	5	2	11	41:52.8	—	90	
2	94	BOWES-LYON, Lea-Marie	BC-BV	4	4	3	3	14	+2:56.4	—	75	Adjustments: 25 secs target was not reset
3	96	MOSTAÇO-GUIDOLINI, Leila	ON-CN 	4	2	4	3	13	+12:58.4	—	60	

Masters Women 50 - 7.5 km Pursuit

Rank	Bib	Name	Team	Shooting					Final Time	%	Pts	Notes
				P	P	S	S	I				
1	98	LANCASTER, Callie	BC-OS 	1	2	2	2	7	42:24.3	104.8%	90	
2	97	HUTCHISON, Jacqueline	AB-FNS 	2	3	3	3	11	+2:33.8	98.8%	75	
3	99	HALL, Deb	AB-FNS 	2	3	4	1	10	+3:30.4	96.8%	60	Penalties: 2:00 11.3.3.a – penalty loop not





Summary of Final Results

Canadian & North American Biathlon Championships 2023

16 March 2023

Valcartier, Québec

Time of Last Finish: 16:34 hrs
done – 2 min

4	100	LAPIERRE, Lina	ON-CN		4 4 5 3 16	+21:33.0	69.5%	50
DNF	101	LAVIGNE, Martine	QC -		4 5 5 -	—	—	—
DSQ	102	MALTAIS, Claudette	NB-MB		2 2 4 1 9	+13:01.8	—	— Penalties: DSQ

