

# Summary of Final Results














## Canadian & North American Biathlon Championships 2023

### 16 March 2023








Valcartier, Québec

Time of Last Finish: 12:09 hrs

## Men - 12.5 km Pursuit

Rank	Bib	Name	Team	Shooting					Final Time	%	Pts	Notes
				P	P	S	S	I				
1	2	PLETZ, Logan	SK-QV 	0	1	1	1	3	<b>36:46.1</b>	102.8%	90	
2	5	BORGLUM, Haldan	AB-FNS 	2	0	1	0	3	<b>+57.8</b>	100.2%	75	
3	1	BROWN, Luke	USA 	1	4	1	2	8	<b>+2:09.7</b>	97.1%	60	
4	7	SMITH, Lucas	BC-SS 	0	0	3	3	6	<b>+3:21.5</b>	94.2%	50	
5	6	NIELSEN, Eli	USA 	2	1	0	3	6	<b>+4:19.3</b>	92%	45	
6	3	GREEN, Michio	AB-RM 	2	3	0	2	7	<b>+4:28.5</b>	91.7%	40	
7	8	THEISEN, Jordan	USA 	3	3	2	2	10	<b>+5:09.8</b>	90.2%	36	
8	4	ELDEN, Ryan	BC-CST 	4	1	2	3	10	<b>+5:53.9</b>	88.6%	34	
9	9	WIGGER, Cédrick	QC - Cr 	1	0	1	1	3	<b>+5:58.9</b>	88.4%	32	
10	10	BERTRAND, Guillaume	QC - 	1	2	0	2	5	<b>+7:55.5</b>	84.6%	31	
11	11	SAVILLE, Thomas	ON-CN 	3	3	1	3	10	<b>+13:41.9</b>	74.9%	30	
12	12	LALIME, Antoine	QC - PS 	3	3	4	4	14	<b>+19:45.6</b>	66.9%	29	
13	13	RACETTE, David	ON-CN 	1	3	1	0	5	<b>+25:22.5</b>	60.8%	28	

## Jr Men - 12.5 km Pursuit

Rank	Bib	Name	Team	Shooting					Final Time	%	Pts	Notes
				P	P	S	S	I				
1	21	CHAMPAGNE, Roméo	YK 	1	0	1	1	3	<b>40:49.5</b>	100.4%	90	
2	15	MOINEAU, William	QC - Cr 	1	2	1	1	5	<b>+1.9</b>	100.3%	75	
3	16	DEMERS, Zachary	QC - PS 	4	2	0	1	7	<b>+28.3</b>	99.3%	60	
4	14	GAUTHIER, Simon	QC - PS 	2	2	2	0	6	<b>+2:07.5</b>	95.4%	50	
5	18	NG, William	ON-CN 	3	1	2	1	7	<b>+2:28.0</b>	94.7%	45	
6	20	GIRARD, Vincent	QC-SL 	2	2	3	1	8	<b>+2:47.6</b>	94%	40	
7	17	ENLOW, Emile-Antoine	QC - Cr 	2	1	1	1	5	<b>+3:07.8</b>	93.3%	36	

# Summary of Final Results

## Canadian & North American Biathlon Championships 2023









### 16 March 2023

Valcartier, Québec

Time of Last Finish: 12:09 hrs

8	19	<b>GRUNDAHL, James</b>	SK-QV 	2 2 1 3 8	<b>+3:38.9</b>	92.2%	34
9	25	<b>BENSON, Sean</b>	BC-SS 	2 2 1 1 6	<b>+5:09.6</b>	89.1%	32
10	24	<b>FASIANG, Timotej</b>	SK 	1 2 3 1 7	<b>+6:47.4</b>	86.1%	31
11	22	<b>MACNEILL, Matty</b>	PEI 	2 2 2 2 8	<b>+7:17.5</b>	85.2%	30
12	23	<b>GERVAIS, Olivier</b>	QC - PS 	1 2 1 2 6	<b>+10:54.7</b>	79.2%	29

## Youth Men - 10 km Pursuit

Rank	Bib	Name	Team	Shooting					Final Time	%	Pts	Notes
				P	P	S	S	I				
1	26	<b>BAERGEN, Bjorn</b>	AB - 	2	1	1	0	4	<b>32:07.7</b>	101.1%	90	
2	27	<b>GILFILLAN, Daniel</b>	BC-VIB 	2	4	1	1	8	<b>+20.3</b>	100.1%	75	
3	35	<b>TINWORTH, Liam</b>	AB-WN	2	1	1	3	7	<b>+46.1</b>	98.8%	60	
4	38	<b>CLEMENT, Felix</b>	AB - 	0	0	1	2	3	<b>+1:52.9</b>	95.6%	50	
5	34	<b>FRADETTE, Theo</b>	AB - 	3	1	0	2	6	<b>+1:53.3</b>	95.5%	45	
6	30	<b>MUNROE, Parker</b>	BC-SLN 	1	1	2	3	7	<b>+2:11.2</b>	94.7%	40	
7	32	<b>GERMAIN, Cole</b>	YK 	0	1	2	1	4	<b>+2:13.7</b>	94.6%	36	
8	42	<b>HATLOE, Alexander</b>	BC-SS 	1	1	1	1	4	<b>+2:44.5</b>	93.2%	34	
9	29	<b>COMEAU, Alexandre</b>	NB-MB	0	2	2	3	7	<b>+2:48.0</b>	93%	32	
10	31	<b>GAUTHIER, Francois</b>	QC - PS 	0	3	3	0	6	<b>+2:50.2</b>	92.9%	31	
11	33	<b>FLEMING, Jasper</b>	BC-SS 	3	2	1	3	9	<b>+2:51.6</b>	92.9%	30	
12	41	<b>HAERING, Joel</b>	ON-LSB 	2	2	0	1	5	<b>+3:20.4</b>	91.6%	29	
13	28	<b>SOLOMONSON, Sebastian</b>	BC-SLN 	3	4	2	0	9	<b>+3:31.1</b>	91.2%	28	
13	37	<b>MARNIK, Noah</b>	YK 	2	1	2	2	7	<b>+3:31.1</b>	91.2%	28	
15	40	<b>SIMONS, Liam</b>	BC-SLN 	1	1	1	2	5	<b>+3:43.6</b>	90.6%	26	
16	64	<b>GILBERT, Xavier</b>	QC - PS 	3	2	1	1	7	<b>+4:49.2</b>	88%	25	
17	43	<b>BRINDLE, William</b>	AB-FNS 	3	0	2	2	7	<b>+4:52.5</b>	87.8%	24	
18	36	<b>ROJKOVSKI, Dennis</b>	AB-FNS 	3	2	1	2	8	<b>+5:00.2</b>	87.5%	23	
19	50	<b>HENGEL, Thomas</b>	AN-HN	0	0	2	0	2	<b>+5:03.3</b>	87.4%	22	


















# Summary of Final Results

## Canadian & North American Biathlon Championships 2023

### 16 March 2023

Valcartier, Québec

Time of Last Finish: 12:09 hrs

20	44	<b>CROSS, Callum</b>	AB - 	3 2 1 2 8	<b>+5:09.5</b>	87.2%	21	
21	60	<b>LEGUERRIER, Thomas</b>	QC-CN 	0 1 0 2 3	<b>+5:30.4</b>	86.3%	20	
22	39	<b>GRAPPOLINI, Zachary</b>	AB-RM 	1 3 0 3 7	<b>+5:40.8</b>	86%	19	
23	52	<b>SINCLAIR, Liam</b>	BC-CN 	1 1 1 2 5	<b>+6:14.1</b>	84.7%	18	
24	45	<b>SCHIGOL, Dawson</b>	SK-SW 	1 1 3 1 6	<b>+6:42.5</b>	83.7%	17	
25	46	<b>WENDT, Fidel</b>	PEI 	1 2 3 2 8	<b>+6:51.2</b>	83.4%	16	
26	47	<b>THIVIERGE, Simon</b>	QC - Cr 	2 2 3 2 9	<b>+7:44.6</b>	81.5%	15	
27	55	<b>TOURIGNY, James</b>	AB-RM 	2 2 1 2 7	<b>+9:22.5</b>	78.3%	14	
28	56	<b>LEFEBVRE, Henri</b>	ON-CN 	0 1 0 2 3	<b>+9:23.7</b>	78.3%	13	
29	53	<b>TURCOTTE, Albert</b>	QC - Cr 	3 2 1 1 7	<b>+9:40.8</b>	77.7%	12	
30	57	<b>PORTER, Bruce</b>	YK 	3 3 2 1 9	<b>+10:42.1</b>	75.9%	11	
31	51	<b>DAMJI, Omar</b>	AB-FNS 	2 4 3 3 12	<b>+10:47.5</b>	75.7%	10	
32	54	<b>NILSSON, Max</b>	HT 	0 3 3 4 10	<b>+12:23.9</b>	73%	9	Penalties: 2:00 11.3.3.a – penalty loop not done – 2 min
33	61	<b>MORRIER-LEMIEUX, Arthur</b>	QC - Cr 	3 3 2 3 11	<b>+13:41.8</b>	70.9%	8	
34	59	<b>COTÉ, Hubert</b>	QC-VK 	4 3 3 4 14	<b>+15:00.5</b>	68.9%	7	
35	58	<b>LONSBERRY, Drayton</b>	SK-SW 	3 0 4 4 11	<b>+27:30.8</b>	54.5%	6	Penalties: 5:00 3.4 Canadian hosting policy - 1 min
36	62	<b>HENNESSEY, Samue</b>	BK-QV 	4 2 3 3 12	<b>+32:04.5</b>	50.6%	5	Penalties: 7:30 3.4 Canadian hosting policy - 1 min 11.3.1.d - Incorrect shooting sequence - 30

# Summary of Final Results



## Canadian & North American Biathlon Championships 2023

16 March 2023
















Valcartier, Québec

Time of Last Finish: 12:09 hrs

sec  
11.3.3.a –  
penalty loop not  
done – 2 min

DNF	48	HARVEY, François	QC - 	0 2 3 -	————	—	—
DNS	49	ROJKOVSKI, Peter	AB-FNS 	- - - -	————	—	—
DNS	65	CASTONGUAY, Theo	USA 	- - - -	————	—	—
DNS	66	DE BROECK, Jean-Nicolas	QC-CN 	- - - -	————	—	—
DSQ	63	CONANT, Simon	QC-VK 	2 4 1 2 9	<b>+18:25.7</b>	—	— Penalties: DSQ

### Sr Boys - 7.5 km Pursuit

Rank	Bib	Name	Team	Shooting					Final Time	%	Pts	Notes
				P	P	S	S	I				
1	70	KONOFF, Justin	AB-FNS 	2	1	2	2	7	<b>30:27.8</b>	101.8%	90	
2	68	HULSHOF, Luke	AB-FNS 	2	2	2	3	9	<b>+43.3</b>	99.5%	75	
3	76	BENSON, Graham	BC-SS 	1	2	0	2	5	<b>+57.4</b>	98.7%	60	
4	71	WILSON, Rory	AB-FNS 	1	2	1	1	5	<b>+1:24.1</b>	97.4%	50	
5	69	FERGUSON, Dawson	AB-CSK 	3	1	2	3	9	<b>+1:38.0</b>	96.7%	45	
6	74	PIERCEY, Eric	ON-CN 	0	2	2	1	5	<b>+1:41.1</b>	96.5%	40	
7	67	REPP, Kase	AB-FNS 	2	2	1	4	9	<b>+1:43.7</b>	96.4%	36	
8	72	NG, Singjo (Jojo)	BC-SS 	3	2	1	1	7	<b>+2:09.2</b>	95.1%	34	
9	75	MATSON, Simon	AB-FNS 	3	1	0	1	5	<b>+2:18.9</b>	94.6%	32	
10	77	MCCULLOCH, Malcolm	HT 	0	3	2	2	7	<b>+2:19.9</b>	94.6%	31	
11	73	CLEMENTS, Lucas	BC-SS 	1	1	1	2	5	<b>+2:21.4</b>	94.5%	30	
12	85	LEDINGHAM, Kenny	BC-VIB 	0	0	2	2	4	<b>+2:36.8</b>	93.8%	29	
13	83	GENDRON, Antoine	ON-CN 	0	2	0	0	2	<b>+2:49.9</b>	93.2%	28	
14	81	CARLSON, Taylor	USA 	3	0	1	0	4	<b>+2:56.8</b>	92.9%	27	
15	79	BAINE, Caelan	AB-FNS 	2	3	3	2	10	<b>+3:48.8</b>	90.5%	26	























# Summary of Final Results

## Canadian & North American Biathlon Championships 2023

### 16 March 2023

Valcartier, Québec

Time of Last Finish: 12:09 hrs

16	80	<b>DAVID, Patrick</b>	QC-SL		4 4 1 1 10	<b>+4:13.6</b>	89.4%	25	
17	86	<b>DES ALLIERS, Valère</b>	QC - PS		0 2 3 2 7	<b>+4:21.0</b>	89.1%	24	
18	78	<b>CHLEPKO, Matus</b>	AB-FNS		4 2 1 3 10	<b>+4:46.5</b>	88%	23	
19	82	<b>HAWES, Ewan</b>	BC-CN		2 4 4 3 13	<b>+5:02.2</b>	87.4%	22	
20	87	<b>BURKE, Gavin</b>	AB-FNS		3 2 4 1 10	<b>+6:07.5</b>	84.8%	21	
21	94	<b>SIEMENS, Max</b>	AB-FNS		1 1 4 0 6	<b>+6:11.7</b>	84.6%	20	
22	90	<b>LEMEE, Tobias</b>	AB-FNS		1 2 4 3 10	<b>+6:12.0</b>	84.6%	19	
23	91	<b>HANSEN, Taje</b>	BC-SS		3 2 4 4 13	<b>+6:17.4</b>	84.4%	18	
24	93	<b>HALTLI, Hudson</b>	PEI		3 1 1 3 8	<b>+6:35.1</b>	83.7%	17	
25	99	<b>JONES, Benjamin</b>	AB-FNS		3 1 3 4 11	<b>+6:39.6</b>	83.6%	16	
26	88	<b>HARMAN, Simon</b>	HT		3 1 3 2 9	<b>+6:42.8</b>	83.4%	15	
27	89	<b>MCCLEARY, Finn</b>	AB-FNS		3 3 3 3 12	<b>+7:34.8</b>	81.5%	14	
28	84	<b>SMITH, Jackson</b>	MB-RR		2 5 3 4 14	<b>+7:58.2</b>	80.7%	13	
29	92	<b>AITKEN, Braden</b>	BC-SS		4 3 4 4 15	<b>+8:16.6</b>	80.1%	12	
30	101	<b>BOT, Rory</b>	BC-SLN		2 0 2 3 7	<b>+8:32.5</b>	79.5%	11	
31	95	<b>URQUHART, Max</b>	AB-FNS		4 2 2 3 11	<b>+8:35.7</b>	79.4%	10	
32	103	<b>O'BRIEN, Chase</b>	YK		1 3 3 2 9	<b>+10:06.1</b>	76.5%	9	
33	100	<b>LUDWIG, Aiden</b>	SK-QV		3 2 3 5 13	<b>+10:24.4</b>	75.9%	8	Penalties: 2:00 11.3.3.a – penalty loop not done – 2 min
34	102	<b>VARIEUR, Phoenix</b>	ON-ELB		2 1 3 1 7	<b>+10:38.1</b>	75.5%	7	
35	97	<b>PUGH, Michael</b>	AB-FNS		4 2 3 5 14	<b>+11:05.4</b>	74.7%	6	
36	105	<b>MARTIN, William</b>	QC - PS		0 1 2 4 7	<b>+11:22.0</b>	74.2%	5	
37	98	<b>ROBINS, Keelan</b>	YK		5 1 3 3 12	<b>+11:45.7</b>	73.5%	4	Penalties: 2:00 11.3.3.a – penalty loop not done – 2 min
38	96	<b>LONDON, Matthew</b>	YK		4 3 3 4 14	<b>+12:32.4</b>	72.1%	3	Penalties:



# Summary of Final Results


## Canadian & North American Biathlon Championships 2023

### 16 March 2023

Valcartier, Québec

Time of Last Finish: 12:09 hrs

8.3.5 - CHP  
Crossfire

<b>39</b>	<b>104</b>	<b>THIVIERGE, Alex</b>	QC - Cr 	<b>4 2 3 4 13</b>	<b>+15:31.3</b>	<b>67.5%</b>	<b>2</b>	Penalties: 2:00 11.3.3.a – penalty loop not done – 2 min
-----------	------------	------------------------	---	-------------------	-----------------	--------------	----------	---

