
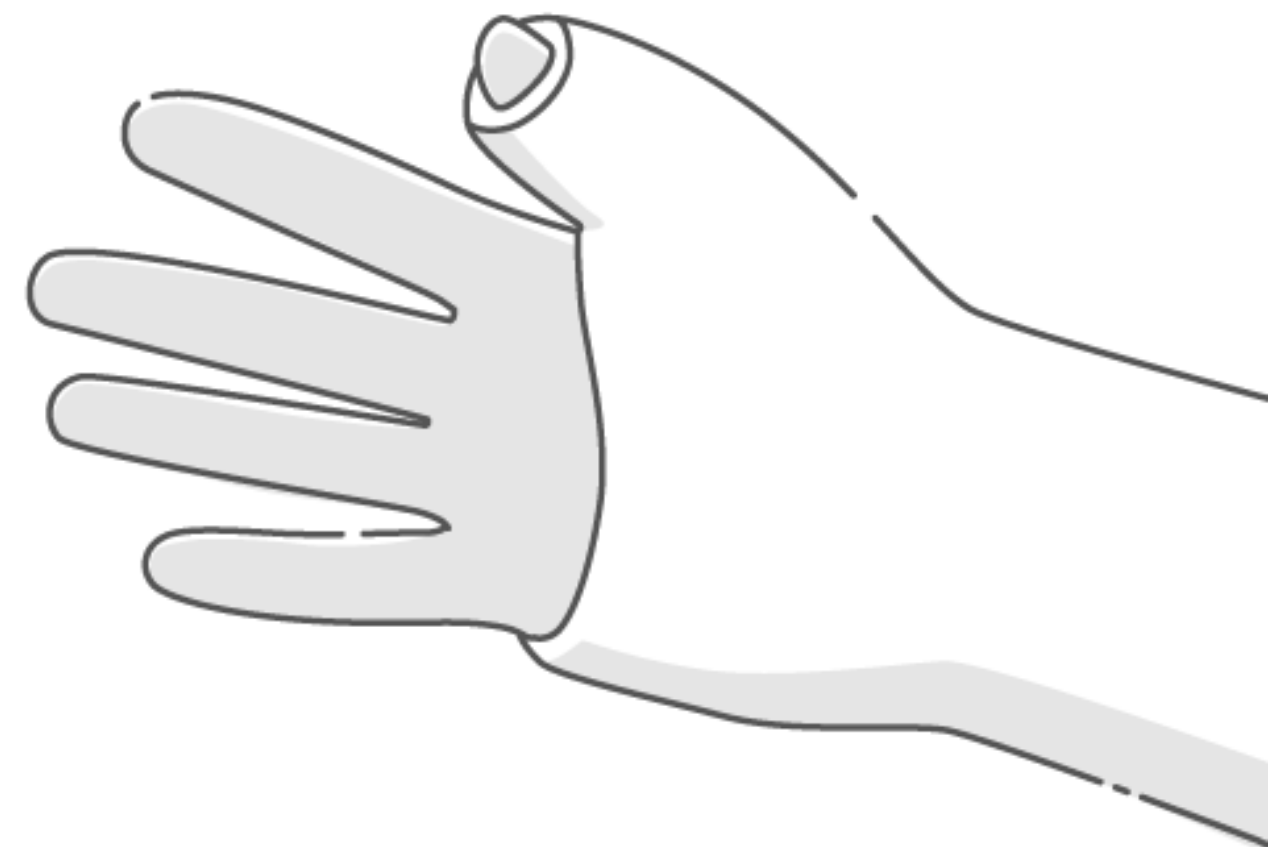


User Guide: PainWorth App



Login or Sign Up

- Let's get started! It's quick and easy to register for PainWorth with an email address and password.
- Returning back to the app? Just sign in with the email and password you used when you created your account.

The image shows a computer monitor displaying the PainWorth website's login and registration interface. The screen is divided into two main sections: 'Login' and 'Register', both featuring the PainWorth logo and a UK flag icon.

Login Form:

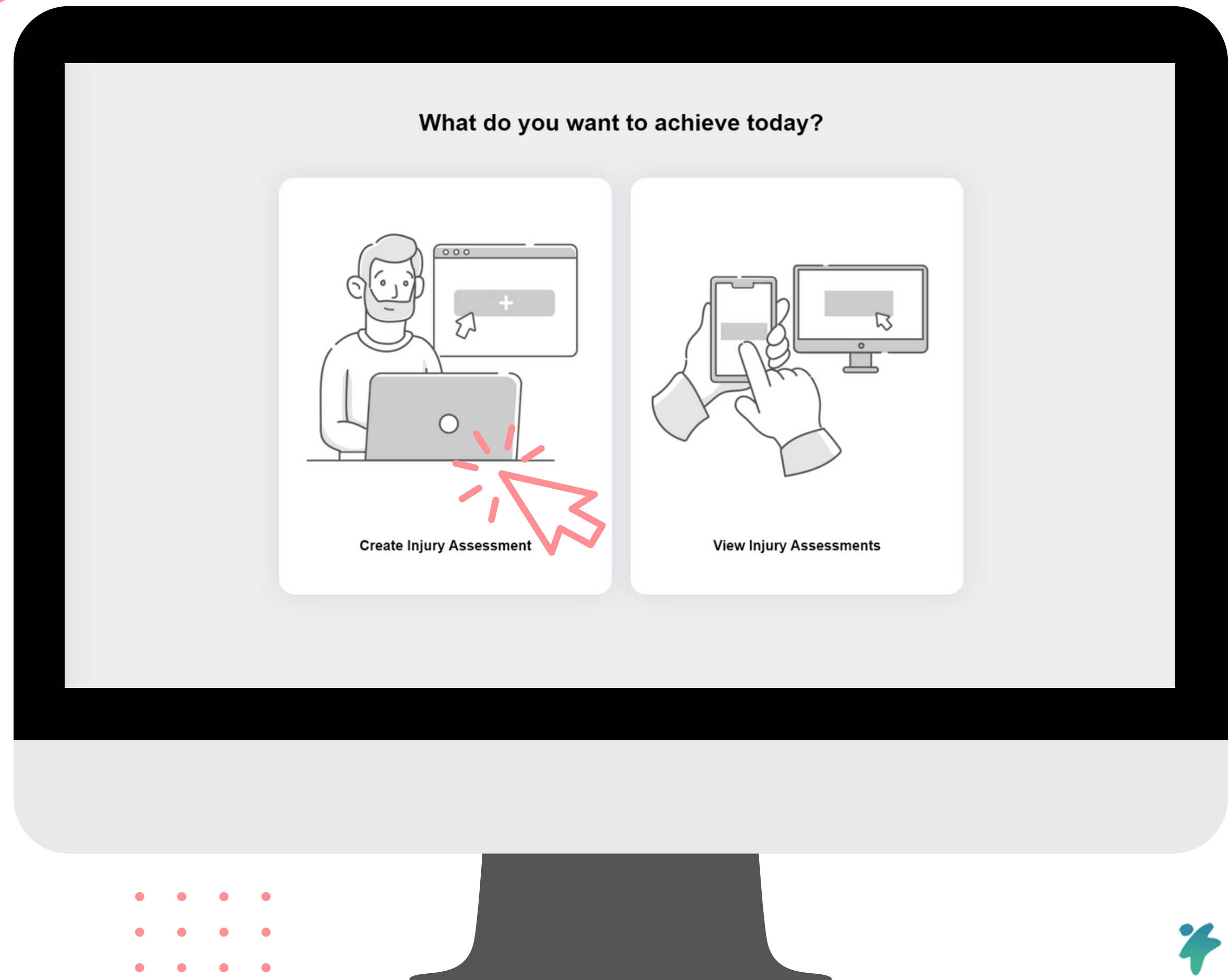
- Fields: Email Address, Password
- Options: ☐ Remember me, [Forgot password?](#)
- Buttons: Login, Cancel
- Footer: Not a member yet? [Register](#)

Register Form:

- Fields: Email Address *, Password *, Confirm password *
- Options: ☐ I have read and accept the [terms of service](#) and [privacy policy](#).
- Buttons: Register
- Footer: Already registered? [Login](#)

Creating an Injury Assessment

- After logging in, you can create a new injury assessment, or open a previously started one.
- **For now, let's start a new one.**



Incident Details

- On this page, add the:
 - Date of your incident
 - Incident location
 - If it was a motor vehicle incident
 - The extent of your liability (if you know it)
 - If the other driver was convicted of impaired or dangerous driving

1 Incident Details 2 Injuries 3 Care Providers 4 Loss Of Income 5 Loss Of Housekeeping 6 Additional Expenses Summary

About 'Incident Details'

Incident Date *
2022-03-21

Incident Location *
Alberta

Is Motor Vehicle Accident
☒ Yes ☐ No

Other Driver Convicted Of Impaired Or Dangerous Driving
☐ Yes ☒ No

Liability Discount
% 0

Next

Remember! You can always come back and edit these later!

Need Help?

- Each page has a useful dropdown menu to help you understand the type of information to enter, as well as how PainWorth uses that information to calculate your potential settlement value.

1 Incident Details 2 Injuries 3 Care Providers 4 Loss Of Income 5 Loss Of Housekeeping 6 Additional Expenses Summary

About 'Incident Details'

This information is about the incident which caused your injuries and it will determine how local laws will apply to your specific claim. Our platform works best for motor vehicle accidents and slip and falls, but it can be used with injuries of any type.

Incident Date * 2022-03-21

Incident Location * Alberta

Is Motor Vehicle Accident ☒ Yes ☐ No

Other Driver Convicted Of Impaired Or Dangerous Driving ☐ Yes ☒ No

Liability Discount % 0

Next

Remember! You can always come back and edit these later!

Injuries

- Here, you will input the nature of your injury.
- Has your injury been resolved? If not, is it expected to be resolved? If so, when?
- Is your treatment ongoing?

English jacob.cathro@gmail.com

1 Incident Details 2 Injuries 3 Care Providers 4 Loss Of Income 5 Loss Of Housekeeping 6 Additional Expenses Summary

About 'Injuries'

Add New Injury

Select Injury Keyword...

Back

Severity *

Partially recovered, lasting but not severe imp

Is the injury resolved or expected to be resolved?

☐ Yes ☒ No

Is Treatment Ongoing

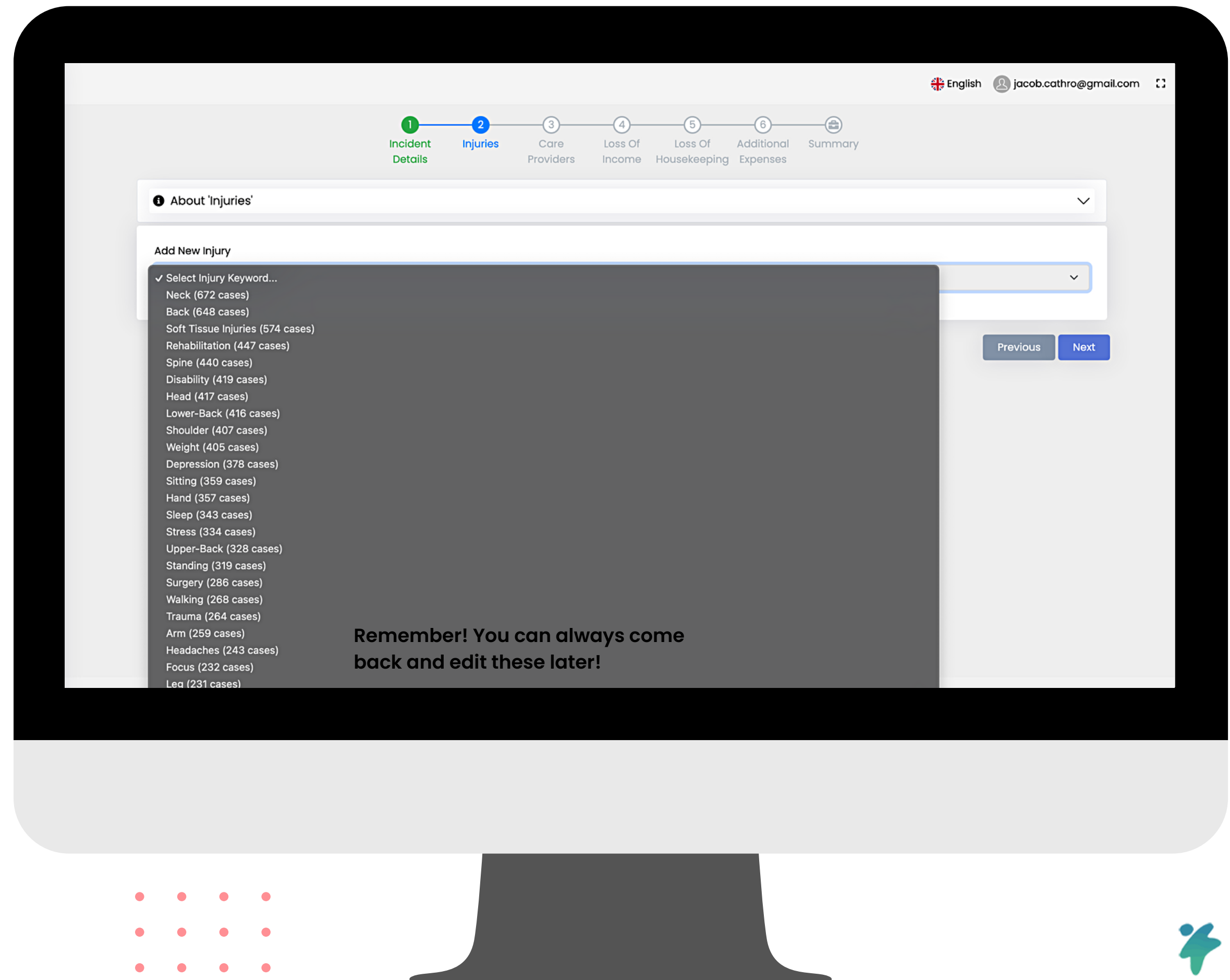
☒ Yes ☐ No

Previous Next

Remember! You can always come back and edit these later!

Injuries Continued...

- The convenient dropdown menu will allow you to specify the exact area which you have sustained your injury.
- You can see how many cases in the PainWorth database associate with each type of injury.



Injuries Continued...

- Have multiple injuries? Add them!
- Please note that adding more injuries won't necessarily increase the value of your settlement. The important thing is to capture an accurate assessment of your injuries.

The screenshot shows a web application interface for adding injuries. At the top, there is a progress bar with six steps: 1. Incident Details, 2. Injuries (current step), 3. Care Providers, 4. Loss Of Income, 5. Loss Of Housekeeping, 6. Additional Expenses, and a final Summary step. The user is logged in as 'jacob.cathro@gmail.com' and the language is set to 'English'.

The main form is titled 'About 'Injuries'' and has a section for 'Add New Injury'. Below this, there are three injury cards: 'Back', 'Neck', and 'Headaches'. Each card has a 'Severity' dropdown menu and a question 'Is the injury resolved or expected to be resolved?' with 'Yes' and 'No' radio buttons. The 'Neck' card is currently open, showing a list of severity options: 'Mostly recovered, short-lived and minor impact' (checked), 'Partially recovered, lasting but not severe impact', 'Little to no recovery, lasting with moderate impact', 'No recovery, permanent with high impact', and 'No recovery, permanent with catastrophic impact'. Below the severity options is a question 'Is Treatment Ongoing?' with 'Yes' and 'No' radio buttons.

At the bottom of the form, there is a reminder: 'Remember! You can always come back and edit these later!'. There are 'Previous' and 'Next' buttons at the bottom right.

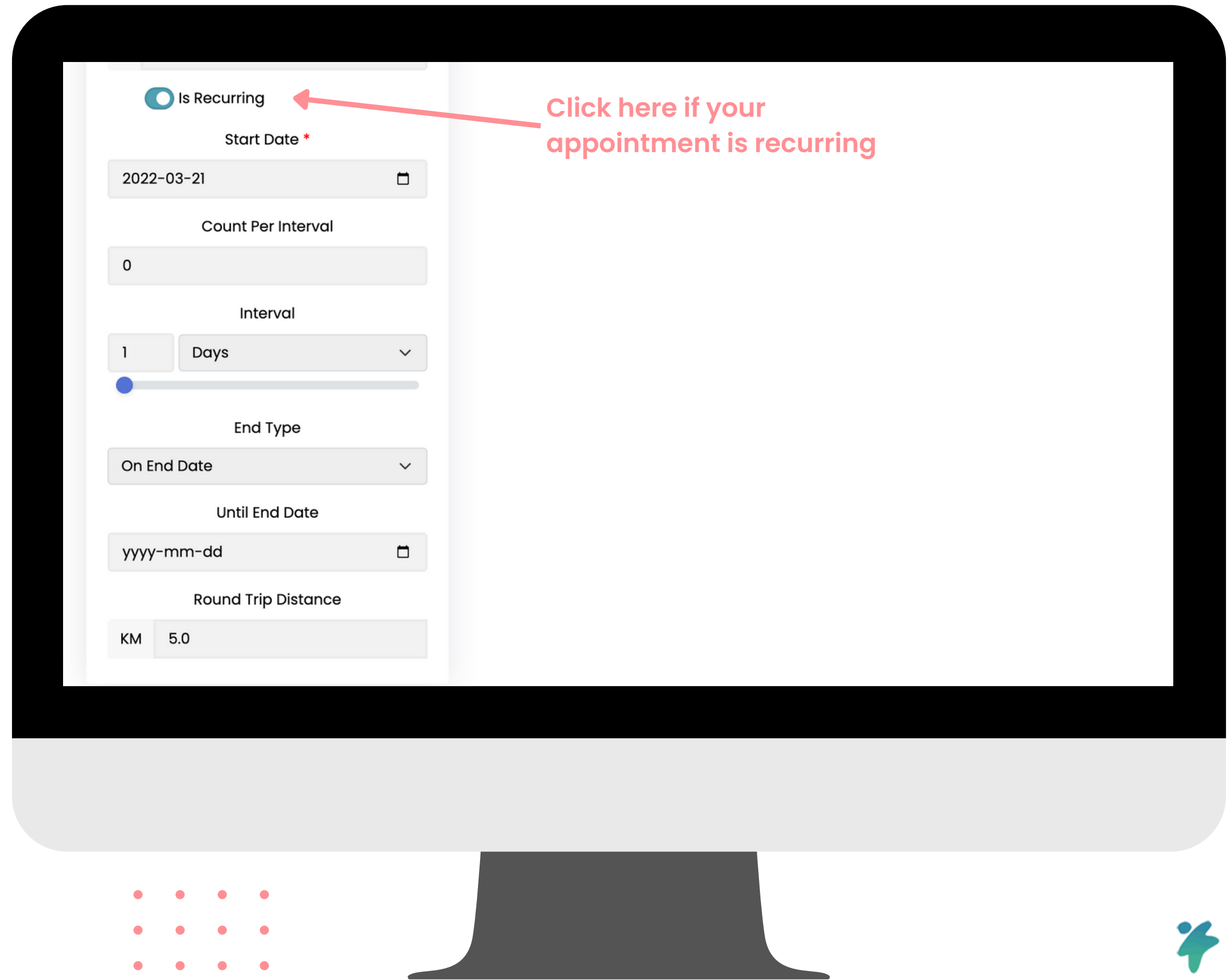
Care Providers

- On this page, input:
 - The type of care you received
 - The cost of that care
 - The date(s) you received that care
 - The round trip distance to attend that care
 - If the care was/is recurring (if so, for how long?)
- You can add multiple care providers.

The screenshot shows a web application interface for 'Care Providers'. At the top, there is a progress bar with six steps: 1. Incident Details, 2. Injuries, 3. Care Providers (highlighted), 4. Loss Of Income, 5. Loss Of Housekeeping, and 6. Additional Expenses. The user is logged in as 'jacob.cathro@gmail.com' and the language is set to 'English'. Below the progress bar, there is a dropdown menu labeled 'About 'Care Providers'' with a downward arrow. Underneath, there is a button labeled '+ Add Care Provider Visit'. A modal form is open for adding a new visit. The form contains the following fields: 'Description' (with the text 'Physiotherapist'), 'Amount' (with the value '\$ 135'), 'Is Recurring' (a toggle switch), 'Date' (with the value '2022-03-21' and a calendar icon), and 'Round Trip Distance' (with the value 'KM 5'). At the bottom of the modal, there is a reminder: 'Remember! You can always come back and edit these later!'. To the right of the reminder are two buttons: 'Previous' and 'Next'. The entire interface is displayed on a computer monitor.

Recurring Appointments

- If your appointments are recurring, you can enter them by selecting "Is Recurring" in the app.
- **Then, enter:**
 - When the appointments started
 - How many appointments you have in a certain interval
 - What the interval is (eg. per week, month, year)
 - When the appointments ended



The screenshot shows a form for creating a recurring appointment. A red arrow points to the "Is Recurring" toggle, which is currently turned on. The form includes the following fields:

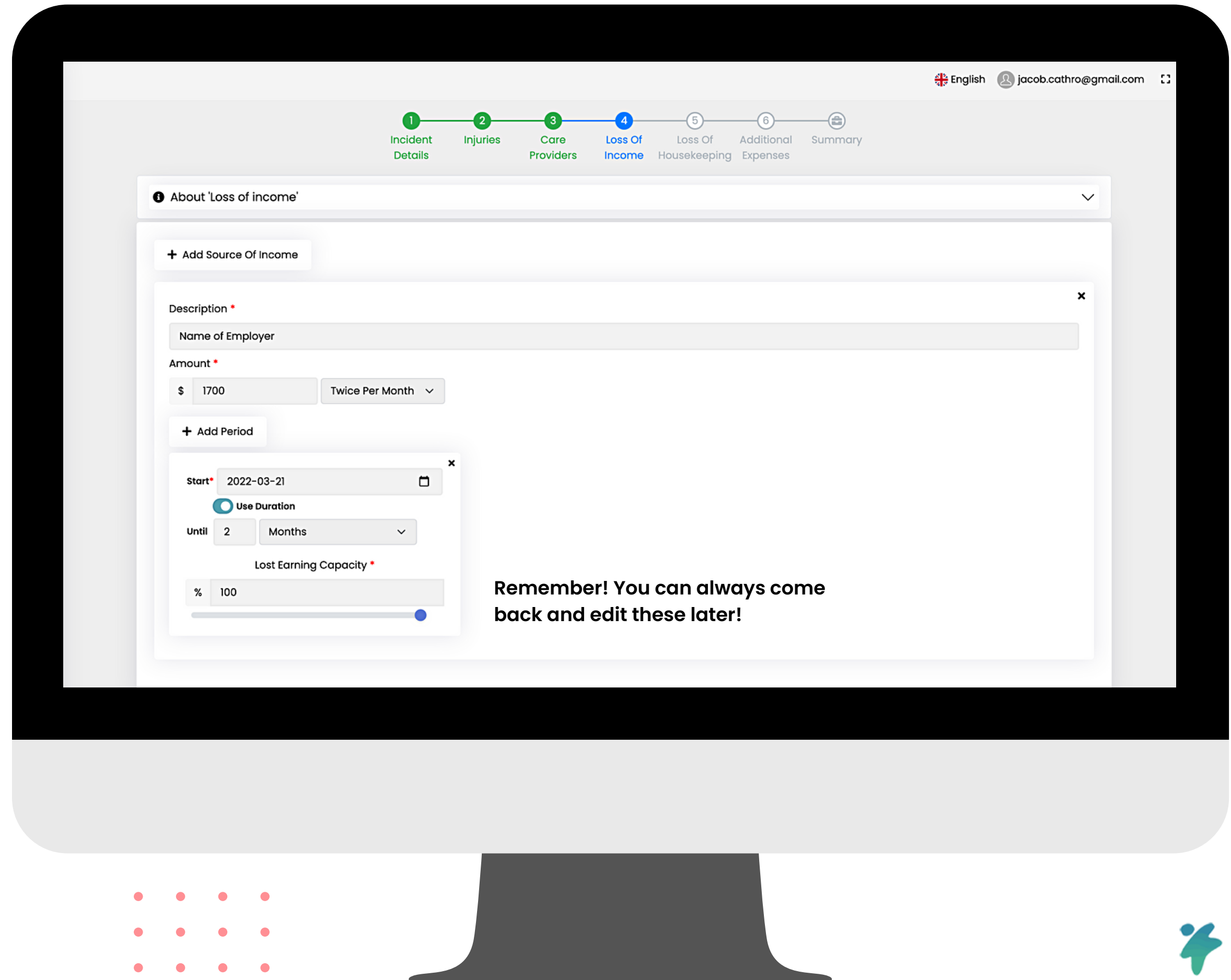
- Is Recurring:** A toggle switch that is currently turned on.
- Start Date *:** A date field showing "2022-03-21" with a calendar icon.
- Count Per Interval:** A numeric input field showing "0".
- Interval:** A dropdown menu showing "1" and "Days" with a checkmark icon.
- End Type:** A dropdown menu showing "On End Date" with a checkmark icon.
- Until End Date:** A date field showing "yyyy-mm-dd" with a calendar icon.
- Round Trip Distance:** A field showing "KM" and "5.0".

A red text annotation "Click here if your appointment is recurring" is positioned to the right of the "Is Recurring" toggle, with a red arrow pointing to it.



Loss of Income

- On this page, input:
 - The name of your employer
 - The amount you are paid in a specific pay period
 - How long you have/will have had lost income for
 - How much of your total income you have lost in that period, due to your injuries.
- You can add multiple sources of income.



The screenshot shows a web application interface for 'Loss of Income'. At the top, there is a progress bar with six steps: 1. Incident Details, 2. Injuries, 3. Care Providers, 4. Loss Of Income (highlighted), 5. Loss Of Housekeeping, 6. Additional Expenses, and a final step for Summary. The user is logged in as 'jacob.cathro@gmail.com' in English.

The main form is titled 'About 'Loss of income'' and includes a '+ Add Source Of Income' button. The form fields are as follows:

- Description ***: A text input field containing 'Name of Employer'.
- Amount ***: A text input field containing '\$ 1700' and a dropdown menu set to 'Twice Per Month'.
- + Add Period**: A button to add a new period.
- Start ***: A date input field showing '2022-03-21'.
- Use Duration**: A radio button that is selected.
- Until**: A dropdown menu showing '2' and 'Months'.
- Lost Earning Capacity ***: A slider input field showing '% 100'.

A reminder text on the right side of the form states: 'Remember! You can always come back and edit these later!'.

Loss of Housekeeping

- On this page, input:
 - The hours of housekeeping you complete weekly
 - The duration you have/will have lost your ability to complete this housekeeping
 - How much of your total housekeeping capacity you have/will have lost in this period, due to your injuries
- You can add multiple housekeeping periods.

The screenshot displays a web application interface for a form titled "Loss of Housekeeping". At the top, a progress bar shows seven steps: 1. Incident Details, 2. Injuries, 3. Care Providers, 4. Loss Of Income, 5. Loss Of Housekeeping (highlighted in blue), 6. Additional Expenses, and 7. Summary. The user is logged in as "jacob.cathro@gmail.com" in English.

The main form area is titled "About 'Loss of Housekeeping'". It contains the following fields:

- Normal Housekeeping Hours Per Week ***: A text input field with the value "4".
- + Add Loss of Housekeeping Period**: A button to add a new period.
- Start ***: A date picker showing "2022-03-21".
- Use Duration**: A radio button that is selected.
- Until**: A field showing "3" and a dropdown menu set to "Months".
- Lost Housekeeping Capacity ***: A slider input field showing a percentage of "50".

At the bottom of the form, there is a message: "Remember! You can always come back and edit these later!". Navigation buttons for "Previous" and "Next" are located at the bottom right.

Additional Expenses

- On this page, input:
 - Your out-of-pocket expenses accrued directly as a result of your injuries
 - The dollar amount & if the expense was/is recurring
 - The date(s) and round trip distance to arrive at that expense
- Expenses can include parking, public transit, taxis, etc. that are directly necessary due to your injuries.

English jacob.cathro@gmail.com

1 Incident Details 2 Injuries 3 Care Providers 4 Loss Of Income 5 Loss Of Housekeeping 6 Additional Expenses Summary

About 'Additional Expenses'

+ Add Out of Pocket Expense

Description *

Parking at Physiotherapist

Amount *

\$ 9

☐ Is Recurring

Date *

2022-03-21

Round Trip Distance

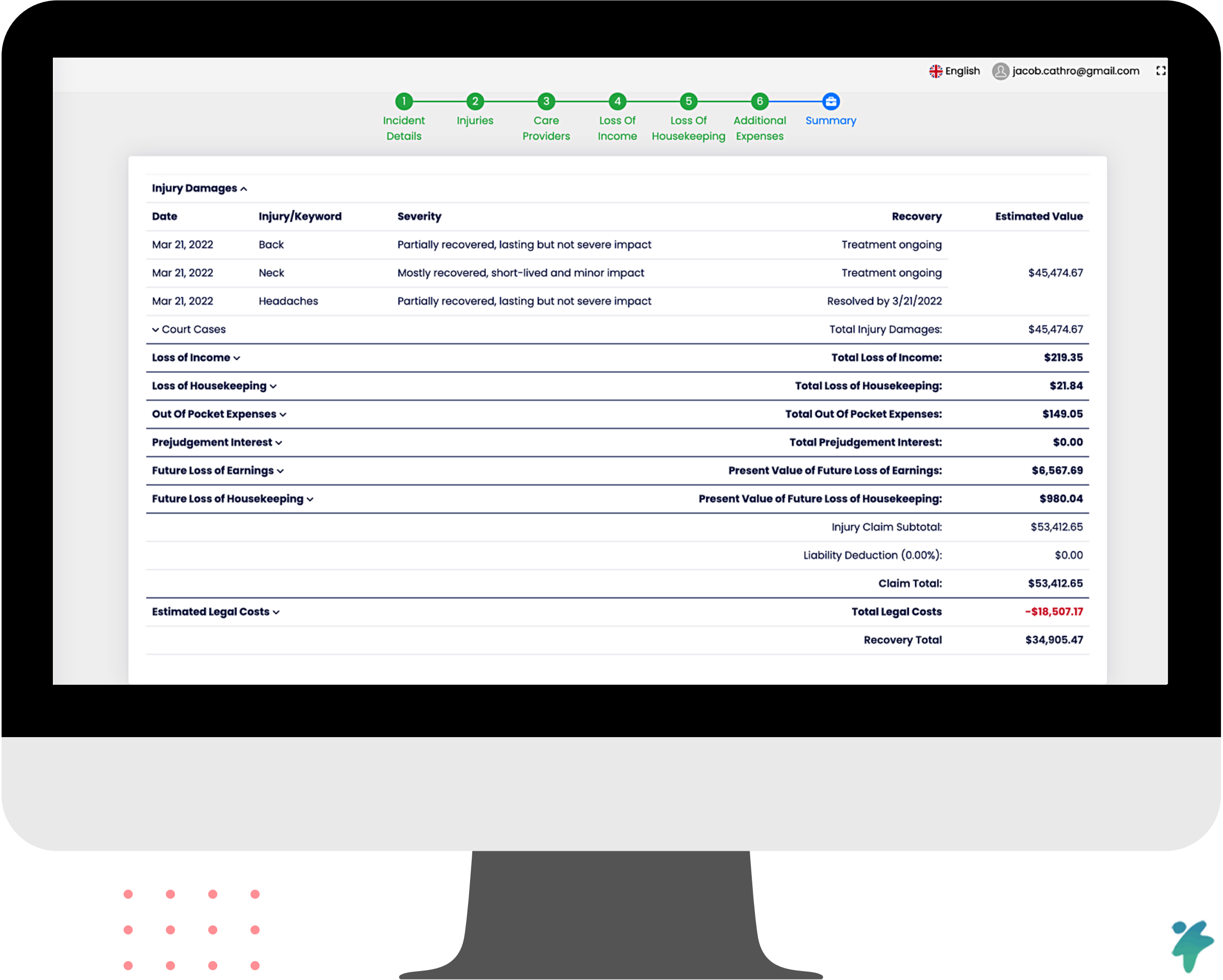
KM 5

Remember! You can always come back and edit these later!

Previous Next

Summary

- Voila! The PainWorth magic has been completed!
- Here, you can see the estimated value of your:
 - Injuries
 - Loss of Income
 - Loss of Housekeeping
 - Future Loss of Earnings
 - Future Loss of Housekeeping
- PainWorth will also provide the estimated legal costs of your claim.

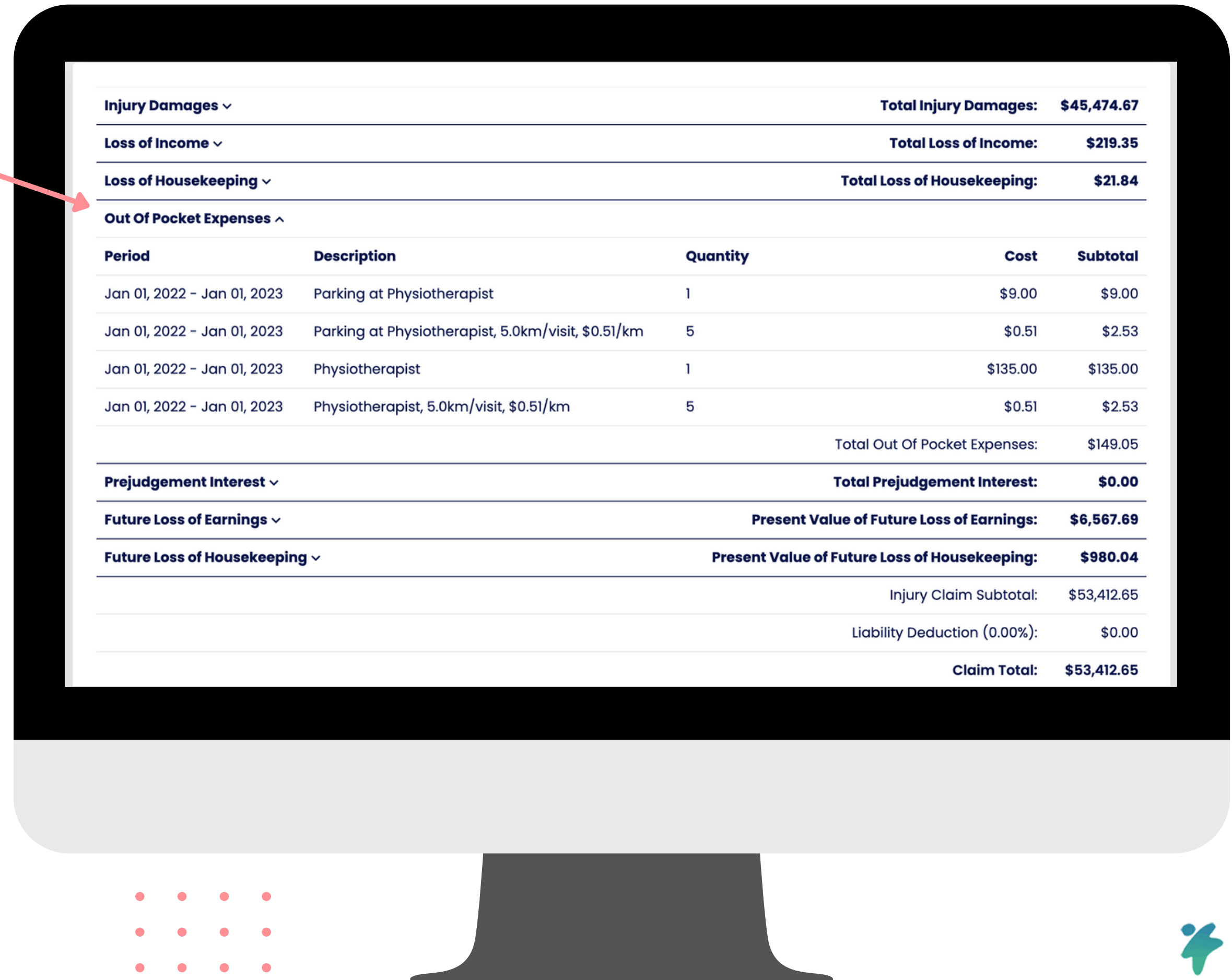


The screenshot displays the 'Summary' page of the PainWorth application. At the top, a progress bar shows six steps: 1. Incident Details, 2. Injuries, 3. Care Providers, 4. Loss Of Income, 5. Loss Of Housekeeping, and 6. Additional Expenses. The 'Summary' step is currently active. Below the progress bar, a table titled 'Injury Damages ^' provides a detailed breakdown of the claim. The table includes columns for Date, Injury/Keyword, Severity, Recovery, and Estimated Value. It lists three injuries: Back, Neck, and Headaches, all dated Mar 21, 2022. The table also shows the total injury damages, loss of income, loss of housekeeping, out of pocket expenses, and future loss of earnings. Finally, it calculates the claim total, estimated legal costs, and the final recovery total.

Injury Damages ^					
Date	Injury/Keyword	Severity	Recovery	Estimated Value	
Mar 21, 2022	Back	Partially recovered, lasting but not severe impact	Treatment ongoing		
Mar 21, 2022	Neck	Mostly recovered, short-lived and minor impact	Treatment ongoing	\$45,474.67	
Mar 21, 2022	Headaches	Partially recovered, lasting but not severe impact	Resolved by 3/21/2022		
v Court Cases				Total Injury Damages:	\$45,474.67
Loss of Income v				Total Loss of Income:	\$219.35
Loss of Housekeeping v				Total Loss of Housekeeping:	\$21.84
Out Of Pocket Expenses v				Total Out Of Pocket Expenses:	\$149.05
Prejudgement Interest v				Total Prejudgement Interest:	\$0.00
Future Loss of Earnings v				Present Value of Future Loss of Earnings:	\$6,567.69
Future Loss of Housekeeping v				Present Value of Future Loss of Housekeeping:	\$980.04
				Injury Claim Subtotal:	\$53,412.65
				Liability Deduction (0.00%):	\$0.00
				Claim Total:	\$53,412.65
Estimated Legal Costs v				Total Legal Costs	-\$18,507.17
				Recovery Total	\$34,905.47

Expanded Summary

- You can expand any one of the heads of damage in the summary of your case by clicking on it.
- Here, you can see an exact breakdown of the calculations that lead to the dollar value given for that category and how it contributed to your overall settlement value.



Injury Damages ▾				Total Injury Damages:	\$45,474.67
Loss of Income ▾				Total Loss of Income:	\$219.35
Loss of Housekeeping ▾				Total Loss of Housekeeping:	\$21.84
Out Of Pocket Expenses ^					
Period	Description	Quantity	Cost	Subtotal	
Jan 01, 2022 - Jan 01, 2023	Parking at Physiotherapist	1	\$9.00	\$9.00	
Jan 01, 2022 - Jan 01, 2023	Parking at Physiotherapist, 5.0km/visit, \$0.51/km	5	\$0.51	\$2.53	
Jan 01, 2022 - Jan 01, 2023	Physiotherapist	1	\$135.00	\$135.00	
Jan 01, 2022 - Jan 01, 2023	Physiotherapist, 5.0km/visit, \$0.51/km	5	\$0.51	\$2.53	
				Total Out Of Pocket Expenses:	\$149.05
Prejudgement Interest ▾				Total Prejudgement Interest:	\$0.00
Future Loss of Earnings ▾				Present Value of Future Loss of Earnings:	\$6,567.69
Future Loss of Housekeeping ▾				Present Value of Future Loss of Housekeeping:	\$980.04
				Injury Claim Subtotal:	\$53,412.65
				Liability Deduction (0.00%):	\$0.00
				Claim Total:	\$53,412.65

- Where did these figures come from? The PainWorth formula automatically cites case law specific to your injuries, and displays the amount awarded by a court of law in each of them.
- You can see the province, year, awarded amount, and similarities between your injuries and those of the plaintiff in each case.

English
jacob.cathro@gmail.com

Province	Title	Year	Award Amount	Inflation Adjusted	Matching Injuries	Other Injuries
British Columbia	Odlan v. Carriere 2016 BCSC 11 2 (CanLII)	2016	\$100,000	\$105,140	Neck 17.0% Back 4.7% Headaches 3.1%	Stress 0.1%
British Columbia	Spurgeon v. Smith 2009 BCSC 15 26 (CanLII)	2009	\$50,000	\$59,003	Neck 13.0% Back 3.0% Headaches 1.3%	Disability 3.1%
British Columbia	Parwani v. Sekhon 2009 BCSC 1 280 (CanLII)	2009	\$25,000	\$29,502	Back 8.7% Neck 2.8% Headaches 0.2%	Spine 2.2% Standing 0.1%
British Columbia	Predinchuk v. Spencer 2009 BCSC 1396 (CanLII)	2009	\$80,000	\$94,406	Neck 11.1% Back 10.3% Headaches 1.8%	Spine 2.0% Head 1.0% Standing 1.0% Soft Tissue Injuries 0.2% Whiplash 0.1% +3 other(s)
British Columbia	Embleton v. Innes 2013 BCSC 851 (CanLII)	2013	\$60,000	\$65,961	Neck 15.9% Headaches 1.9% Back 0.0%	Shoulder 3.5% Weight 0.9% Lower-Back 0.1%
British Columbia	Bittante v. Zichy 2008 BCSC 7 28 (CanLII)	2008	\$45,000	\$53,243	Neck 17.9% Headaches 16.8% Back 9.5%	Head 5.6% Upper-Back 2.3% Spine 1.2% Arm 1.1% Chest 0.7% +5 other(s)



Viewing Specific Cases


- Want even more data? Click into any of the associated pieces of case law to view the court documents in their entirety, from each displayed case.
- These cases are public information and are available through www.canlii.org.



Questions? Feedback?

Get in touch! We're committed to always making the service better for our customers.

Head to painworth.com/contact-us



Thank You