






Build Your Own Mother's Day Crown!

- 1. Cut each band and flower out carefully.
- 2. Glue three band pieces together so it is one long flat strip (do not close bands into a headband yet).
- 3. Arrange flowers on headband in whatever way you like then glue or tape down (example crown below).
- 4. Once finished, glue the two ends of the band together to desired fit. We recommend using tape first to adjust fit then glueing it down.





FOR
ADLEY

