

### Fund Details

Name: **Retail Share Class**  
 Domicile: Luxembourg  
 Fund currency: USD  
 Authorised for distribution: CSSF  
 Fund type: UCITS / SICAV  
 Total Net Assets: 85.15 million USD  
 Number of Holdings: 28

ISIN: LU1846739750  
 Share class: **D USD**  
 Launch date: 29 November 2018  
 Share class currency: USD  
 Financial year end: 31 December  
 Ongoing charges: 2.3 %  
 Redemption price: USD 146.28

ISIN: LU1846739917  
 Share class: **D EUR**  
 Launch date: 29 November 2018  
 Share class currency: EUR  
 Financial year end: 31 December  
 Ongoing charges: 2.3 %  
 Redemption price: EUR 138.49

ISIN: LU1846740097  
 Share class: **C EUR**  
 Launch date: 21 February 2019  
 Share class currency: EUR  
 Financial year end: 31 December  
 Ongoing charges: 1.5 %  
 Redemption price: EUR 139.35

### Partners



Mark Mobius

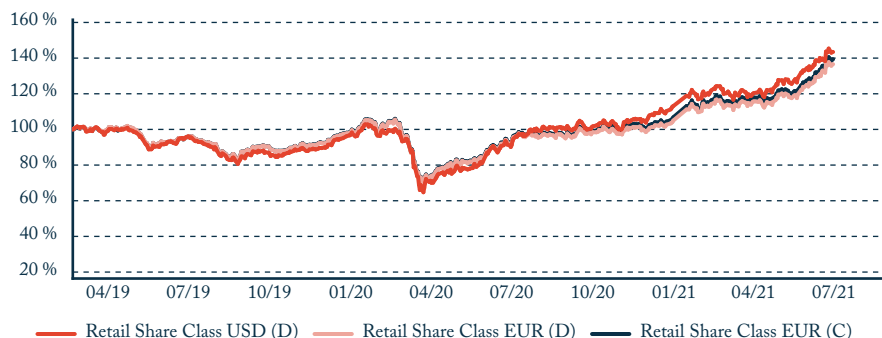


Carlos Hardenberg

### Investment Strategy

The Fund's objective is to deliver long term absolute returns by investing in emerging and frontier market equities. The Fund will identify companies with resilient business models which are undervalued and mispriced. The Fund does not use any benchmark and follows an active investment style by partnering with portfolio companies to unlock value. This is achieved by engaging with stakeholders to improve corporate governance, set out a broader ESG pathway and act as a catalyst for wider operational and financial improvements.

### Performance since 21.02.2019



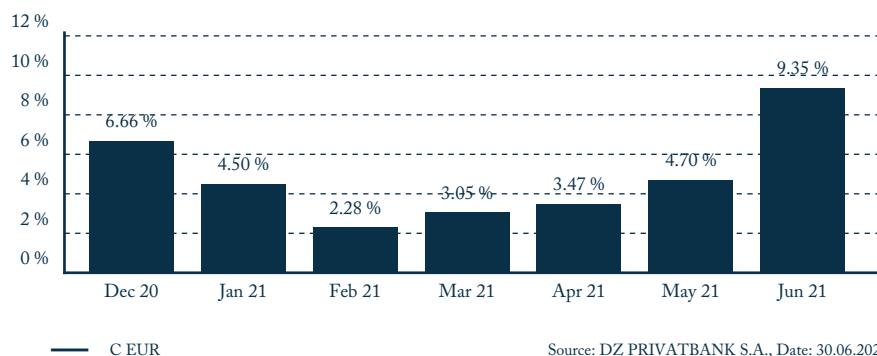
Source: DZ PRIVATBANK S.A., Date: 30.06.2021

### Accumulated Performance

	YTD	1 Month	3 Months	6 Months	1 Year	Since Inception
D USD	26.85 %	6.88 %	19.58 %	26.85 %	59.14 %	45.74 %
D EUR	30.09 %	9.31 %	18.30 %	30.09 %	49.91 %	38.46 %
C EUR	30.49 %	9.35 %	18.46 %	30.49 %	51.86 %	39.35 %

Source: DZ PRIVATBANK S.A., Date: 30.06.2021

### Monthly Performance



Source: DZ PRIVATBANK S.A., Date: 30.06.2021

### Commentary

June was another strong month for the Mobius Emerging Markets Fund with the NAV appreciating by 6.9% (Retail D USD) and 9.4% (Retail C Euro) respectively, thereby outperforming the MSCI EM Mid Cap Index by 14% YTD (US\$). MEMF is leading the Morningstar Peer Group (137 global EM small and mid-cap funds) by a wide margin year-to-date (as of 30.06.2021). Furthermore, with a return of over 27% YTD (US\$), MEMF would be ranked among the top 5 funds out of more than 2,100 funds in the Morningstar GEM universe. The significant outperformance has been driven by stock selection based on a clearly differentiated strategy that focuses on fundamentals, a concentrated portfolio, a high active share of over 96%, and tailored engagement with every portfolio company. Despite several uncertainties regarding the Fed's monetary policy and renewed Covid-19 outbreaks, fund flows into emerging markets tripled in June compared to May and stood at \$28.1bn, according to the Institute for International Finance (IIF). During June, the strongest performers in the portfolio were Taiwanese IC design house eMemory Technology (+3.3%), followed by Indian steel pipes producer APL Apollo (+1.5%) and Indian software company Persistent Systems (+1.2%). The detractors in June have been minimal. South African pharmacy chain Clicks Group detracted -0.3% from the fund's performance, followed by Turkish software company Logo Yazilim (-0.2%) and Taiwanese semiconductor company Parade Technologies (-0.2%). Please see the Q2 Manager Commentary for more detail on the portfolio and performance of the fund during the last three months.

The Q2 Manager Commentary can be downloaded on the manager's website: [www.mobiuscapitalpartners.com](http://www.mobiuscapitalpartners.com)

### Investor Profile

The Mobius Emerging Markets Fund has no required minimum holding period and is designed for long-term investment (at least five years). It is intended for both institutional and retail investors. As the Fund invests in equities it may therefore be subject to volatility. This requires an elevated risk tolerance and capacity.

### Opportunities

- + Focus on dynamic small and mid-sized companies in many of the fastest growing economies in the world
- + Fundamental bottom-up research process identifies resilient business models which are undervalued and mispriced
- + Lower ESG standards in emerging and frontier markets offer a unique opportunity for active engagement approach
- + Create value by delivering a clear ESG pathway for our portfolio companies
- + Concentrated portfolio allows a customised engagement strategy for each company

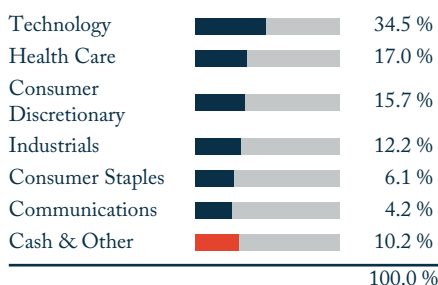
### Risks

- The Fund pursues a very active management style. Its performance may therefore deviate considerably from that of a comparable market return
- Pronounced fluctuations in price are characteristic of emerging and frontier economies. Other characteristics include specific risks such as lower market transparency, regulatory hurdles, illiquidity of markets as well as political and social challenges
- Investments via Shanghai or Shenzhen Stock Connect are subject to additional risks, in particular quota limitations, custody risk, clearing/settlement risk and counterparty risk
- Focusing intentionally on stocks in small and medium cap companies may entail additional risks (e.g. lower liquidity)

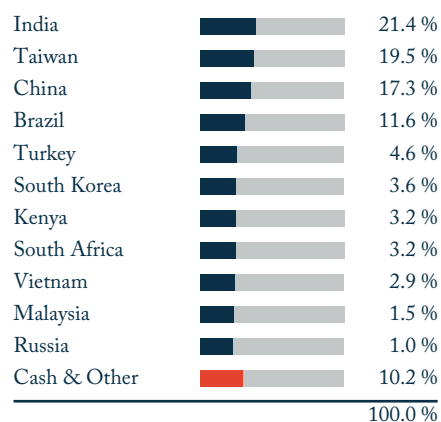
### Contact

Anna von Hahn  
 Tel: +44 (0) 7852 882 770  
 Mail: [anna@mobiuscapitalpartners.com](mailto:anna@mobiuscapitalpartners.com)  
<https://www.mobiuscapitalpartners.com/>

### Sector Breakdown



### Geographical Breakdown



Source: DZ PRIVATBANK S.A., Date: 30.06.2021

### Top 10 Holdings

	Holding	Country	Industry	% MEMF Portfolio
1.	eMemory Technology Inc	Taiwan	Technology	9.3 %
2.	Apollo Tubes Ltd	India	Industrials	7.8 %
3.	Persistent Systems Ltd	India	Technology	7.7 %
4.	EC Healthcare Ltd.	China	Health Care	6.2 %
5.	PolyCab India	India	Industrials	4.5 %
6.	AK Medical Holdings	China	Health Care	4.5 %
7.	Yum China Holdings Inc	China	Consumer Discretionary	3.8 %
8.	LEENO Industrial	South Korea	Technology	3.6 %
9.	Safaricom PLC	Kenya	Communications	3.2 %
10.	Clicks Group	South Africa	Consumer Staples	3.2 %

Source: DZ PRIVATBANK S.A., Date: 30.06.2021

### Key Figures

	YTD 2021	3 Months	6 Months	1 Year	Since Inception
Volatility	17.41 %	16.46 %	17.41 %	15.68 %	19.46 %
Max Drawdown	-5.05 %	-3.52 %	-5.05 %	-5.05 %	-35.20 %
Sharpe Ratio	4.16	5.98	4.16	3.36	0.81

Source: DZ PRIVATBANK S.A., Date: 30.06.2021

**Disclaimer:** This document has been issued by Mobius Capital Partners LLP pursuant to section 21(2)(a) of the Financial Services and Markets Act 2000 (as amended). This document is for information purposes only and does not constitute an offer to anyone, or a solicitation by anyone, to subscribe for shares of Mobius Emerging Markets Fund (the "Fund") or any other sub-fund of Mobius SICAV. Nothing in this document should be construed as investment advice or a recommendation to buy or sell shares. We recommend you discuss any investment decisions with a financial adviser. The information in this document is as at the last working day of the previous month. You should note that your capital is at risk with this investment. The value of shares in the Fund may fluctuate and you may get back less than you invested. Past performance is not a guide to future performance. The Fund is subject to various other risks and you should refer to the Prospectus for more information. The Fund is a sub-fund of Mobius SICAV, a UCITS fund incorporated as a Société Anonyme in Luxembourg and organised as a Société d'investissement à Capital Variable (SICAV). This information is only directed at persons residing in jurisdictions where the Fund and its shares are authorised for distribution or where no such authorisation is required. Mobius Capital Partners LLP has used all reasonable efforts to ensure the accuracy of the information contained in this document but makes no guarantee or representation as to the reliability, completeness or accuracy of such information. Subscriptions for shares of the Fund should only be made on the basis of the latest Prospectus and Key Investor Information Document relating to the shares, together with the latest annual report and any subsequent interim report of Mobius SICAV (if published), copies of which are available (in English) at [www.mobiuscapitalpartners.com/fund](http://www.mobiuscapitalpartners.com/fund). Mobius Capital Partners LLP is authorised and regulated by the Financial Conduct Authority in the United Kingdom. Its registered office is 130 Jermyn Street, London, England, SW1Y 4UR, United Kingdom.