

Fund Details

Name: **Founders Share Class**
 Domicile: Luxembourg
 Fund currency: USD
 Authorised for distribution: CSSF
 Fund type: UCITS / SICAV
 Min. initial investment: EUR 100,000.00
 Min. subsequent investment: EUR 1,000.00
 Total Net Assets: 54.38 million USD
 Number of Holdings: 28

ISIN: LU1846740923
 Share class: **CUSD**
 Launch date: 24 September 2018
 Share class currency: USD
 Financial year end: 31 December
 Income utilisation: Accumulating
 Ongoing charges: 1.1 %
 Redemption price: USD 117.99

ISIN: LU1851963725
 Share class: **CEUR**
 Launch date: 24 September 2018
 Share class currency: EUR
 Financial year end: 31 December
 Income utilisation: Accumulating
 Ongoing charges: 1.1 %
 Redemption price: EUR 113.57

Partners



Mark Mobius

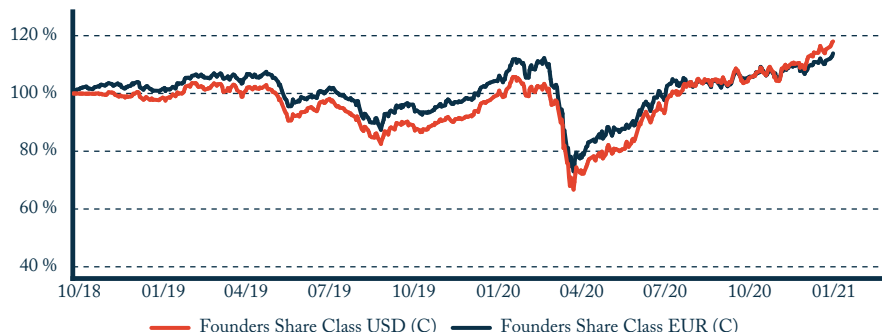


Carlos Hardenberg

Investment Strategy

The Fund's objective is to deliver long term absolute returns by investing in emerging and frontier market equities. The Fund will identify companies with resilient business models which are undervalued and mispriced. The Fund does not use any benchmark and follows an active investment style by partnering with portfolio companies to unlock value. This is achieved by engaging with stakeholders to improve corporate governance, set out a broader ESG pathway and act as a catalyst for wider operational and financial improvements.

Performance since 24.09.2018



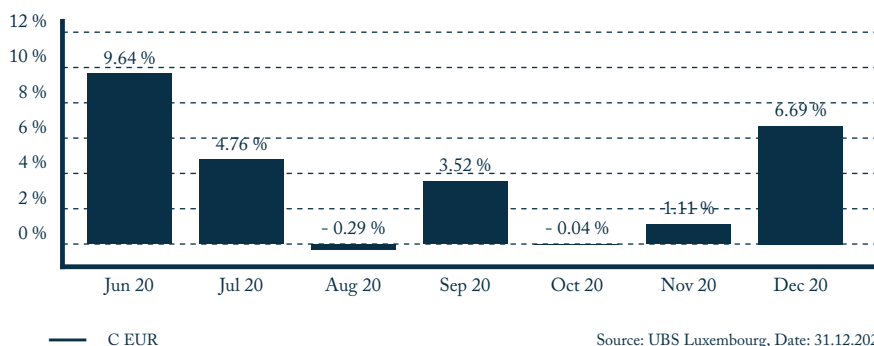
Source: UBS Luxembourg, Date: 31.12.2020

Accumulated Performance

	YTD	1 Month	3 Months	6 Months	1 Year	Since Inception
C USD	18.74 %	8.83 %	12.20 %	26.68 %	18.74 %	18.01 %
C EUR	9.24 %	6.69 %	7.83 %	16.60 %	9.24 %	13.88 %

Source: UBS Luxembourg, Date: 31.12.2020

Monthly Performance



Source: UBS Luxembourg, Date: 31.12.2020

Commentary

December saw the continuation of the strong performance of the Mobius Emerging Markets Fund with the NAV increasing by 8.8% (Founders C USD) and 6.7% (Founders C Euro) respectively. (Please see Institutional and Retail factsheets for details on performance of other individual share classes). In 2020, the MEMF outperformed the MSCI Emerging Markets Mid Cap Index (USD) by more than 8%. Despite renewed COVID-19 related lockdowns in Europe, emerging markets continued their rally since the March lows driven by the hopes of a swift recovery as a result of the vaccine roll-out and the expectations of a continued weak USD as a second U.S stimulus package was passed by Congress and signed by President Trump.

For the Mobius Emerging Markets Fund, stock selection in general and in India in particular, has been a strong driver of performance in 2020 and also in December. Leading Indian steel manufacturer, APL Apollo and Indian software and digital services company, Persistent Systems, were the top two contributors to performance with 2% and 1.8% respectively. They were followed by Turkish apparel company Mavi (+0.7%) which continued its recovery with a slow return to a more regular business environment. Mavi also reported better than expected results for Q3 in December as swift and decisive action taken by management including the strengthening of online sale channels helped mitigate the repercussions of the Covid-19 related lockdowns.

The portfolio performed very strongly in December with only a handful of companies marginally detracting from performance. The main detractors were Indian health care company Metropolis Healthcare (-0.2%), Korean health care company Hugel (-0.2%) and Russian internet company Mail.ru (-0.2%).

For updates from the investment manager, including videos and blogs, please visit the Mobius Capital Partners website: <https://www.mobiuscapitalpartners.com>

Investor Profile

The Mobius Emerging Markets Fund has no required minimum holding period and is designed for long-term investment (at least five years). It is intended for both institutional and retail investors. As the Fund invests in equities it may therefore be subject to volatility. This requires an elevated risk tolerance and capacity.

Opportunities

- + Focus on dynamic small and mid-sized companies in many of the fastest growing economies in the world
- + Fundamental bottom-up research process identifies resilient business models which are undervalued and mispriced
- + Lower ESG standards in emerging and frontier markets offer a unique opportunity for active engagement approach
- + Create value by delivering a clear ESG pathway for our portfolio companies
- + Concentrated portfolio allows a customised engagement strategy for each company









Risks

- The Fund pursues a very active management style. Its performance may therefore deviate considerably from that of a comparable market return
- Pronounced fluctuations in price are characteristic of emerging and frontier economies. Other characteristics include specific risks such as lower market transparency, regulatory hurdles, illiquidity of markets as well as political and social challenges
- Investments via Shanghai or Shenzhen Stock Connect are subject to additional risks, in particular quota limitations, custody risk, clearing/settlement risk and counterparty risk
- Focusing intentionally on stocks in small and medium cap companies may entail additional risks (e.g. lower liquidity)












Contact

Anna von Hahn
 Tel: +44 (0) 203 829 95 05
 Mail: anna@mobiuscapitalpartners.com
<https://www.mobiuscapitalpartners.com/>

Sector Breakdown

Technology		34.2 %
Health Care		18.6 %
Consumer Discretionary		17.6 %
Industrials		11.4 %
Communications		5.7 %
Consumer Staples		4.6 %
Financials		3.0 %
Cash & Other		4.9 %
		100.0 %

Geographical Breakdown

India		20.5 %
Brazil		14.6 %
China		14.2 %
Taiwan		13.7 %
South Korea		11.7 %
Turkey		7.9 %
South Africa		4.6 %
Kenya		3.9 %
Malaysia		2.3 %
Russia		1.8 %
Cash & Other		4.9 %
		100.0 %

Source: UBS Luxembourg, Date: 31.12.2020

Top 10 Holdings

	Holding	Country	Industry	% MEMF Portfolio
1.	Persistent Systems Ltd	India	Technology	7.4 %
2.	eMemory Technology Inc	Taiwan	Technology	7.1 %
3.	Apollo Tubes Ltd	India	Industrials	6.7 %
4.	Yum China Holdings Inc	China	Consumer Discretionary	5.2 %
5.	PolyCab India	India	Industrials	4.8 %
6.	Clicks Group	South Africa	Consumer Staples	4.6 %
7.	LEENO INDUSTRIAL	South Korea	Technology	4.5 %
8.	Mavi Giyim Sanayi ve Ticaret	Turkey	Consumer Discretionary	4.1 %
9.	Safaricom Ltd	Kenya	Communications	3.9 %
10.	Logo Yazilim	Turkey	Technology	3.8 %

Source: UBS Luxembourg, Date: 31.12.2020

Key Figures

	YTD 2020	3 Months	6 Months	1 Year	Since Inception
Volatility	24.43 %	12.33 %	13.78 %	24.43 %	18.14 %
Max Drawdown	-34.96 %	-3.67 %	-3.67 %	-34.96 %	-34.96 %
Sharpe Ratio	0.40	2.89	2.64	0.40	0.35

Source: UBS Luxembourg, Date: 31.12.2020

Disclaimer: This document has been issued by Mobius Capital Partners LLP pursuant to section 21(2)(a) of the Financial Services and Markets Act 2000 (as amended). This document is for information purposes only and does not constitute an offer to anyone, or a solicitation by anyone, to subscribe for shares of Mobius Emerging Markets Fund (the "Fund") or any other sub-fund of Mobius SICAV. Nothing in this document should be construed as investment advice or a recommendation to buy or sell shares. We recommend you discuss any investment decisions with a financial adviser. The information in this document is as at the last working day of the previous month. You should note that your capital is at risk with this investment. The value of shares in the Fund may fluctuate and you may get back less than you invested. Past performance is not a guide to future performance. The Fund is subject to various other risks and you should refer to the Prospectus for more information. The Fund is a sub-fund of Mobius SICAV, a UCITS fund incorporated as a Société Anonyme in Luxembourg and organised as a Société d'investissement à Capital Variable (SICAV). This information is only directed at persons residing in jurisdictions where the Fund and its shares are authorised for distribution or where no such authorisation is required. Mobius Capital Partners LLP has used all reasonable efforts to ensure the accuracy of the information contained in this document but makes no guarantee or representation as to the reliability, completeness or accuracy of such information. Subscriptions for shares of the Fund should only be made on the basis of the latest Prospectus and Key Investor Information Document relating to the shares, together with the latest annual report and any subsequent interim report of Mobius SICAV (if published), copies of which are available (in English) at www.mobiuscapitalpartners.com/fund. Mobius Capital Partners LLP is authorised and regulated by the Financial Conduct Authority in the United Kingdom. Its registered office is 130 Jermyn Street, London, England, SW1Y 4UR, United Kingdom.