

### Fund Details

Name: **Founders Share Class**  
 Domicile: Luxembourg  
 Fund currency: USD  
 Authorised for distribution: CSSF  
 Fund type: UCITS / SICAV  
 Min. initial investment: USD 100,000.00  
 Min. subsequent investment: USD 1,000.00  
 Total Net Assets: 108.88 million USD  
 Number of Holdings: 26

ISIN: LU1846740923  
 Share class: **Private C USD Founder**  
 Launch date: 24 September 2018  
 Share class currency: USD  
 Financial year end: 31 December  
 Income utilisation: Accumulating  
 Ongoing charges: 1.1 %  
 Redemption price: USD 152.36

ISIN: LU1851963725  
 Share class: **Private CEUR Founder**  
 Launch date: 24 September 2018  
 Share class currency: EUR  
 Financial year end: 31 December  
 Income utilisation: Accumulating  
 Ongoing charges: 1.1 %  
 Redemption price: EUR 157.41

### Partners



Mark Mobius

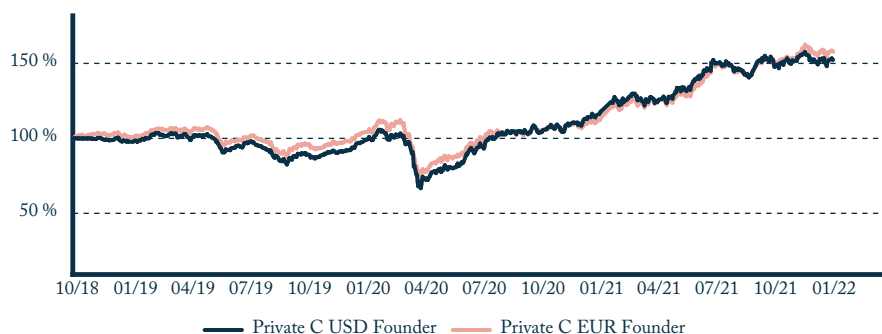


Carlos Hardenberg

### Investment Strategy

The Fund's objective is to deliver long term absolute returns by investing in emerging and frontier market equities. The Fund will identify companies with resilient business models which are undervalued and mispriced. The Fund does not use any benchmark and follows an active investment style by partnering with portfolio companies to unlock value. This is achieved by engaging with stakeholders to improve corporate governance, set out a broader ESG pathway and act as a catalyst for wider operational and financial improvements.

### Performance since 24.09.2018



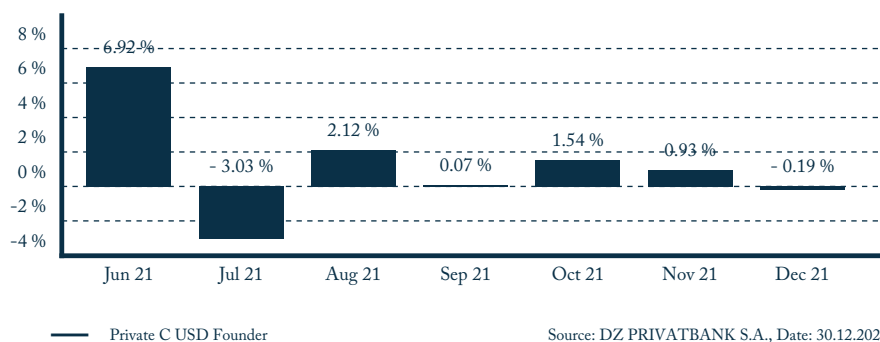
Source: DZ PRIVATBANK S.A., Date: 30.12.2021

### Accumulated Performance

	YTD	1 Month	3 Months	6 Months	1 Year	Since Inception
Private C USD Founder	29.13 %	-0.19 %	2.30 %	1.38 %	29.13 %	52.39 %
Private C EUR Founder	38.60 %	0.32 %	4.77 %	6.09 %	38.60 %	57.84 %

Source: DZ PRIVATBANK S.A., Date: 30.12.2021

### Monthly Performance



Source: DZ PRIVATBANK S.A., Date: 30.12.2021

### Commentary

December was another month dominated by Covid-19 news. The discovery of the Omicron variant at the end of November caused significant volatility during the period. The speed at which the latest variant spread reignited fears about renewed restrictions. Worries ahead of the Fed's FOMC meeting in December added to volatility. However, towards the end of the month, research seemed to confirm that Omicron was milder than previous variants. At the same time, Moderna announced that boosters with their mRNA vaccine seemed to provide good protection against severe illness. Thus, the year ended on a more hopeful note. During December, the MSCI EM Midcap Index rose by 1.7% in USD terms. MEMF's NAV decreased by 0.2% (Private C USD Founder) and increased by 0.3% (Private C EUR Founder). In 2021, MEMF continued to lead the Morningstar peer group by a wide margin. The NAV increased by 29.1% (Private C USD Founder), outperforming the MSCI EM Mid Cap Index (USD) by 22.7%. The strongest contributors to performance in December were Indian steel pipes manufacturer APL Apollo (+0.7%) and Indian software company Persistent Systems (+0.7%), followed by South African pharmacy chain Clicks Group (+0.5%). The largest detractors over the reporting period were Chinese health care provider EC Healthcare (-0.7%), Turkish software firm Logo Yazilim (-0.3%), and Chinese education firm China Kepei (-0.3%).

Please email Anna von Hahn at [anna@mobiuscapitalpartners.com](mailto:anna@mobiuscapitalpartners.com) should you have any questions. For updates from the investment manager, including videos and blogs, please visit the Mobius Capital Partners website: <https://www.mobiuscapitalpartners.com>.

Date: 31.12.2021

### Investor Profile

The Mobius Emerging Markets Fund has no required minimum holding period and is designed for long-term investment (at least five years). It is intended for both institutional and retail investors. As the Fund invests in equities it may therefore be subject to volatility. This requires an elevated risk tolerance and capacity.

### Opportunities

- + Focus on dynamic small and mid-sized companies in many of the fastest growing economies in the world
- + Fundamental bottom-up research process identifies resilient business models which are undervalued and mispriced
- + Lower ESG standards in emerging and frontier markets offer a unique opportunity for active engagement approach
- + Create value by delivering a clear ESG pathway for our portfolio companies
- + Concentrated portfolio allows a customised engagement strategy for each company








### Risks

- The Fund pursues a very active management style. Its performance may therefore deviate considerably from that of a comparable market return
- Pronounced fluctuations in price are characteristic of emerging and frontier economies. Other characteristics include specific risks such as lower market transparency, regulatory hurdles, illiquidity of markets as well as political and social challenges
- Investments via Shanghai or Shenzhen Stock Connect are subject to additional risks, in particular quota limitations, custody risk, clearing/settlement risk and counterparty risk
- Focusing intentionally on stocks in small and medium cap companies may entail additional risks (e.g. lower liquidity)












### Contact

Anna von Hahn  
 Tel: +44 (0) 7852 882 770  
 Mail: [anna@mobiuscapitalpartners.com](mailto:anna@mobiuscapitalpartners.com)  
<https://www.mobiuscapitalpartners.com/>

### Sector Breakdown

Technology		34.3 %
Industrials		11.7 %
Health Care		10.9 %
Consumer Discretionary		10.5 %
Consumer Staples		8.6 %
Communications		3.1 %
Cash & Other		20.8 %
		100.0 %

### Geographical Breakdown

Taiwan		23.2 %
India		16.7 %
China		12.5 %
Brazil		7.9 %
Vietnam		4.4 %
South Africa		4.2 %
Kenya		3.1 %
Turkey		3.1 %
South Korea		3.0 %
Malaysia		1.1 %
Cash & Other		20.8 %
		100.0 %

Source: DZ PRIVATBANK S.A., Date: 31.12.2021

### Top 10 Holdings

	Holding	Country	Industry	% MEMF Portfolio
1.	Apollo Tubes Ltd	India	Industrials	7.4 %
2.	eMemory Technology Inc	Taiwan	Technology	6.0 %
3.	EC Healthcare Ltd.	China	Health Care	5.6 %
4.	Win Semiconductors Corporation	Taiwan	Technology	4.6 %
5.	Vietnam Dairy Products JSC	Vietnam	Consumer Staples	4.4 %
6.	PolyCab India	India	Industrials	4.3 %
7.	Clicks Group	South Africa	Consumer Staples	4.2 %
8.	Elite Material Co. Ltd.	Taiwan	Technology	3.8 %
9.	Persistent Systems Ltd	India	Technology	3.6 %
10.	Yum China Holdings Inc	China	Consumer Discretionary	3.6 %

Source: DZ PRIVATBANK S.A., Date: 31.12.2021

### Key Figures

	YTD 2021	3 Months	6 Months	1 Year	Since Inception
Volatility	15.73 %	13.54 %	13.40 %	15.73 %	17.75 %
Max Drawdown	-7.74 %	-6.13 %	-7.17 %	-7.74 %	-36.89 %
Sharpe Ratio	1.90	0.75	0.25	1.90	0.81

Source: DZ PRIVATBANK S.A., Date: 30.12.2021

**Disclaimer:** This document has been issued by Mobius Capital Partners LLP pursuant to section 21(2)(a) of the Financial Services and Markets Act 2000 (as amended). This document is for information purposes only and does not constitute an offer to anyone, or a solicitation by anyone, to subscribe for shares of Mobius Emerging Markets Fund (the "Fund") or any other sub-fund of Mobius SICAV. Nothing in this document should be construed as investment advice or a recommendation to buy or sell shares. We recommend you discuss any investment decisions with a financial adviser. The information in this document is as at the last working day of the previous month. You should note that your capital is at risk with this investment. The value of shares in the Fund may fluctuate and you may get back less than you invested. Past performance is not a guide to future performance. The Fund is subject to various other risks and you should refer to the Prospectus for more information. The Fund is a sub-fund of Mobius SICAV, a UCITS fund incorporated as a Société Anonyme in Luxembourg and organised as a Société d'investissement à Capital Variable (SICAV). This information is only directed at persons residing in jurisdictions where the Fund and its shares are authorised for distribution or where no such authorisation is required. Mobius Capital Partners LLP has used all reasonable efforts to ensure the accuracy of the information contained in this document but makes no guarantee or representation as to the reliability, completeness or accuracy of such information. Subscriptions for shares of the Fund should only be made on the basis of the latest Prospectus and Key Investor Information Document relating to the shares, together with the latest annual report and any subsequent interim report of Mobius SICAV (if published), copies of which are available (in English) at [www.mobiuscapitalpartners.com/fund](http://www.mobiuscapitalpartners.com/fund). Mobius Capital Partners LLP is authorised and regulated by the Financial Conduct Authority in the United Kingdom. Its registered office is 130 Jermyn Street, London, England, SW1Y 4UR, United Kingdom.