

Fund Details

Name: **Institutional Share Class**
 Domicile: Luxembourg
 Fund currency: USD
 Authorised for distribution: CSSF
 Fund type: UCITS / SICAV
 Total Net Assets: 57.82 million USD
 Number of Holdings: 29

ISIN: LU1846740766
 Share class: **CUSD**
 Launch date: 26 June 2019
 Share class currency: USD
 Financial year end: 31 December
 Ongoing charges: 1.3 %
 Redemption price: USD 123.31

ISIN: LU1851963212
 Share class: **CEUR**
 Launch date: 26 June 2019
 Share class currency: EUR
 Financial year end: 31 December
 Income utilisation: Accumulating
 Ongoing charges: 1.3 %
 Redemption price: EUR 118.47

Partners



Mark Mobius



Carlos Hardenberg

Investment Strategy

The Fund's objective is to deliver long term absolute returns by investing in emerging and frontier market equities. The Fund will identify companies with resilient business models which are undervalued and mispriced. The Fund does not use any benchmark and follows an active investment style by partnering with portfolio companies to unlock value. This is achieved by engaging with stakeholders to improve corporate governance, set out a broader ESG pathway and act as a catalyst for wider operational and financial improvements.

Performance since 26.06.2019



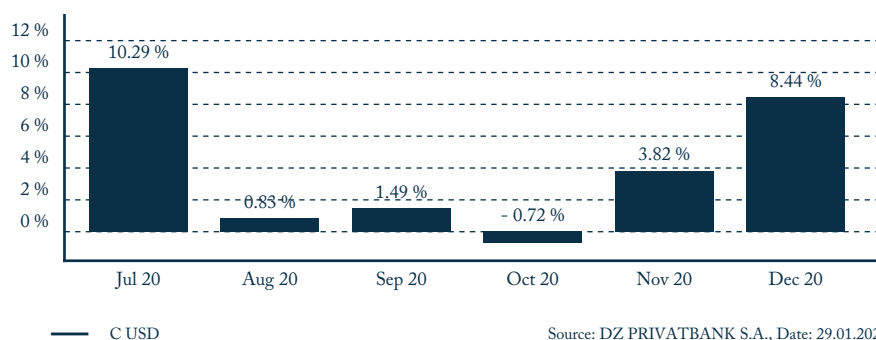
Source: DZ PRIVATBANK S.A., Date: 29.01.2021

Accumulated Performance

	YTD	1 Month	3 Months	6 Months	1 Year	Since Inception
C USD	3.66 %	3.66 %	16.70 %	18.56 %	22.57 %	23.11 %
C EUR	4.66 %	4.66 %	15.29 %	17.70 %	13.86 %	18.47 %

Source: DZ PRIVATBANK S.A., Date: 29.01.2021

Monthly Performance



Source: DZ PRIVATBANK S.A., Date: 29.01.2021

Commentary

The Mobius Emerging Markets Fund had a positive start into the new year with the NAV up 3.6% (Retail D USD) and 4.5% (Retail C EUR) in January outperforming the MSCI EM Midcap Index (USD) by 4.2%. (Please see Institutional and Founders factsheets for details on performance of other individual share classes.) Markets took a breather in January from the rally in the last few months. This is not entirely unexpected with more positive news around vaccination programs and stimulus packages increasingly priced in, while uncertainties around the effectiveness of the ongoing vaccine roll-outs and the continuing lockdowns in a number of countries remain. However, MEMF's investment holdings remained largely unaffected by these latest market movements. The largest detractors in January were Chinese Health care company Kangji Medical (-0.4), Korean credit information group Nice Holdings (-0.3%) and Brazilian health care company Fleury (-0.2%). MEMF's technology stocks continued to drive performance. Among the top 5 contributors were Taiwanese semiconductor companies eMemory (+1.3%) and Win Semiconductors (+0.7%), Turkish software company Logo Yazilim (+0.5%) and Korean based IC testing company Leeno Industrials (+0.5%). The behavioural shifts in the wake of the pandemic have benefitted the technology sector in particular. We continue to see great opportunities in the technology segment as these changes are becoming more permanent. For updates from the investment manager, including videos and blogs, please visit the Mobius Capital Partners website: <https://www.mobiuscapitalpartners.com>. Please visit www.esgpluse.com for MEMF's quarterly ESG+Culture factsheet.

Date: 29.01.2021

Investor Profile

The Mobius Emerging Markets Fund has no required minimum holding period and is designed for long-term investment (at least five years). It is intended for both institutional and retail investors. As the Fund invests in equities it may therefore be subject to volatility. This requires an elevated risk tolerance and capacity.

Opportunities

- + Focus on dynamic small and mid-sized companies in many of the fastest growing economies in the world
- + Fundamental bottom-up research process identifies resilient business models which are undervalued and mispriced
- + Lower ESG standards in emerging and frontier markets offer a unique opportunity for active engagement approach
- + Create value by delivering a clear ESG pathway for our portfolio companies
- + Concentrated portfolio allows a customised engagement strategy for each company









Risks

- The Fund pursues a very active management style. Its performance may therefore deviate considerably from that of a comparable market return
- Pronounced fluctuations in price are characteristic of emerging and frontier economies. Other characteristics include specific risks such as lower market transparency, regulatory hurdles, illiquidity of markets as well as political and social challenges
- Investments via Shanghai or Shenzhen Stock Connect are subject to additional risks, in particular quota limitations, custody risk, clearing/settlement risk and counterparty risk
- Focusing intentionally on stocks in small and medium cap companies may entail additional risks (e.g. lower liquidity)












Contact

Anna von Hahn
 Tel: +44 (0) 203 829 95 05
 Mail: anna@mobiuscapitalpartners.com
<https://www.mobiuscapitalpartners.com/>

Sector Breakdown

Technology		33.3 %
Consumer Discretionary		20.6 %
Health Care		15.6 %
Industrials		11.7 %
Communications		5.5 %
Consumer Staples		4.2 %
Financials		2.5 %
Cash & Other		6.7 %
		100.0 %

Geographical Breakdown

India		20.4 %
Taiwan		15.0 %
Brazil		13.6 %
China		12.9 %
South Korea		11.1 %
Turkey		8.1 %
South Africa		4.2 %
Kenya		3.8 %
Malaysia		2.6 %
Russia		1.7 %
Cash & Other		6.7 %
		100.0 %

Source: DZ PRIVATBANK S.A., Date: 29.01.2021

Top 10 Holdings

	Holding	Country	Industry	% MEMF Portfolio
1.	eMemory Technology Inc	Taiwan	Technology	7.7 %
2.	Persistent Systems Ltd	India	Technology	7.0 %
3.	Apollo Tubes Ltd	India	Industrials	6.5 %
4.	PolyCab India	India	Industrials	5.3 %
5.	Yum China Holdings Inc	China	Consumer Discretionary	4.9 %
6.	LEENO INDUSTRIAL	South Korea	Technology	4.7 %
7.	Clicks Group	South Africa	Consumer Staples	4.2 %
8.	Mavi Giyim Sanayi ve Ticaret	Turkey	Consumer Discretionary	4.1 %
9.	Logo Yazilim	Turkey	Technology	4.0 %
10.	Win Semiconductors Corporation	Taiwan	Technology	4.0 %

Source: DZ PRIVATBANK S.A., Date: 29.01.2021

Key Figures

	YTD 2021	3 Months	6 Months	1 Year	Since Inception
Volatility	22.78 %	15.88 %	15.23 %	25.56 %	19.45 %
Max Drawdown	-4.34 %	-4.34 %	-4.69 %	-35.44 %	-36.91 %
Sharpe Ratio	2.55	5.55	2.72	0.91	0.55

Source: DZ PRIVATBANK S.A., Date: 29.01.2021

Disclaimer: This document has been issued by Mobius Capital Partners LLP pursuant to section 21(2)(a) of the Financial Services and Markets Act 2000 (as amended). This document is for information purposes only and does not constitute an offer to anyone, or a solicitation by anyone, to subscribe for shares of Mobius Emerging Markets Fund (the "Fund") or any other sub-fund of Mobius SICAV. Nothing in this document should be construed as investment advice or a recommendation to buy or sell shares. We recommend you discuss any investment decisions with a financial adviser. The information in this document is as at the last working day of the previous month. You should note that your capital is at risk with this investment. The value of shares in the Fund may fluctuate and you may get back less than you invested. Past performance is not a guide to future performance. The Fund is subject to various other risks and you should refer to the Prospectus for more information. The Fund is a sub-fund of Mobius SICAV, a UCITS fund incorporated as a Société Anonyme in Luxembourg and organised as a Société d'investissement à Capital Variable (SICAV). This information is only directed at persons residing in jurisdictions where the Fund and its shares are authorised for distribution or where no such authorisation is required. Mobius Capital Partners LLP has used all reasonable efforts to ensure the accuracy of the information contained in this document but makes no guarantee or representation as to the reliability, completeness or accuracy of such information. Subscriptions for shares of the Fund should only be made on the basis of the latest Prospectus and Key Investor Information Document relating to the shares, together with the latest annual report and any subsequent interim report of Mobius SICAV (if published), copies of which are available (in English) at www.mobiuscapitalpartners.com/fund. Mobius Capital Partners LLP is authorised and regulated by the Financial Conduct Authority in the United Kingdom. Its registered office is 130 Jermyn Street, London, England, SW1Y 4UR, United Kingdom.