

### Fund Details

Name: **Institutional Share Class**  
 Domicile: Luxembourg  
 Fund currency: USD  
 Authorised for distribution: CSSF  
 Fund type: UCITS / SICAV  
 Total Net Assets: 103.26 million USD  
 Number of Holdings: 27

ISIN: LU1846740766  
 Share class: **Institutional C USD**  
 Launch date: 26 June 2019  
 Share class currency: USD  
 Financial year end: 31 December  
 Ongoing charges: 1.3 %  
 Redemption price: USD 153.54

ISIN: LU1851963212  
 Share class: **Inst Rel Perf Fee C EUR**  
 Launch date: 26 June 2019  
 Share class currency: EUR  
 Financial year end: 31 December  
 Income utilisation: Accumulating  
 Ongoing charges: 1.3 %  
 Redemption price: EUR 155.47

### Partners



Mark Mobius

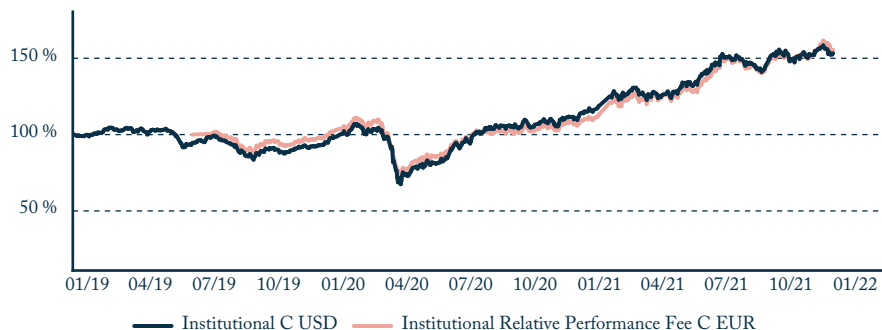


Carlos Hardenberg

### Investment Strategy

The Fund's objective is to deliver long term absolute returns by investing in emerging and frontier market equities. The Fund will identify companies with resilient business models which are undervalued and mispriced. The Fund does not use any benchmark and follows an active investment style by partnering with portfolio companies to unlock value. This is achieved by engaging with stakeholders to improve corporate governance, set out a broader ESG pathway and act as a catalyst for wider operational and financial improvements.

### Performance since 26.06.2019



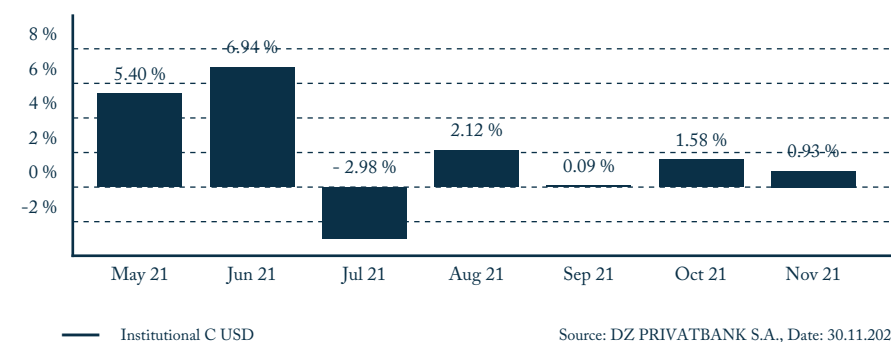
Source: DZ PRIVATBANK S.A., Date: 30.11.2021

### Accumulated Performance

	YTD	1 Month	3 Months	6 Months	1 Year	Since Inception
Institutional C USD	29.07 %	0.93 %	2.61 %	8.72 %	39.96 %	53.29 %
Inst Rel Perf Fee C EUR	37.34 %	3.18 %	5.33 %	14.11 %	46.89 %	55.47 %

Source: DZ PRIVATBANK S.A., Date: 30.11.2021

### Monthly Performance



Source: DZ PRIVATBANK S.A., Date: 30.11.2021

### Commentary

Global markets in November started off on a positive note driven by strong corporate earnings reports for Q3 2021 and better than expected economic data. This included a significant drop in unemployment benefit applications in the US and an acceleration of business growth in the Eurozone. But renewed Covid-19 outbreaks and the discovery of the Omicron variant towards the end of the month saw markets slide amidst worries about new restrictions. Furthermore, as inflation continued to rise, investors expected the Fed to raise interest rates earlier than anticipated. Despite the volatility during November, MEMF's NAV rose by 0.9% (Inst C USD) and 3.2% (Inst C EUR) respectively. Year to date, MEMF continues to lead the peer group with a NAV performance of 29.1% (Inst C USD), outperforming the MSCI EM Mid Cap Index (USD) by 24.5%. The strongest contributors to performance in November were Indian steel products manufacturer APL Apollo (+1.0%), Taiwanese semiconductor component manufacturer Elite Material (+0.6%), and Chinese health care services provider EC Healthcare (+0.6%). The largest detractors over the reporting period were Chinese restaurant operator Yum China (-0.6%), Turkish clothing manufacturer Mavi (-0.4%) which was affected by political developments in Turkey, and Kenyan communications services firm Safaricom (-0.4%).

Please email Anna von Hahn at [anna@mobiuscapitalpartners.com](mailto:anna@mobiuscapitalpartners.com) should you have any questions. For updates from the investment manager, including videos and blogs, please visit the Mobius Capital Partners website: <https://www.mobiuscapitalpartners.com>.

Date: 30.11.2021

### Investor Profile

The Mobius Emerging Markets Fund has no required minimum holding period and is designed for long-term investment (at least five years). It is intended for both institutional and retail investors. As the Fund invests in equities it may therefore be subject to volatility. This requires an elevated risk tolerance and capacity.

### Opportunities

- + Focus on dynamic small and mid-sized companies in many of the fastest growing economies in the world
- + Fundamental bottom-up research process identifies resilient business models which are undervalued and mispriced
- + Lower ESG standards in emerging and frontier markets offer a unique opportunity for active engagement approach
- + Create value by delivering a clear ESG pathway for our portfolio companies
- + Concentrated portfolio allows a customised engagement strategy for each company








### Risks

- The Fund pursues a very active management style. Its performance may therefore deviate considerably from that of a comparable market return
- Pronounced fluctuations in price are characteristic of emerging and frontier economies. Other characteristics include specific risks such as lower market transparency, regulatory hurdles, illiquidity of markets as well as political and social challenges
- Investments via Shanghai or Shenzhen Stock Connect are subject to additional risks, in particular quota limitations, custody risk, clearing/settlement risk and counterparty risk
- Focusing intentionally on stocks in small and medium cap companies may entail additional risks (e.g. lower liquidity)












### Contact

Anna von Hahn  
 Tel: +44 (0) 7852 882 770  
 Mail: [anna@mobiuscapitalpartners.com](mailto:anna@mobiuscapitalpartners.com)  
<https://www.mobiuscapitalpartners.com/>

### Sector Breakdown

Technology		34.2 %
Consumer Discretionary		12.5 %
Health Care		12.1 %
Industrials		11.4 %
Consumer Staples		8.0 %
Communications		3.3 %
Cash & Other		18.5 %
		100.0 %

### Geographical Breakdown

Taiwan		23.2 %
India		16.1 %
China		15.1 %
Brazil		8.9 %
Vietnam		4.3 %
South Africa		3.7 %
Kenya		3.3 %
South Korea		3.2 %
Turkey		2.7 %
Malaysia		1.0 %
Cash & Other		18.5 %
		100.0 %

Source: DZ PRIVATBANK S.A., Date: 30.11.2021

### Top 10 Holdings

	Holding	Country	Industry	% MEMF Portfolio
1.	Apollo Tubes Ltd	India	Industrials	7.2 %
2.	EC Healthcare Ltd.	China	Health Care	6.3 %
3.	eMemory Technology Inc	Taiwan	Technology	5.6 %
4.	Win Semiconductors Corporation	Taiwan	Technology	4.7 %
5.	Vietnam Dairy Products JSC	Vietnam	Consumer Staples	4.3 %
6.	PolyCab India	India	Industrials	4.3 %
7.	Elite Material Co. Ltd.	Taiwan	Technology	4.0 %
8.	Yum China Holdings Inc	China	Consumer Discretionary	4.0 %
9.	Clicks Group	South Africa	Consumer Staples	3.7 %
10.	Safaricom Ltd	Kenya	Communications	3.3 %

Source: DZ PRIVATBANK S.A., Date: 30.11.2021

### Key Figures

	YTD 2021	3 Months	6 Months	1 Year	Since Inception
Volatility	15.74 %	13.78 %	14.55 %	15.36 %	18.31 %
Max Drawdown	-7.68 %	-5.38 %	-7.68 %	-7.68 %	-36.91 %
Sharpe Ratio	2.09	0.84	1.29	2.65	0.87

Source: DZ PRIVATBANK S.A., Date: 30.11.2021

**Disclaimer:** This document has been issued by Mobius Capital Partners LLP pursuant to section 21(2)(a) of the Financial Services and Markets Act 2000 (as amended). This document is for information purposes only and does not constitute an offer to anyone, or a solicitation by anyone, to subscribe for shares of Mobius Emerging Markets Fund (the "Fund") or any other sub-fund of Mobius SICAV. Nothing in this document should be construed as investment advice or a recommendation to buy or sell shares. We recommend you discuss any investment decisions with a financial adviser. The information in this document is as at the last working day of the previous month. You should note that your capital is at risk with this investment. The value of shares in the Fund may fluctuate and you may get back less than you invested. Past performance is not a guide to future performance. The Fund is subject to various other risks and you should refer to the Prospectus for more information. The Fund is a sub-fund of Mobius SICAV, a UCITS fund incorporated as a Société Anonyme in Luxembourg and organised as a Société d'investissement à Capital Variable (SICAV). This information is only directed at persons residing in jurisdictions where the Fund and its shares are authorised for distribution or where no such authorisation is required. Mobius Capital Partners LLP has used all reasonable efforts to ensure the accuracy of the information contained in this document but makes no guarantee or representation as to the reliability, completeness or accuracy of such information. Subscriptions for shares of the Fund should only be made on the basis of the latest Prospectus and Key Investor Information Document relating to the shares, together with the latest annual report and any subsequent interim report of Mobius SICAV (if published), copies of which are available (in English) at [www.mobiuscapitalpartners.com/fund](http://www.mobiuscapitalpartners.com/fund). Mobius Capital Partners LLP is authorised and regulated by the Financial Conduct Authority in the United Kingdom. Its registered office is 130 Jermyn Street, London, England, SW1Y 4UR, United Kingdom.