



### **The Most Wonderful Time of the Year is Here!**

Dear Lavender and Time Friends,

We wish to inform you that Lavender and Time will close on Friday 22 December and will reopen on Monday 8 January 2024.

As we approach the end of the year, we can't help but feel the excitement of the holiday season. It's the time of the year when we come together with our loved ones, share stories, and create memories that last a lifetime. At Lavender and Time, we're thrilled to be a part of your holiday season and help you make it even more special.

We have a broad variety of Christmas fabrics available in-store. Our collection features a range of patterns and colours that are perfect for your holiday projects. Whether you're looking for traditional reds and greens or something more modern, we have something for everyone.

In addition to our Christmas fabrics, we also have an extensive selection of notions and sewing accessories that will help you bring your holiday projects to life. From ribbons and trims to buttons and embellishments, we have everything you need to make your projects stand out.

So come on over to our store to see our collection and get inspired.

We're always here to help you with your projects and answer any questions you may have.

**Wishing you a happy and healthy holiday season!**





**PFAFF** is a brand that is closely associated with precision, quality, and innovation in the sewing industry for over 160 years. **PFAFF**'s sewing machines are designed to cater to the needs of both beginner and experienced sewers alike.

**PFAFF**'s Original IDT™ System Integrated Dual Feed is a unique feature that ensures perfect stitching every time by feeding all types of fabric from the top and bottom. This feature is available on all **PFAFF** sewing machines.

**PFAFF**'s sewing machines are equipped with a wide range of impressive features such as LCD screens, large sewing spaces, and multiple stitch options.

If you're looking for a sewing machine that provides enduring precision and is backed by a brand that has stood the test of time, then **PFAFF** is the perfect choice for you.

Visit our website [www.pfaffsa.co.za](http://www.pfaffsa.co.za) or pop in at Lavender & Time to get a hands-on demonstration of your favourite **PFAFF** machines or to purchase any of our **PFAFF** attachments and accessories.



063 551 6909



[info@lavenderandtime2.co.za](mailto:info@lavenderandtime2.co.za)



[@lavenderandtime80](https://www.facebook.com/lavenderandtime80)



[@lavenderandtime](https://www.twitter.com/lavenderandtime)



[@lavendertime3](https://www.instagram.com/lavendertime3)



# Christmas Fabrics

Lavender and Time is the perfect destination for all your Christmas fabric needs. Our wide range of high-quality fabrics will help you create the perfect holiday decorations, gifts, and outfits.

Our Christmas fabrics come in a variety of colours, patterns, and textures, so you can find the perfect match for your project.

Our fabrics are made from the finest materials and are designed to last. They are perfect for creating beautiful quilts, table runners, stockings, and more.

Visit our store to see our full range of Christmas fabrics

Our friendly staff will be happy to help you find everything you need to make this holiday season extra special.



063 551 6909



info@lavenderandtime2.co.za



@lavenderandtime80



@lavenderandtime



@lavendertime3

# GIFT VOUCHERS



## Gift Vouchers from Lavender and Time: The Perfect Gift for Christmas



Are you looking for a unique and thoughtful gift for your loved ones this Christmas? Our gift vouchers are the perfect way to show someone special how much you care.

Our gift vouchers are available in a range of denominations, so you can choose the perfect amount to suit your budget.

But that's not all! Here are some other reasons why a gift voucher from Lavender and Time is a great gift:

It's a unique and thoughtful gift that shows you care.

It allows your loved ones to choose exactly what they want.

It's perfect for anyone who loves sewing, quilting, or embroidery.

So why wait? Give the gift of creativity this Christmas with a gift voucher from Lavender and Time!



063 551 6909



info@lavenderandtime2.co.za



@lavenderandtime80



@lavenderandtime



@lavendertime3



# Diamond Dot Art



**20%  
OFF**



## A Diamond Dot Christmas at Lavender and Time:

It's a fun activity for family and friends to enjoy together this festive season.

Diamond Dot Art is a fun and relaxing craft that involves creating beautiful images by sticking tiny resin diamonds onto a pre-printed canvas. It's easy to learn and suitable for all ages, making it the perfect activity for family and friends to enjoy together.

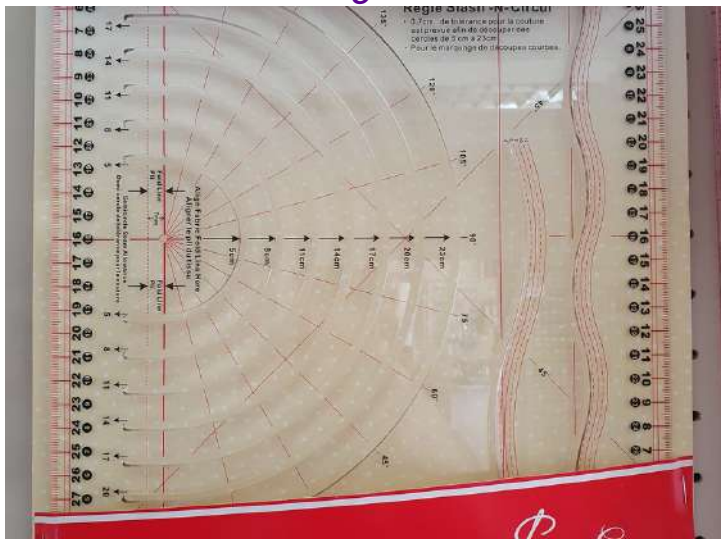
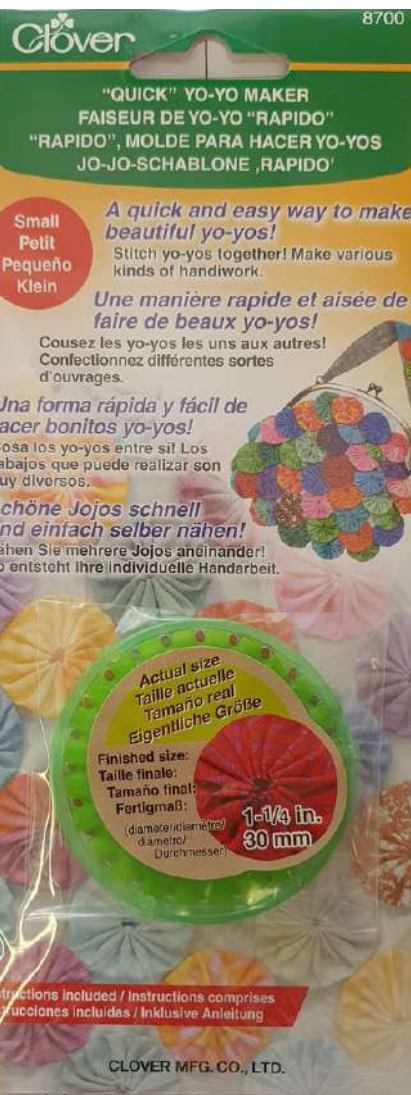
At Lavender and Time, we offer a wide range of Diamond Dot Art kits to suit all tastes and skill levels.

With a 20% discount, there's definitely something for everyone.



# ODDS & ENDS

Looking for high-quality odds and ends for your next sewing project? Look no further than Lavender & Time Haberdashery! Our store offers a wide range of notions and accessories, including scissors, rulers, rotary cutters, and much more. We're your one-stop-shop for all your haberdashery needs. Visit us today to see our full selection of products and start creating something beautiful!



063 551 6909



info@lavenderandtime2.co.za



@lavenderandtime80



@lavenderandtime



@lavendertime3



# THREADS

**Whether you're a seasoned pro or just starting, our threads are perfect for all your sewing projects. From delicate embroidery to sturdy quilting, our threads will help you bring your vision to life**



**WHY DID THE THREAD GO TO GYM??**

To get ripped!



063 551 6909



info@lavenderandtime2.co.za



@lavenderandtime80



@lavenderandtime




@lavendertime3



# Easy Knit Christmas Bells Pattern



Here's a fun and easy knitting project to get you in the holiday spirit! These bells are a great beginner knitting project that can be made in about half an hour with just basic knitting supplies. Not only can any beginner make them, but they can also be used as a lovely decoration or as a gift for friends and family.



063 551 6909



[info@lavenderandtime2.co.za](mailto:info@lavenderandtime2.co.za)



[@lavenderandtime80](https://www.facebook.com/lavenderandtime80)



[@lavenderandtime](https://www.twitter.com/lavenderandtime)



[@lavendertime3](https://www.instagram.com/lavendertime3)



# Easy Knit Christmas Bells Pattern



**Here's what you'll need to get started**

**Worsted wool in the colours of your choice**

**Large sized jingle bells**

**Tapestry needle**

**Size 6 knitting needles**

**To make the bells, simply follow these steps:**



1. **Cast on 20 stitches to one of your needles. Make sure you leave a long tail as you will use the tail for sewing in a later step.**
2. **Work in stockinette stitch for 14 rows.**
3. **For Row 15, knit the first stitch then knit 2 together, knit 1 and knit 2 together until you reach the last two stitches. You will knit those. You will have 14 stitches left.**
4. **For Row 16, do the same thing as row 15 but you will purl the first stitch then purl 2 together, purl 1 and purl 2 together until the end where you will purl the last two. You will have 10 stitches left.**
5. **For Row 17, knit 2 together all the way down the row. You will have 5 stitches left. Cut the yarn leaving a long tail.**
6. **Place the tail onto a tapestry needle and slip the 5 remaining stitches onto the tail. Remove the tapestry needle.**
7. **Take the tapestry needle and place the original tail through the eye.**

**And voila! You now have a beautiful set of Christmas bells to decorate your home or give as a gift.**



# JOIN OUR CLASSES

At Lavender & Time haberdashery, we believe that learning is a lifelong journey.

That's why we offer a wide range of classes which are designed to help you expand your skill range and become part of our growing community.

From quilting fabrics and wools to embroidery thread and knitting needles, we have all the supplies you need to create beautiful objects of art.

Whether you're a beginner or an experienced crafter, we have something for everyone.

So why not join us and learn something new?

We look forward to seeing you there.



063 551 6909



[info@lavenderandtime2.co.za](mailto:info@lavenderandtime2.co.za)



[@lavenderandtime80](https://www.facebook.com/lavenderandtime80)



[@lavenderandtime](https://www.twitter.com/lavenderandtime)




[@lavendertime3](https://www.instagram.com/lavendertime3)



# Huggable Fabric Teddy Bear Workshop

Lavender & Time Haberdashery's successful fabric teddy bear workshop held in November:

Thank you to everyone who attended our fabric teddy bear workshop in November! We're thrilled to hear that the ladies loved it and thoroughly enjoyed themselves. Each bear created during the workshop is unique and beautiful, just like the talented women who made them. We're so proud of everyone who participated and can't wait to see what you create next!



063 551 6909



info@lavenderandtime2.co.za



@lavenderandtime80



@lavenderandtime



@lavendertime3

# Children's Sewing Classes

We are thrilled to share that our children's sewing classes at Lavender & Time Haberdashery have been a huge success!

Our young and talented students have shown remarkable skill and creativity in all the projects they have completed, from table runners to fabric teddy bears, summer hats and a swimming bag.

We are so incredibly proud of their hard work and dedication,

Their passion for sewing and crafting is truly inspiring, and we are honoured to be a part of their journey.

We look forward to continuing to nurture their talent and creativity in the years to come.

Keep up the fantastic work!





# Our Super Stars!



well   
done



063 551 6909

info@lavenderandtime2.co.za



@lavenderandtime80



@lavenderandtime



@lavendertime3



# Our Super Stars!



063 551 6909



info@lavenderandtime2.co.za



@lavenderandtime80



@lavenderandtime



@lavendertime3



# Sewing classes for beginners

20 December 9:30 - 12:30

Sew your way to happiness!



*Lavender & Time*  
QUILTING AND EMBROIDERY

80 7th Avenue Edenvale 063 551 6909



Learn to Sew like a Pro!

Join our sewing classes and discover your creativity.

**PFAFF**  
Perfection starts here.™

lancaster1@pfaffsa.co.za 011 450 3914



063 551 6909



info@lavenderandtime2.co.za



@lavenderandtime80



@lavenderandtime



@lavendertime3

# BEGINNERS CROCHET

Our class offers a supportive and engaging environment to learn, share ideas, and unleash your creativity.

Join us Thursday 14 December!

80 7TH Avenue Edenvale 063 551 6909



## Beginners Crochet Classes



2nd Thursday of every month 9:30 - 12:30

**PFAFF**  
Perfection starts here.™  
lancaster1@pfaffsa.co.za  
011 4503914



063 551 6909



info@lavenderandtime2.co.za



@lavenderandtime80



@lavenderandtime



@lavendertime3



# BEGINNERS CROCHET

We are so pleased to share with you the success of our recent beginner's crochet class held on November 9th. Our learners had a great time learning the basics of crochet and creating their very own Snowman Wine Cozy.

Well done – the cozy is stunning



063 551 6909



info@lavenderandtime2.co.za



@lavenderandtime80



@lavenderandtime



@lavendertime3

# Beginners Quilting

Don't miss out on this opportunity to embark on a journey of exploration, innovation, and self-expression through the art of quilting.

Thursday 21 December 09:30 - 12:30

80 7th Avenue Edenvale 063 551 6909



## DISCOVER THE ART OF QUILTING

And express yourself in new ways



lancaster1@pfaffsa.co.za 011 450 3914

**PFAFF**  
Perfection starts here.™



063 551 6909



info@lavenderandtime2.co.za



@lavenderandtime80



@lavenderandtime



@lavendertime3



# SMOCKING & EMBROIDERY CLASSES

Smocking & Embroidery are wonderful ways to add texture, colour, and personality to your fabric projects.

**Book your seat today!**



*Lavender & Time*  
QUILTING AND EMBROIDERY

80 7TH Avenue Edenvale 063 551 6909

## Smocking & Embroidery

Join our classes Tuesday the 5th and 19th of December  
9:30 - 12:30



Bookings Essential

**PFAFF**  
Perfection starts here.™

lancaster1@pfaffsa.co.za 011 450 3914



063 551 6909



info@lavenderandtime2.co.za



@lavenderandtime80



@lavenderandtime



@lavendertime3

# FREE MOTION QUILTING CLASSES

Join us for fun and creative free motion quilting classes with Jenny Hearn, a recognized master quilter!  
Bookings essential!

80 7th Avenue Edenvale 063 551 6909



*Lavender & Time*  
QUILTING AND EMBROIDERY

## FREE MOTION QUILTING

**R250 Per Class**

Lavender & Time Haberdashery is excited to offer free motion quilting class with Jenny Hearn, a recognised master quilter. It's a fun and creative technique that allows you to create intricate designs on your quilts.

Classes will be held on Fridays or Saturdays 9:30 - 12:30

**50% deposit secures your booking**

Bring your sewing machine.

Practice samples will be provided



063 551 6909



info@lavenderandtime2.co.za



@lavenderandtime80



@lavenderandtime



@lavendertime3



# PFAFF

Perfection starts here.™

## December 2023 Specials

With PFAFF sewing machines, you can expect nothing but the best.

Our machines are designed with precision in mind, ensuring that every stitch is perfect. The poise of our machines is unmatched, making sewing a breeze. And let's not forget about their sleek design - it's sure to turn heads in any sewing room.

So why wait? Take advantage of the 7% discount this December and experience the magic of PFAFF for yourself!

**PFAFF**  
Perfection starts here.™

lancaster1@paffsa.co.za 011 450 3914



# SEW IN STYLE WITH



# PFAFF'S DECEMBER SALE



# 7% OFF ALL MACHINES

Valid for the month of December 2023



063 551 6909



info@lavenderandtime2.co.za



@lavenderandtime80



@lavenderandtime



@lavendertime3

# PFAFF

Perfection starts here.™

• December Demo •

## MACHINE DEMO

In a world where creativity knows no bounds, the PFAFF sewing machines are your perfect companion. With their sleek design and cutting-edge technology, they make sewing a breeze.



**7% DISCOUNT  
ON ALL PFAFF  
SEWING MACHINES  
THIS DECEMBER**

**BOOK YOUR  
DEMO AND SEE  
FOR YOURSELF  
WHAT ALL THE  
FUSS IS  
ABOUT!**



lancaster1@pfaffsa.co.za | 011 450 3914



063 551 6909



info@lavenderandtime2.co.za



@lavenderandtime80



@lavenderandtime



@lavendertime3



# PFAFF

**Perfection** starts here.™

## Extra support and work area

Substantially increase your work area and comfortably handle your largest projects like quilts, curtains and garments with sturdy PFAFF extension tables.



## PFAFF AMBITION

EXTENSION TABLE

THIS SPECIALITY ACCESSORY IS DESIGNED FOR THE PFAFF QUILT AMBITION 2.0, AMBITION 1.0 & AMBITION 1.5 SEWING MACHINES. IT IS A STURDY EXTENSION TABLE THAT PROVIDES SUPPORT FOR LARGE PROJECTS AND REDUCES DRAG ON YOUR NEEDLE. THE TABLE COMES WITH ADJUSTABLE LEGS AND A RULER GUIDE TO HELP YOU SEW PRECISELY.

**ORDER NOW**

# PFAFF

**Perfection** starts here.™

lancaster1@pfaffsa.co.za 011 450 3914



063 551 6909



info@lavenderandtime2.co.za



@lavenderandtime80



@lavenderandtime



@lavendertime3

# PFAFF

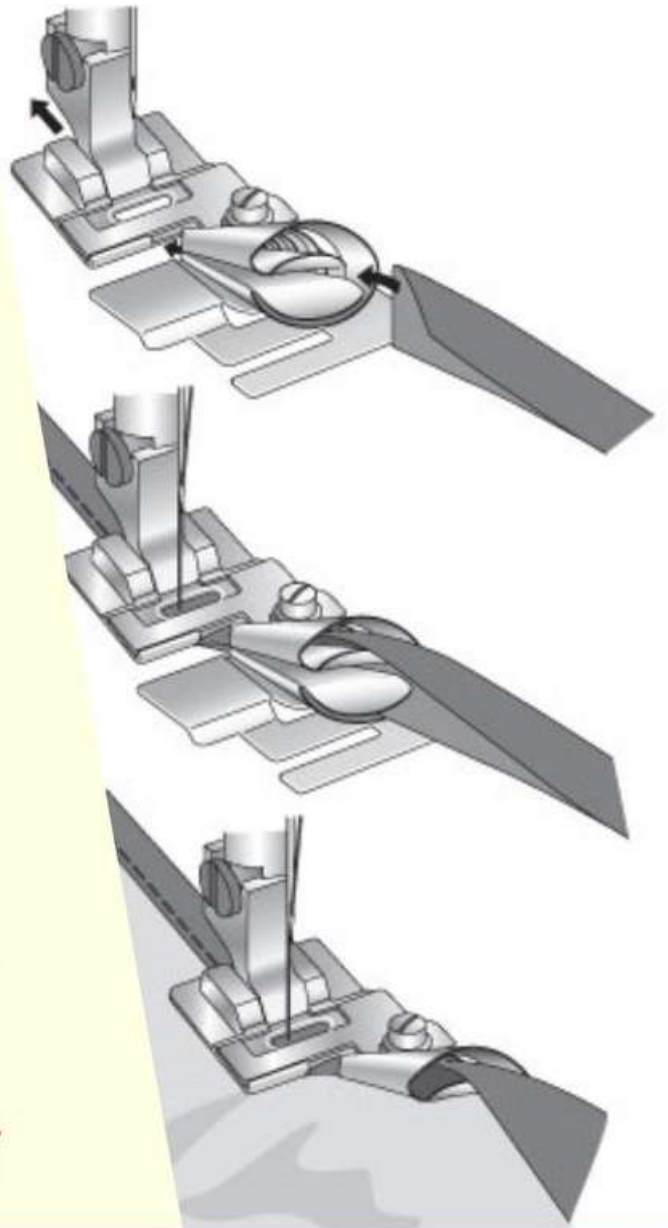
**Perfection** starts here.™

Quickly And Evenly Bind Edges!  
Binding with bias tape is a very easy way to give fabric edges a smooth and neat appearance.

## You need a Bias Binder Foot!

This amazing accessory makes binding a breeze and gives your sewing projects a professional and polished look, saving you time and hassle when attaching bias binding to your fabric edges.

The Bias Binder Foot is a special foot that attaches to your sewing machine and helps you create a neat and even binding for your projects. You can use it with any type of bias tape, whether it's pre-folded, single-fold, or flat. The foot has a cone-shaped guide that folds and presses the bias tape into a double fold tape and aligns it with the edge of your fabric. You can also adjust the needle position to suit your preference and the thickness of your fabric.



## ORDER YOURS TODAY

# PFAFF

**Perfection** starts here.™

[www.pfaffsa.co.za](http://www.pfaffsa.co.za) |

[lancaster1@pfaffsa.co.za](mailto:lancaster1@pfaffsa.co.za) | 011 450 3914



063 551 6909



[info@lavenderandtime2.co.za](mailto:info@lavenderandtime2.co.za)



[@lavenderandtime80](https://www.facebook.com/lavenderandtime80)



[@lavenderandtime](https://twitter.com/lavenderandtime)



[@lavendertime3](https://www.instagram.com/lavendertime3)



# CLASS CALENDAR DECEMBER 2023

Monday	Tuesday	Wednesday	Thursday	Friday	Saturday	Sunday
				1	2 9:00 - 10:30 Children's Sewing Classes	3 Sunday
4	5 09:30 - 12:30 Smocking and Embroidery with Diane	6	7	8	9 9:00 - 10:30 Children's Sewing Classes	10 Sunday
11	12	13	14 09:30 - 12:30 Beginners Crochet with Sharon	15 Public Holiday	16 Day of Reconcillation	17 Sunday
18	19 09:30 - 12:30 Smocking and Embroidery with Diane	20 09:30 - 12:30 Beginners Sewing with Sharon	21 09:30 - 12:30 Beginners Quilting with Sharon	22 Shop will be closing for the festive season	23 Shop closed for the festive season	24 Christmas Eve 
25 Christmas Day 	26 Day of Goodwill	27 Shop closed for the festive season	28 Shop closed for the festive season	29 Shop closed for the festive season	30 Shop closed for the festive season	31 New Years Eve 



063 551 6909



info@lavenderandtime2.co.za



@lavenderandtime80



@lavenderandtime



@lavendertime3

# JUST FOR FUN NOVEMBER SOLUTION

## Solution

Y	E	R	V	N	H	J	D	S	Y	Y	L	M	X	S
W	O	N	Z	S	A	I	S	Z	W	G	R	F	W	Q
E	T	E	V	Q	S	S	S	M	S	F	M	W	Z	K
Z	P	K	M	V	L	Z	I	M	J	M	F	N	H	U
F	S	E	W	I	N	G	M	O	P	Q	K	Q	G	Y
U	T	F	C	R	K	H	V	E	D	W	S	S	D	E
I	Z	G	T	H	N	L	A	V	E	N	D	E	R	J
W	A	H	Z	E	I	O	A	N	E	E	D	L	E	S
R	F	C	Z	T	T	Z	I	P	P	E	R	S	I	V
I	N	R	D	I	T	C	C	B	U	T	T	O	N	S
B	H	O	V	M	I	V	A	A	P	J	Z	C	O	F
B	Z	C	G	E	N	U	K	W	K	B	Z	Y	Z	F
O	J	H	V	S	G	J	Y	N	C	P	T	E	H	A
N	I	E	K	H	W	D	A	X	Q	W	S	O	X	M
S	C	T	H	A	B	E	R	D	A	S	H	E	R	Y

SEWING  
HABERDASHERY  
NEEDLES

CROCHET  
ZIPPERS  
LAVENDER

RIBBONS  
TIME


KNITTING  
BUTTONS





# JUST FOR FUN NOVEMBER SOLUTION

## Solution



### Across

- [1] Decorative strips of fabric used for embellishment.
- [3] A measurement of the progression of events.
- [6] A shop that sells sewing items such as buttons, needles, and ribbons.
- [7] Fasteners used to open and close garments or bags.
- [9] The act of joining fabrics together with a needle and thread.
- [10] A craft that involves creating fabric items using a hooked needle.

### Down

- [2] Small fasteners used to secure fabric or clothing.
- [4] A fragrant purple flower often used in perfumes and soaps.
- [5] Sharp tools used for sewing and embroidery.
- [8] A craft that involves creating fabric items using yarn and needles.



# JUST FOR FUN DECEMBER

Get the children into the holiday spirit with our fun and engaging Christmas-themed word search and crossword puzzles!

It's the most wonderful time of the year

S	N	O	W	F	L	A	K	E	S
S	Y	D	S	L	T	O	H	U	N
A	P	A	T	W	R	E	A	T	H
N	U	T	A	J	O	Y	F	U	L
T	C	A	R	O	B	E	L	L	S
A	S	T	O	C	K	I	N	G	S
U	E	G	G	N	O	G	K	R	S
G	M	I	S	T	L	E	T	O	E
O	W	Q	M	L	E	L	V	E	S
A	C	H	I	M	N	E	Y	W	L

EGGNOG  
CHIMNEY  
MISTLETOE

SANTA  
STOCKINGS  
BELLS

STAR  
ELVES  
JOYFUL

SNOWFLAKES  
WREATH






# JUST FOR FUN DECEMBER

Do you know the answers to this crossword puzzle?

**Tis the season to be jolly!**



## Across

- [3] Christmas food made from fruit, nuts and spices
- [4] Christmas decoration that is hung on the fireplace
- [7] What do you put under the Christmas tree

## Down

- [1] Something that you decorate the top of the Christmas tree with
- [2] Santa's sleigh is pulled by these animals
- [5] What comes after the word jingle in the famous Christmas carol
- [6] Christmas decoration that is hung on a door
- [8] Christmas drink made from eggs, sugar and milk





# Did you know?



The largest Christmas stocking ever made was produced by the volunteer emergency services organization Pubblica Assistenza Carrara e Sezioni in Carrara, Tuscany, Italy, on 5 January 2011.

The stocking measured 51 meters and 35 centimetres (168 feet 5.65 inches) in length and 21 meters and 63 centimetres (70 feet 11.57 inches) in width (heel to toe)

The event was organised in order to raise money for a charity helping the aged, one of the group's key functions, and it was also a seasonal celebration for the city of Carrara.

Fulfilling the guideline that the stocking had to be filled with presents, the volunteers filled the stocking with balloons containing sweets inside.





# KEEP IN CONTACT



Don't forget to keep in contact.  
Like us, follow us and share our posts on our  
social media platforms.



**[www.lavenderandtime.co.za](http://www.lavenderandtime.co.za)**



**[info@lavenderandtime2.co.za](mailto:info@lavenderandtime2.co.za)**



**[lavenderandtime3](https://www.instagram.com/lavenderandtime3)**



**063 551 6909**



**[lavenderandtime80](https://www.facebook.com/lavenderandtime80)**



**80 7th Avenue Edenvale**



# TIME TO BAKE



## CHRISTMAS REINDEER BROWNIES



Christmas reindeer brownies are a fun Christmas bake for kids. Why not turn this easy brownie recipe into some cute Rudolf's this Christmas.

With pretzel antlers and an adorable red nose, these adorable Reindeer Brownies are almost too cute to eat!

Aside from the cute-factor, these brownies are so easy to make! Christmas has never tasted better! Whether you are preparing a treat for your family, your co-workers, or your child's school, these cheerful brownies are the best! Nothing beats tasty, festival, and adorable!

### Ingredients

275 grams Butter(softened)

375 grams Caster Sugar

4 Eggs

75 grams Cocoa Powder

100 grams Self Raising Powder

100 grams Chocolate Chips

### To Decorate

30 Icing Eyes

15 Red Smarties

30 Small Pretzels







# REINDEER BROWNIES



## HOW TO MAKE REINDEER BROWNIES

**Preheat your oven to 180C/160c Fan/375F and prepare a 30 x23cm baking tin**

Get your toddler to butter your baking tin then line the base and sides with baking paper.



## MEASURE OUT THE BROWNIE INGREDIENTS



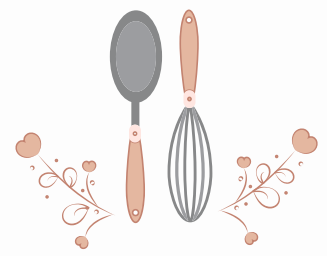
Get your kids to measure out all the ingredients and add them to a large mixing bowl or freestanding mixer.

Weigh the butter and get your kids to cut it into small pieces. If it's not soft enough, pop into the microwave for a few seconds to soften it and make it easier to mix.

Measure everything else out in turn, in a small bowl before adding it to your mixing bowl.

Get your kids to crack the eggs into a small bowl before you add them to your mixing bowl just in case any shell gets in.

I normally have a spare bowl next to us so the kids can put the shell in there. If any small bits of shell do go in, the easiest way of fishing it out is with a large bit of shell.



# REINDEER BROWNIES

## MIX EVERYTHING TOGETHER

Use either a hand mixer, wooden spoons, or the k paddle of your freestanding mixer to mix everything together.



## BAKE THE CHRISTMAS BROWNIES

Spoon/pour the brownie mixture into the prepared baking tin. Give your kids a spatula and get them to spread the mixture gently into the corners and level the top.

Bake the brownies in the oven for 40-45 minutes. If it starts to brown too much on top, cover it with foil for the last 10-15 minutes.

The Christmas brownies are ready when they have a nice crust on top and if you stick a skewer in the middle it should come out relatively clean. If you like brownies that are still a bit gooey it's ok for there to be a little mixture on the skewer.



## DECORATE THE CHRISTMAS REINDEER BROWNIES

These cute Rudolf's are really easy to decorate which is why they're the perfect Christmas brownie recipe. Take a small pretzel and push it into the corner of the brownie slice. Repeat this for the other ear.

To stick the Smartie nose and eyes on, either use a little bit of icing from an icing writer if you have them or a few squares of melted chocolate.

Serve and enjoy!





# FRIENDLY REMINDER

*Dear valued customers,*

*As the year draws to a close, we at Lavender & Time Haberdashery would like to take a moment to express our heartfelt gratitude for your unwavering support and patronage throughout the year. It has been an absolute pleasure serving you and being a part of your creative journey.*

*We would like to inform you that our shop will be closing on Friday, 22nd December to Monday, 8 January, 2024 to allow our staff to take a well-deserved break and spend time with their loved ones. We apologize for any inconvenience this may cause and thank you for your understanding.*

*We wish you all a very happy holiday season and safe travels wherever you may go. We look forward to continuing our creative and crafty adventures together in 2024 and beyond!*

*Warmest wishes,*

*The Lavender & Time Team*