

INTERIOR AREA: 74 SQ FT  
COVERED PATIO AREA: 18 SQ FT  
TOTAL AREA: 92 SQ FT



1 GROUND FLOOR PLAN  
3/8"= 1'-0"

NOTES:

1. THIS DRAWING IS A CAD DRAWING AND SHOULD NOT BE ALTERED MANUALLY.
2. THIS DRAWING MUST NOT BE USED FOR CONSTRUCTION UNLESS APPROVED OTHERWISE.
3. ALL DRAWINGS SHALL BE READ IN CONJUNCTION WITH ALL OTHER CONSULTANTS DRAWINGS AND SPECIFICATIONS.
4. THIS DOCUMENT MAY ONLY BE USED BY LONG WAY HOME'S CLIENT (AND ANY OTHER PERSON WHO LWH HAS GIVEN PERMISSION TO USE THIS DOCUMENT) FOR THE PURPOSE FOR WHICH IT WAS PREPARED AND MUST NOT BE USED BY ANY OTHER PERSON OR FOR ANY OTHER PURPOSE.
5. THIS DRAWING IS PROTECTED BY INTERNATIONAL COPYRIGHT LAW.

MATERIALS KEY	
	CONCRETE
	TIRE
	EARTHBAGS
	TIMBER
	ROCK
	EARTH
	DRAINAGE (TILE + PVC)
	PROPERTY SEPARATION

CUT AT 4' ABOVE TOP OF SLAB

LONG WAY HOME  
SAN JUAN COMALAPA, GUATEMALA

WWW.LWHOME.ORG  
INFO@LWHOME.ORG

PROJECT:  
HERO SCHOOL

HERO SCHOOL

BUILDING:	NO:
EARTHBAG DOME	4

REVISIONS:			
NO.	DATE	DESC	DRAWN BY
1	26/05/2021	AS BUILT	S.M.

DRAWN BY:  
GERMAIN HOT

DATE:  
26 MAY 2021

SHEET TITLE:  
GROUND FLOOR PLAN

SCALE:	SHEET SIZE:
3/8"= 1'-0"	A1

SHEET NO.  
4-100

PAGE 1  
OF 11






INTERIOR AREA: 74 SQ FT  
COVERED PATIO AREA: 18 SQ FT  
TOTAL AREA: 92 SQ FT



 N  
PLAN VIEW AT TOP FLOOR  
1" = 1'-0"

- NOTES:
1. THIS DRAWING IS A CAD DRAWING AND SHOULD NOT BE ALTERED MANUALLY.
  2. THIS DRAWING MUST NOT BE USED FOR CONSTRUCTION UNLESS APPROVED OTHERWISE.
  3. ALL DRAWINGS SHALL BE READ IN CONJUNCTION WITH ALL OTHER CONSULTANTS DRAWINGS AND SPECIFICATIONS.
  4. THIS DOCUMENT MAY ONLY BE USED BY LONG WAY HOME'S CLIENT (AND ANY OTHER PERSON WHO LWH HAS GIVEN PERMISSION TO USE THIS DOCUMENT) FOR THE PURPOSE FOR WHICH IT WAS PREPARED AND MUST NOT BE USED BY ANY OTHER PERSON OR FOR ANY OTHER PURPOSE.
  5. THIS DRAWING IS PROTECTED BY INTERNATIONAL COPYRIGHT LAW.

MATERIALS KEY

-  EARTHBAGS
-  TIMBER
-  VENTILATION (PVC)

PLAN E IS CUT AT TOP OF UPPER SLAB.  
PLAN F IS CUT AT BOTTOM OF THE PIPES.

LONG WAY HOME  
SAN JUAN COMALAPA, GUATEMALA



WWW.LWHOME.ORG  
INFO@LWHOME.ORG

PROJECT:  
HERO SCHOOL



HERO SCHOOL

BUILDING: EARTHBAG DOME NO: 4

REVISIONS:			
NO.	DATE	DESC	DRAWN BY
1	26/05/2021	AS BUILT	S.M.

DRAWN BY:  
GERMAIN HOT

DATE:  
26 MAY 2021

SHEET TITLE:  
UPPER LEVEL PLANS

SCALE: 1" = 1'-0" SHEET SIZE: A1

SHEET NO.  
4-101  
PAGE 2 OF 11





SHALLOW TRENCH FILLED WITH GRAVEL  
TO PROVIDE CAPILLARY BREAK

4" DEEP TRENCH FOR ROCK WALL

1 FOUNDATION PLAN  
3/4"= 1'-0"

NOTES:

1. THIS DRAWING IS A CAD DRAWING AND SHOULD NOT BE ALTERED MANUALLY.
2. THIS DRAWING MUST NOT BE USED FOR CONSTRUCTION UNLESS APPROVED OTHERWISE.
3. ALL DRAWINGS SHALL BE READ IN CONJUNCTION WITH ALL OTHER CONSULTANTS DRAWINGS AND SPECIFICATIONS.
4. THIS DOCUMENT MAY ONLY BE USED BY LONG WAY HOME'S CLIENT (AND ANY OTHER PERSON WHO LWH HAS GIVEN PERMISSION TO USE THIS DOCUMENT) FOR THE PURPOSE FOR WHICH IT WAS PREPARED AND MUST NOT BE USED BY ANY OTHER PERSON OR FOR ANY OTHER PURPOSE.
5. THIS DRAWING IS PROTECTED BY INTERNATIONAL COPYRIGHT LAW.

MATERIALS KEY

- TIRE
- EARTHBAGS
- ROCK
- EARTH

LONG WAY HOME  
SAN JUAN COMALAPA, GUATEMALA



WWW.LWHOME.ORG  
INFO@LWHOME.ORG

PROJECT:

HERO SCHOOL



HERO  
SCHOOL

BUILDING:

EARTHBAG DOME

NO:

4

REVISIONS:

NO.	DATE	DESC	DRAWN BY
1	26/05/2021	AS BUILT	S.M.

DRAWN BY:

GERMAIN HOT

DATE:

26 MAY 2021

SHEET TITLE:

FOUNDATION PLAN

SCALE:

3/4"= 1'-0"

SHEET SIZE:


A1

SHEET NO.

4-102



INTERIOR AREA: 74 SQ FT  
COVERED PATIO AREA: 18 SQ FT  
TOTAL AREA: 92 SQ FT



A  
4-100  
TRANSVERSE SECTION  
1/2"= 1'-0"

B  
4-100  
LONGITUDINAL SECTION  
1/2"= 1'-0"

NOTES:

1. THIS DRAWING IS A CAD DRAWING AND SHOULD NOT BE ALTERED MANUALLY.
2. THIS DRAWING MUST NOT BE USED FOR CONSTRUCTION UNLESS APPROVED OTHERWISE.
3. ALL DRAWINGS SHALL BE READ IN CONJUNCTION WITH ALL OTHER CONSULTANTS DRAWINGS AND SPECIFICATIONS.
4. THIS DOCUMENT MAY ONLY BE USED BY LONG WAY HOME'S CLIENT (AND ANY OTHER PERSON WHO LWH HAS GIVEN PERMISSION TO USE THIS DOCUMENT) FOR THE PURPOSE FOR WHICH IT WAS PREPARED AND MUST NOT BE USED BY ANY OTHER PERSON OR FOR ANY OTHER PURPOSE.
5. THIS DRAWING IS PROTECTED BY INTERNATIONAL COPYRIGHT LAW.

MATERIALS KEY	
	EARTHBAGS
	TIRE
	CONCRETE
	COB
	TIMBER
	PVC
	ROCK
	EARTH
	GRAVEL
	PLASTER FINISH
	PROPERTY SEPARATION

LONG WAY HOME  
SAN JUAN COMALAPA, GUATEMALA

WWW.LWHOME.ORG  
INFO@LWHOME.ORG

PROJECT:  
**HERO SCHOOL**

BUILDING: EARTHBAG DOME	NO: 4
----------------------------	----------

REVISIONS:			
NO.	DATE	DESC	DRAWN BY
1	26/05/2021	AS BUILT	S.M.

DRAWN BY:  
GERMAIN HOT

DATE:  
26 MAY 2021

SHEET TITLE:  
SECTIONS

SCALE: 1/2"= 1'-0"	SHEET SIZE: A1
-----------------------	-------------------

SHEET NO.  
**4-200**

PAGE 4  
OF 11



INTERIOR AREA: 74 SQ FT  
COVERED PATIO AREA: 18 SQ FT  
TOTAL AREA: 92 SQ FT

**G** TRANSVERSE ELEVATION  
4-100 1/2"= 1'-0"

**H** LONGITUDINAL ELEVATION  
4-100 1/2"= 1'-0"

NOTES:

1. THIS DRAWING IS A CAD DRAWING AND SHOULD NOT BE ALTERED MANUALLY.
2. THIS DRAWING MUST NOT BE USED FOR CONSTRUCTION UNLESS APPROVED OTHERWISE.
3. ALL DRAWINGS SHALL BE READ IN CONJUNCTION WITH ALL OTHER CONSULTANTS DRAWINGS AND SPECIFICATIONS.
4. THIS DOCUMENT MAY ONLY BE USED BY LONG WAY HOME'S CLIENT (AND ANY OTHER PERSON WHO LWH HAS GIVEN PERMISSION TO USE THIS DOCUMENT) FOR THE PURPOSE FOR WHICH IT WAS PREPARED AND MUST NOT BE USED BY ANY OTHER PERSON OR FOR ANY OTHER PURPOSE.
5. THIS DRAWING IS PROTECTED BY INTERNATIONAL COPYRIGHT LAW.

MATERIALS KEY

- CONCRETE
- TIRE
- PLASTER FINISHES
- TIMBER
- STEEL
- GLASS
- ALUMINUM CANS
- ROCK
- EARTH
- PROPERTY SEPARATION
- PLASTIC SHINGLES

LONG WAY HOME  
SAN JUAN COMALAPA, GUATEMALA



WWW.LWHOME.ORG  
INFO@LWHOME.ORG

PROJECT:

HERO SCHOOL



HERO  
SCHOOL

BUILDING:

EARTHBAG DOME

NO:

4

REVISIONS:

NO.	DATE	DESC	DRAWN BY
1	26/05/2021	AS BUILT	S.M.

DRAWN BY:

GERMAIN HOT

DATE:

26 MAY 2021

SHEET TITLE:

ELEVATIONS

SCALE:

1/2"= 1'-0"

SHEET SIZE:

A1

SHEET NO.

4-300



THE DIFFERENCE IN BAG WIDTH IS COMPENSATED BY AN ADDITIONAL LAYER OF FINISHES (COB + ECOBRICKS)

CENTER OF THE CIRCLE USED TO FORM THE DOME INNER CONTOUR

1 BAGS GEOMETRY DETAIL  
1/2"= 1'-0"

2 BAGS CONTENT DETAIL  
1/2"= 1'-0"

NOTES:

1. THIS DRAWING IS A CAD DRAWING AND SHOULD NOT BE ALTERED MANUALLY.
2. THIS DRAWING MUST NOT BE USED FOR CONSTRUCTION UNLESS APPROVED OTHERWISE.
3. ALL DRAWINGS SHALL BE READ IN CONJUNCTION WITH ALL OTHER CONSULTANTS DRAWINGS AND SPECIFICATIONS.
4. THIS DOCUMENT MAY ONLY BE USED BY LONG WAY HOME'S CLIENT (AND ANY OTHER PERSON WHO LWH HAS GIVEN PERMISSION TO USE THIS DOCUMENT) FOR THE PURPOSE FOR WHICH IT WAS PREPARED AND MUST NOT BE USED BY ANY OTHER PERSON OR FOR ANY OTHER PURPOSE.
5. THIS DRAWING IS PROTECTED BY INTERNATIONAL COPYRIGHT LAW.

MATERIALS KEY

- EARTHBAGS
- TIRE
- COB

ALL BAGS ARE MADE OF POLYPROPYLENE

LONG WAY HOME  
SAN JUAN COMALAPA, GUATEMALA



WWW.LWHOME.ORG  
INFO@LWHOME.ORG

PROJECT:

HERO SCHOOL



HERO  
SCHOOL

BUILDING:

EARTHBAG DOME

NO:

4

REVISIONS:

NO.	DATE	DESC	DRAWN BY
1	26/05/2021	AS BUILT	S.M.

DRAWN BY:

GERMAIN HOT

DATE:

26 MAY 2021

SHEET TITLE:

DOME STRUCTURAL  
DETAILS

SCALE:

1/2"= 1'-0"

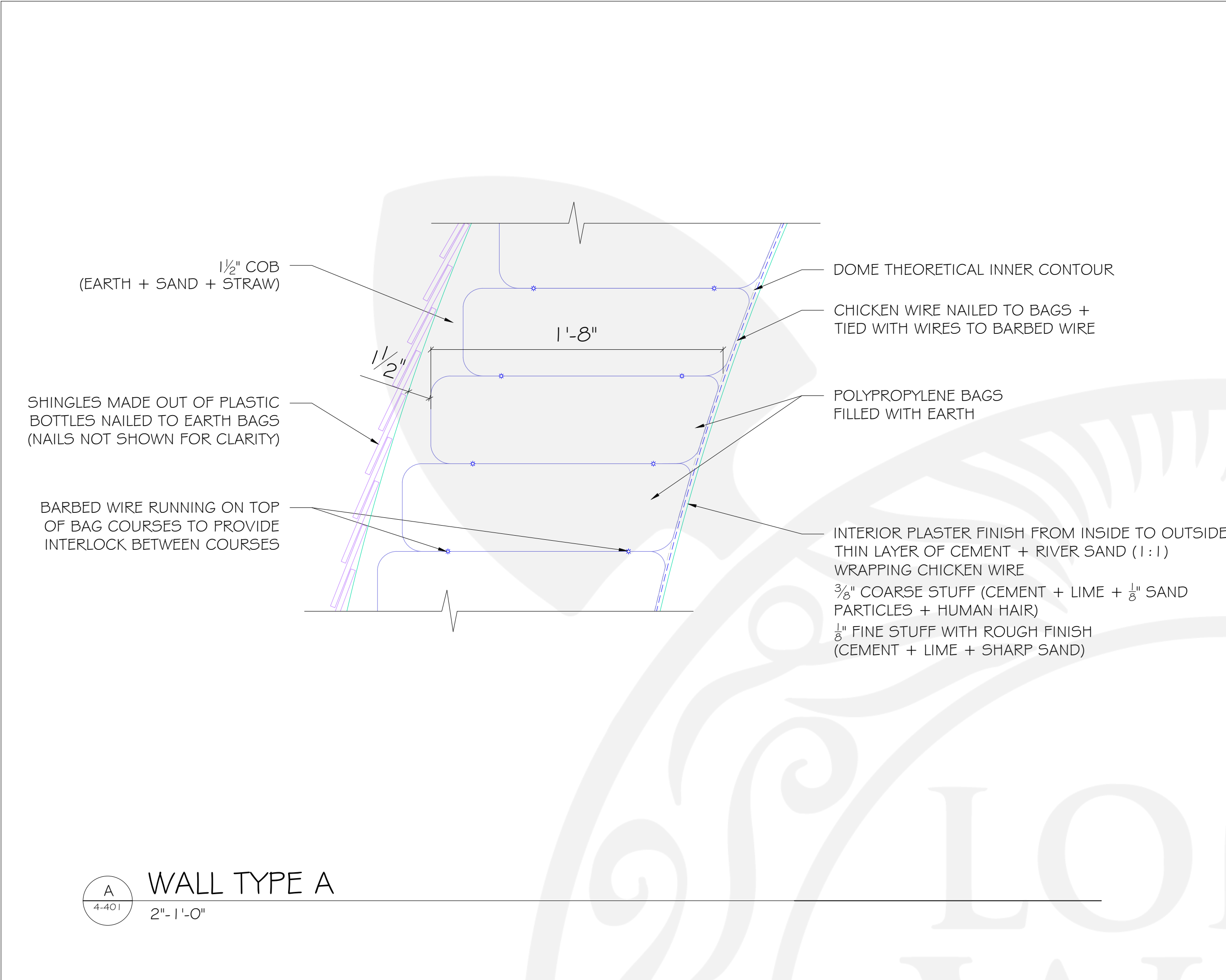
SHEET SIZE:

A1

SHEET NO.

4-400





**A**  
4-401  
**WALL TYPE A**  
2" = 1'-0"



**C**  
4-401  
**DOOR FRAME DETAIL**  
2" = 1'-0"



- NOTES:**
1. THIS DRAWING IS A CAD DRAWING AND SHOULD NOT BE ALTERED MANUALLY.
  2. THIS DRAWING MUST NOT BE USED FOR CONSTRUCTION UNLESS APPROVED OTHERWISE.
  3. ALL DRAWINGS SHALL BE READ IN CONJUNCTION WITH ALL OTHER CONSULTANTS DRAWINGS AND SPECIFICATIONS.
  4. THIS DOCUMENT MAY ONLY BE USED BY LONG WAY HOME'S CLIENT (AND ANY OTHER PERSON WHO LWH HAS GIVEN PERMISSION TO USE THIS DOCUMENT) FOR THE PURPOSE FOR WHICH IT WAS PREPARED AND MUST NOT BE USED BY ANY OTHER PERSON OR FOR ANY OTHER PURPOSE.
  5. THIS DRAWING IS PROTECTED BY INTERNATIONAL COPYRIGHT LAW.

MATERIALS KEY	
	EARTHBAGS
	STEEL
	FINISH
	PLASTIC BOTTLES
	CONCRETE
	BARBED WIRE
	OTHER

**LONG WAY HOME**  
SAN JUAN COMALAPA, GUATEMALA

WWW.LWHOME.ORG  
INFO@LWHOME.ORG

PROJECT:  
**HERO SCHOOL**

**HERO SCHOOL**

BUILDING:  
**EARTHBAG DOME**

NO:  
**4**

REVISIONS:			
NO.	DATE	DESC	DRAWN BY
1	26/05/2021	AS BUILT	S.M.

DRAWN BY:  
GERMAIN HOT

DATE:  
26 MAY 2021

SHEET TITLE:  
WALL FINISH DETAILS

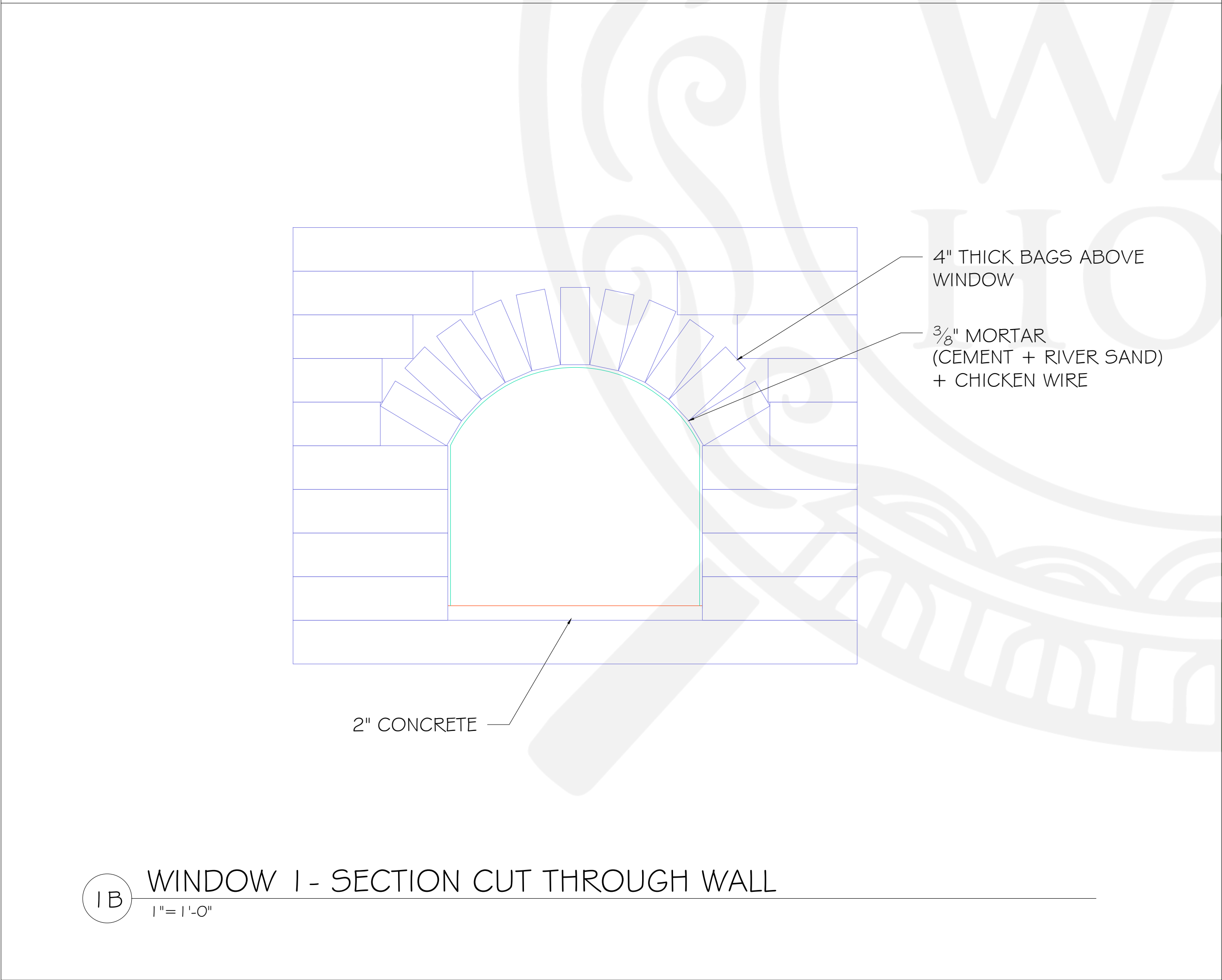
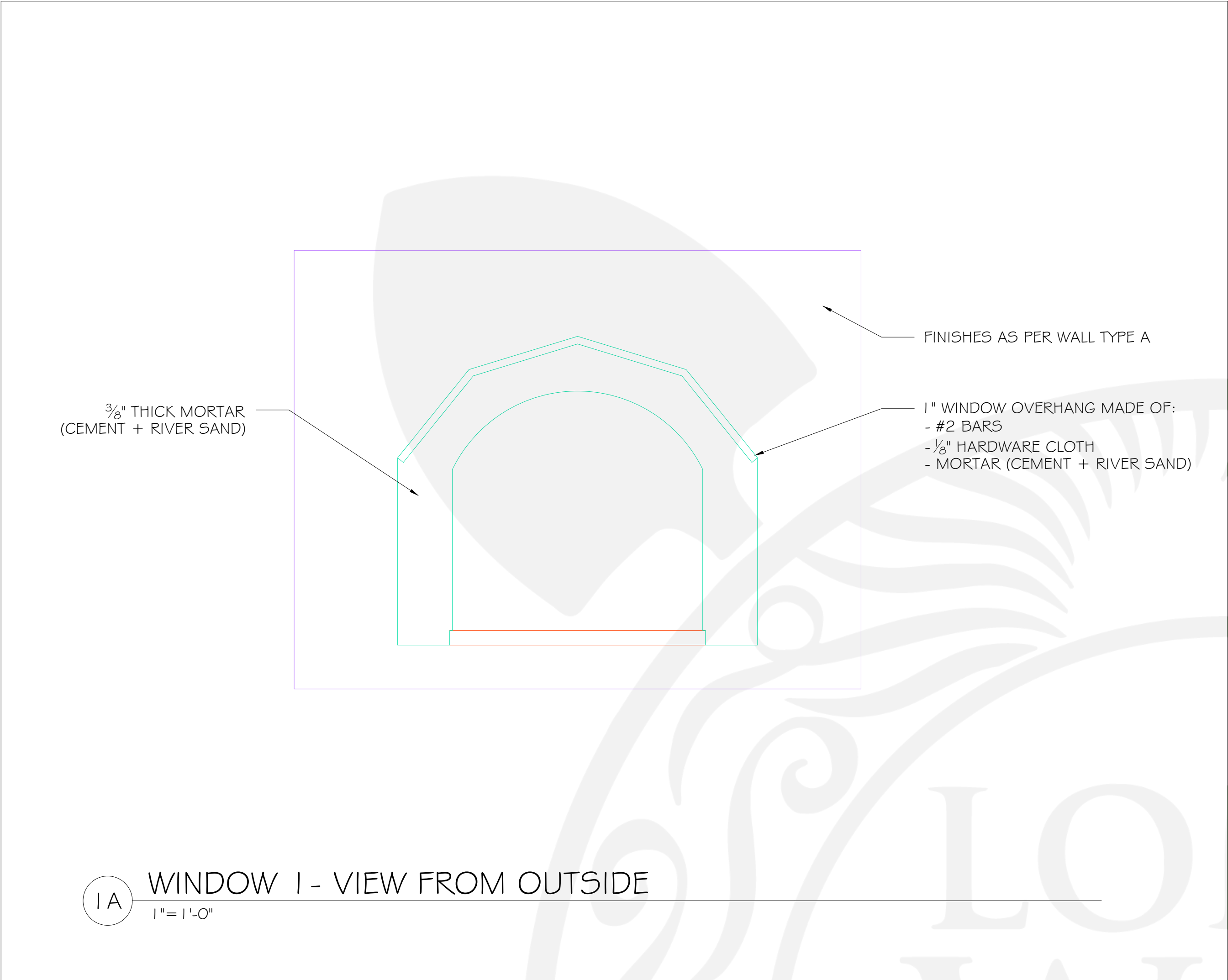
SCALE:  
AS SHOWN

SHEET SIZE:  
A1

SHEET NO.  
**4-401**

PAGE 7  
OF 11





- NOTES:
1. THIS DRAWING IS A CAD DRAWING AND SHOULD NOT BE ALTERED MANUALLY.
  2. THIS DRAWING MUST NOT BE USED FOR CONSTRUCTION UNLESS APPROVED OTHERWISE.
  3. ALL DRAWINGS SHALL BE READ IN CONJUNCTION WITH ALL OTHER CONSULTANTS DRAWINGS AND SPECIFICATIONS.
  4. THIS DOCUMENT MAY ONLY BE USED BY LONG WAY HOME'S CLIENT (AND ANY OTHER PERSON WHO LWH HAS GIVEN PERMISSION TO USE THIS DOCUMENT) FOR THE PURPOSE FOR WHICH IT WAS PREPARED AND MUST NOT BE USED BY ANY OTHER PERSON OR FOR ANY OTHER PURPOSE.
  5. THIS DRAWING IS PROTECTED BY INTERNATIONAL COPYRIGHT LAW.

MATERIALS KEY

- EARTHBAGS
- PLASTER FINISH
- CONCRETE
- PLASTIC SHINGLES

POSITION OF THE BAGS AROUND WINDOWS IS INDICATIVE. IN REALITY BAGS SHAPE ARE ADAPTED TO AVOID ANY GAPS BETWEEN BAGS.

BAGS ARE LAID OUT SIMILARLY AROUND CONCRETE DOOR FRAME.

LONG WAY HOME  
SAN JUAN COMALAPA, GUATEMALA

WWW.LWHOME.ORG  
INFO@LWHOME.ORG

PROJECT:  
HERO SCHOOL

HERO SCHOOL

BUILDING: EARTHBAG DOME NO: 4

REVISIONS:			
NO.	DATE	DESC	DRAWN BY
1	26/05/2021	AS BUILT	S.M.

DRAWN BY:  
GERMAIN HOT

DATE:  
26 MAY 2021

SHEET TITLE:  
WINDOW DETAILS

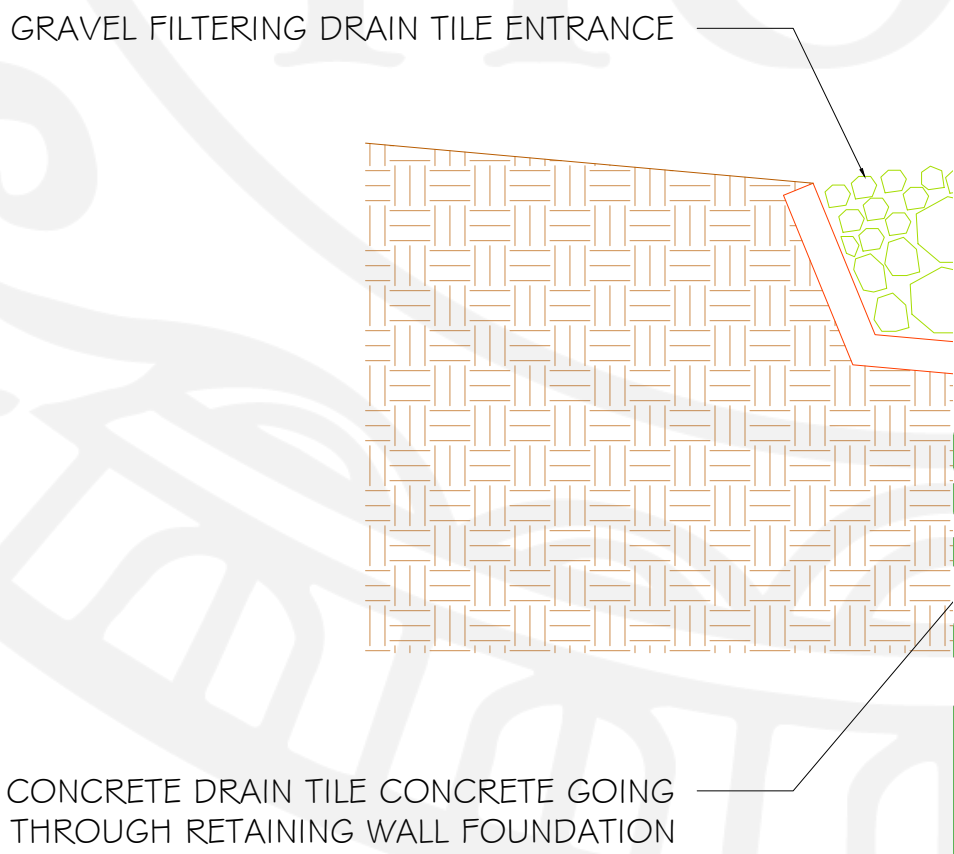
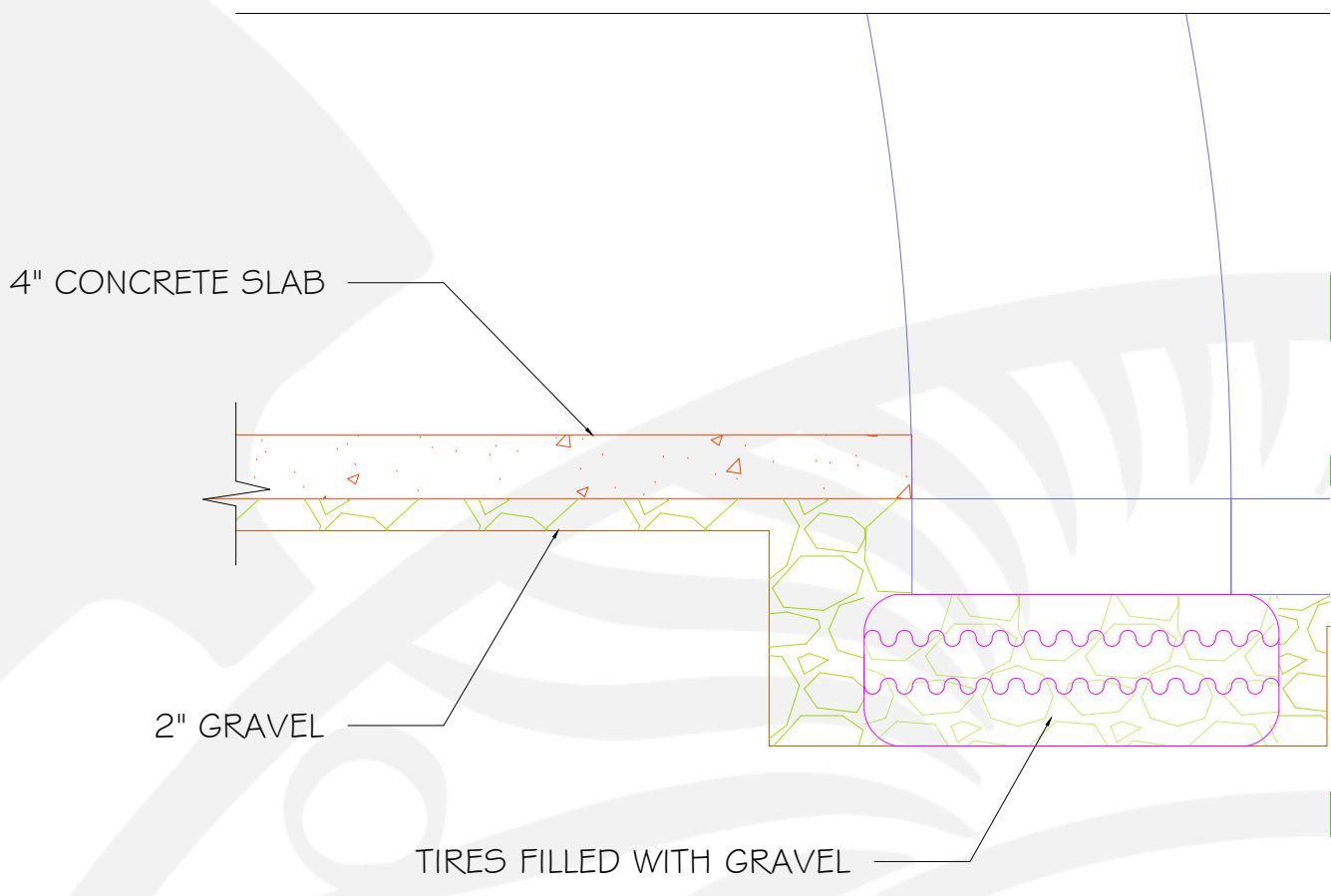

SCALE:  
1" = 1'-0"

SHEET SIZE:  
A1

SHEET NO.  
4-402

PAGE 8  
OF 11












**C**  
4-102  
FOUNDATION DETAIL  
1"= 1'-0"

**D**  
4-600  
DRAINAGE DETAIL  
1"= 1'-0"

## NOTES:

1. THIS DRAWING IS A CAD DRAWING AND SHOULD NOT BE ALTERED MANUALLY.
2. THIS DRAWING MUST NOT BE USED FOR CONSTRUCTION UNLESS APPROVED OTHERWISE.
3. ALL DRAWINGS SHALL BE READ IN CONJUNCTION WITH ALL OTHER CONSULTANTS DRAWINGS AND SPECIFICATIONS.
4. THIS DOCUMENT MAY ONLY BE USED BY LONG WAY HOME'S CLIENT (AND ANY OTHER PERSON WHO LWH HAS GIVEN PERMISSION TO USE THIS DOCUMENT) FOR THE PURPOSE FOR WHICH IT WAS PREPARED AND MUST NOT BE USED BY ANY OTHER PERSON OR FOR ANY OTHER PURPOSE.
5. THIS DRAWING IS PROTECTED BY INTERNATIONAL COPYRIGHT LAW.

### MATERIALS KEY

-  EARTHBAGS
-  TIRE
-  CONCRETE
-  DRAIN TILE
-  ROCK
-  EARTH
-  GRAVEL

LONG WAY HOME  
SAN JUAN COMALAPA, GUATEMALA



WWW.LWHOME.ORG  
INFO@LWHOME.ORG

PROJECT:

HERO SCHOOL



HERO  
SCHOOL

BUILDING:

EARTHBAG DOME

NO:

4

### REVISIONS:

NO.	DATE	DESC	DRAWN BY
1	26/05/2021	AS BUILT	S.M.

DRAWN BY:

GERMAIN HOT

DATE:

26 MAY 2021

SHEET TITLE:

FOUNDATION +  
DRAINAGE DETAILS

SCALE:

1"= 1'-0"

SHEET SIZE:

A1

SHEET NO.

4-403









1 ELECTRICITY PLAN  
3/4"= 1'-0"

## NOTES:

1. THIS DRAWING IS A CAD DRAWING AND SHOULD NOT BE ALTERED MANUALLY.
2. THIS DRAWING MUST NOT BE USED FOR CONSTRUCTION UNLESS APPROVED OTHERWISE.
3. ALL DRAWINGS SHALL BE READ IN CONJUNCTION WITH ALL OTHER CONSULTANTS DRAWINGS AND SPECIFICATIONS.
4. THIS DOCUMENT MAY ONLY BE USED BY LONG WAY HOME'S CLIENT (AND ANY OTHER PERSON WHO LWH HAS GIVEN PERMISSION TO USE THIS DOCUMENT) FOR THE PURPOSE FOR WHICH IT WAS PREPARED AND MUST NOT BE USED BY ANY OTHER PERSON OR FOR ANY OTHER PURPOSE.
5. THIS DRAWING IS PROTECTED BY INTERNATIONAL COPYRIGHT LAW.

### ELECTRICITY KEY

-  SWITCH
-  LIGHT
-  OUTLET HIGH LEVEL (ABOUT 1 M ABOVE GROUND)
-  OUTLET LOW LEVEL (ABOUT 0.2 M ABOVE GROUND)
-  MAIN FEED
-  FUSE BOX

LONG WAY HOME  
SAN JUAN COMALAPA, GUATEMALA



WWW.LWHOME.ORG  
INFO@LWHOME.ORG

PROJECT:

HERO SCHOOL



HERO  
SCHOOL

BUILDING:

EARTHBAG DOME

NO:

4

### REVISIONS:

NO.	DATE	DESC	DRAWN BY
1	26/05/2021	AS BUILT	S.M.

DRAWN BY:

GERMAIN HOT

DATE:

26 MAY 2021

SHEET TITLE:

ELECTRICITY PLAN

SCALE:

3/4"= 1'-0"

SHEET SIZE:

A1

SHEET NO.

4-500

PAGE 10  
OF 11





1 DRAINAGE PLAN  
3/8"= 1'-0"

NOTES:

1. THIS DRAWING IS A CAD DRAWING AND SHOULD NOT BE ALTERED MANUALLY.
2. THIS DRAWING MUST NOT BE USED FOR CONSTRUCTION UNLESS APPROVED OTHERWISE.
3. ALL DRAWINGS SHALL BE READ IN CONJUNCTION WITH ALL OTHER CONSULTANTS DRAWINGS AND SPECIFICATIONS.
4. THIS DOCUMENT MAY ONLY BE USED BY LONG WAY HOME'S CLIENT (AND ANY OTHER PERSON WHO LWH HAS GIVEN PERMISSION TO USE THIS DOCUMENT) FOR THE PURPOSE FOR WHICH IT WAS PREPARED AND MUST NOT BE USED BY ANY OTHER PERSON OR FOR ANY OTHER PURPOSE.
5. THIS DRAWING IS PROTECTED BY INTERNATIONAL COPYRIGHT LAW.

WATER MANAGEMENT KEY

→→→→→ DENOTES FLOW OF RAINWATER

○ DRAINAGE PIPE (TILE + PVC)

LONG WAY HOME  
SAN JUAN COMALAPA, GUATEMALA



PROJECT:  
HERO SCHOOL  
HERO SCHOOL

BUILDING: EARTHBAG DOME NO: 4

REVISIONS:			
NO.	DATE	DESC	DRAWN BY
1	26/05/2021	AS BUILT	S.M.

DRAWN BY:  
GERMAIN HOT

DATE:  
26 MAY 2021

SHEET TITLE:  
DRAINAGE PLAN

SCALE: 3/8"= 1'-0" SHEET SIZE: A1

SHEET NO.  
4-600  
PAGE 11  
OF 11