

## Détails du fond

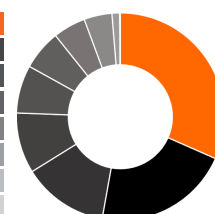
<b>Fund Manager</b>	<b>Philippe Pratte, CIM</b>
<b>Fund Code</b>	<b>PRM 201</b>
<b>Class</b>	<b>P</b>
<b>Inception Date</b>	<b>2022</b>
<b>Asset Class</b>	<b>Fixed income</b>
<b>Currency</b>	<b>CAD</b>
<b>Total Assets</b>	<b>31.29 M</b>
<b>Value per Unit</b>	<b>18.31\$</b>
<b>Eligibility</b>	<b>Reg. and Non Reg.</b>

## Fund Description

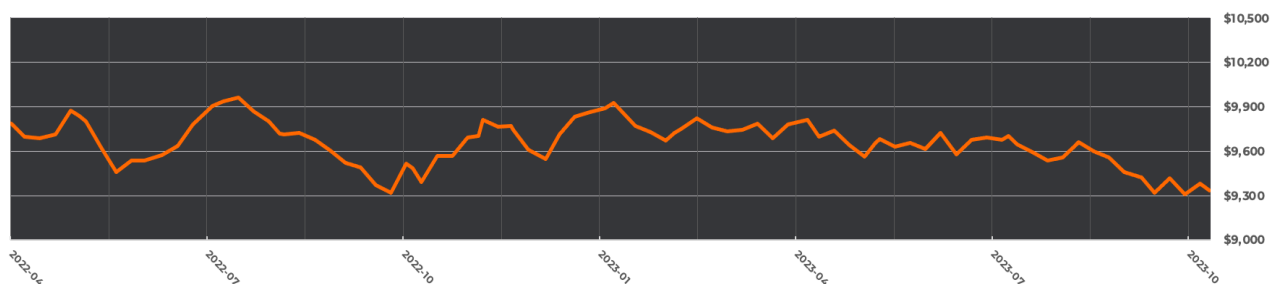
Our objective is to generate stable, predictable income by investing primarily in quality North American fixed-income securities.

## Weighting

<b>Canadian Corporate Bonds L.T.</b>	<b>31.59%</b>
<b>Canadian Government Bonds M.T.</b>	<b>21.20%</b>
<b>Canadian Equity</b>	<b>13.33%</b>
<b>Cash and Equivalents Foreign</b>	<b>9.43%</b>
<b>Corporate Bonds Other</b>	<b>7.47%</b>
<b>US Equity</b>	<b>6.23%</b>
<b>Foreign Government Bonds</b>	<b>5.07%</b>
<b>International Equity</b>	<b>4.35%</b>
<b>Foreign Bonds - Other</b>	<b>1.19%</b>
	<b>0.10%</b>



## Performance



## Rate of Return

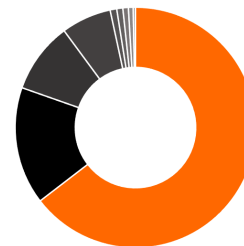
	1 Month	3 Months	6 Months	YTD	1 Year	3 Years	5 Years	10 Years	Inception
<b>Rate of return</b>	<b>-0.93%</b>	<b>-3.77%</b>	<b>-4.89%</b>	<b>-2.23%</b>	<b>-1.58%</b>	<b>-- %</b>	<b>-- %</b>	<b>-- %</b>	<b>-3.96%</b>
(Ann. If over 1 year)									
<b>Benchmark</b>	<b>0.43%</b>	<b>-2.39%</b>	<b>-5.05%</b>	<b>-1.28%</b>	<b>-0.24%</b>	<b>-4.87%</b>	<b>0.23%</b>	<b>1.58%</b>	<b>-- %</b>

## Top Holdings

<b>BMO Long Corporate Bond Index ETF</b>	<b>20.88%</b>
<b>BMO Mid Corporate Bond Index ETF</b>	<b>11.17%</b>
<b>BMO Long Provincial Bond Index ETF</b>	<b>9.99%</b>
<b>Purpose Strategic Yield Fund ETF</b>	<b>9.45%</b>
<b>Cash and Cash Equivalents</b>	<b>6.70%</b>
<b>BMO Short Provincial Bond Index ETF</b>	<b>5.66%</b>
<b>BMO Short-Term US TIPS Index ETF</b>	<b>5.02%</b>
<b>Purpose Enhanced Prem Yield Fund ETF</b>	<b>4.20%</b>
<b>BMO Laddered Preferred Share Index ETF</b>	<b>3.98%</b>

## Sector Allocation

<b>Fixed Income</b>	<b>64.01%</b>
<b>Exchange Traded Fund</b>	<b>15.68%</b>
<b>Cash and Cash Equivalent</b>	<b>9.43%</b>
<b>Financial Services</b>	<b>6.66%</b>
<b>Energy</b>	<b>0.88%</b>
<b>Real Estate</b>	<b>0.81%</b>
<b>Utilities</b>	<b>0.73%</b>
<b>Telecommunications</b>	<b>0.64%</b>
<b>Industrial Services</b>	<b>0.30%</b>



## Investors

This fund is designed for investors seeking to maximize income while preserving capital. The fund is designed for investors who prefer a strategy focused on generating regular income from North American fixed-income securities. Investment horizon: Designed for long-term vision, Pratte Income Fund recommends a 5-year commitment to realize its full potential.

## Strategy

We adjust the duration and volatility of our portfolio based on monetary policy and interest rate changes. The fund's allocation will be defined among the following: bonds, exchange traded funds, fixed income securities, preferred shares, Canadian and U.S. equities, mutual funds, hedge fund interests and alternative investments.

The information contained in this report is derived from sources believed to be reliable, but the accuracy and completeness of this information can not be guaranteed and, in providing the information, the author and Pratte Portfolio Management assume no liability whatsoever. This information was current as of the date indicated in this bulletin, and neither the author nor Pratte Portfolio Management assumes any obligation to update it or to report any new developments with respect to this information.

