

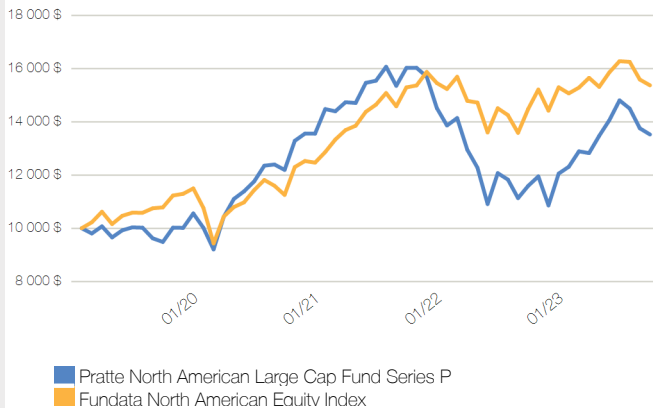
Pratte North American Large Cap Fund Series P

North American Equity

As at October 31, 2023

Start Date	(Jan 4, 2019)	Distribution Yield	0.71%	RRSP Eligible	Yes
NAVPS	\$11.92	Classification	Pooled	Load	No Load
MER	-	Assets (\$mil)	70.16		

GROWTH OF \$10,000



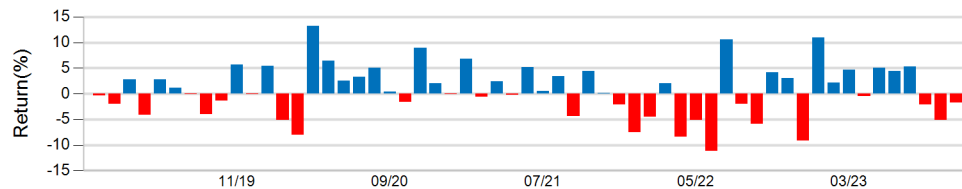
RETURN (%)

	SIMPLE (%)				COMPOUND (%)				
	1 Mth	3 Mth	6 Mth	YTD	1 Yr	3 Yr	5 Yr	10 Yr	Inception
QUARTILE	-	-	-	-	-	-	-	-	-
FUND	-1.69	-8.66	5.45	24.53	16.65	3.51	-	-	6.57
BENCHMARK	-1.39	-5.57	-1.79	6.60	6.13	10.95	10.18	10.61	-
CATEGORY AVG	-2.78	-7.78	-2.88	3.70	4.06	6.33	6.92	7.52	-

CALENDAR RETURN (%)

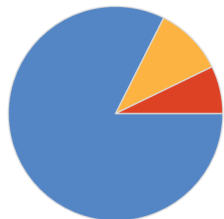
	2022	2021	2020	2019	2018	2017	2016	2015	2014	2013
FUND	-30.81	15.78	35.34	-	-	-	-	-	-	-
BENCHMARK	-9.17	26.72	10.91	24.09	-2.58	11.54	14.85	5.50	17.31	26.78
QUARTILE RANK	-	-	-	-	-	-	-	-	-	-
CATEGORY AVG	-14.77	18.87	16.55	20.45	-6.12	10.59	4.55	6.38	14.45	28.14

5 YEAR MONTHLY PERFORMANCE



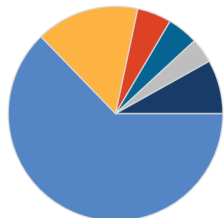
	RETURN (%)	MONTH
Best	13.29	Apr-20
Worst	-11.13	Jun-22

ASSET ALLOCATION (%)



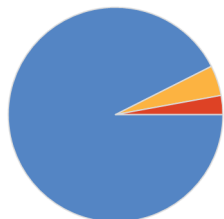
US Equity	85.2
Canadian Equity	10.8
International Equity	7.4

SECTOR ALLOCATION (%)



Technology	62.8
Consumer Services	15.6
Consumer Goods	5.2
Industrial Goods	4.7
Financial Services	3.8
Other	8.1

GEOGRAPHIC ALLOCATION (%)



North America	92.6
Europe	4.6
Asia	2.9

As at Oct 31, 2023

TOP HOLDINGS (%)

As at Oct 31, 2023

Crowdstrike Holdings Inc Cl A	4.89
Microsoft Corp	4.68
Vertiv Holdings Co Cl A	4.65
Spotify Technology SA	4.56
Amazon.com Inc	4.47
Celsius Holdings Inc	4.44
Super Micro Computer Inc	4.26
Alphabet Inc Cl C	3.96
Okta Inc Cl A	3.93
Uber Technologies Inc	3.85

Total

43.69

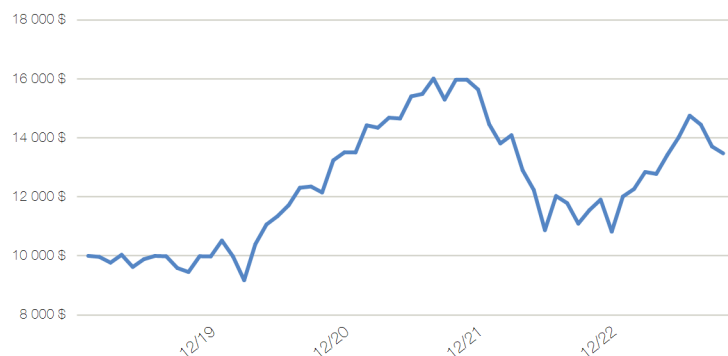
MANAGEMENT STYLE

EQUITY

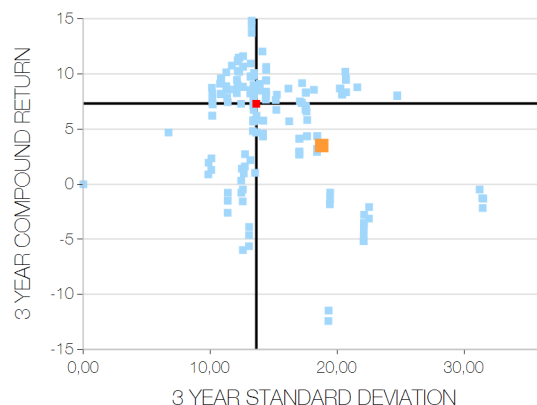
			LARGE
			MID
			SMALL
VALUE	BLEND	GROWTH	

Pratte North American Large Cap Fund Series P - Continued

FUNDATA PROSPECTUS RISK INDEX UNAVAILABLE



Pratte North American Large Cap Fund Series P



Pratte North American Large Cap Fund Series P
Other - North American Equity
Median

PROSPECTUS RISK

LOW

LOW

DATA NOT AVAILABLE

HIGH

HIGH

VOLATILITY METER

LOW

HIGH

Risk	1 Yr	3 Yr	5 Yr	10 Yr
Beta	1.19	1.19	-	-
Alpha	0.09	-0.08	-	-
Sharpe	0.68	0.17	-	-
Treynor	0.11	0.03	-	-
R-squared	0.61	0.73	-	-

FUND MANAGER

Pratte Portfolio Management Inc.

PORTFOLIO MANAGER

Philippe Pratte, Pratte Portfolio Management Inc.

SUB-ADVISOR

-

OBJECTIVE

To provide a consistent appreciation of investment capital primarily in North American liquid securities.

STRATEGY

We use quantitative analysis to generate investment ideas. The theme and the analysis criteria are chosen and adjusted to market cycles. Technical analysis is applied to determine price action strength, probability and to improve trade executions. Risk management is controlled by adjusting position sizing, market exposure and a tactical asset allocation within the assets held by the fund.

SALES STATUS

Sales status	Open	RSP Initial	\$1,000	PAC Subsequent	-	Load	No Load
How Sold	Direct Agency	RSP Subsequent	-	SWP Allowed	No	Max FE	-
Sold In	AB BC MB NB NL NU NS NT ON PE PQ SK YT	Non-RSP Initial	\$1,000	SWP Min Balance	-	Max DSC	-
		Non-RSP Subsequent	-	SWP Min Withdrawl	-	Trailer Fee	0.00%
		PAC Allowed	Yes	Management Fee	-	Max FE Trailer	-
		PAC Initial Investment	-	MER	-	Max DSC Trailer	-