

Enduro Deluxe Chair

Assembly instructions



1








2

3

4

5

1. Insert the back firmly into the mechanism at the back of the seat unit.
2. Push down all the way until the back bottoms out.
3. Lift the back slowly through the ratchet slots until the lumbar is in the correct position.
4. If you raise the back beyond the top ratchet slot, go back to point 2.

 1PC	 2PCS	 1PC	 1PC	 1PC	 5PCS
M6X25					
 A 6PCS					

