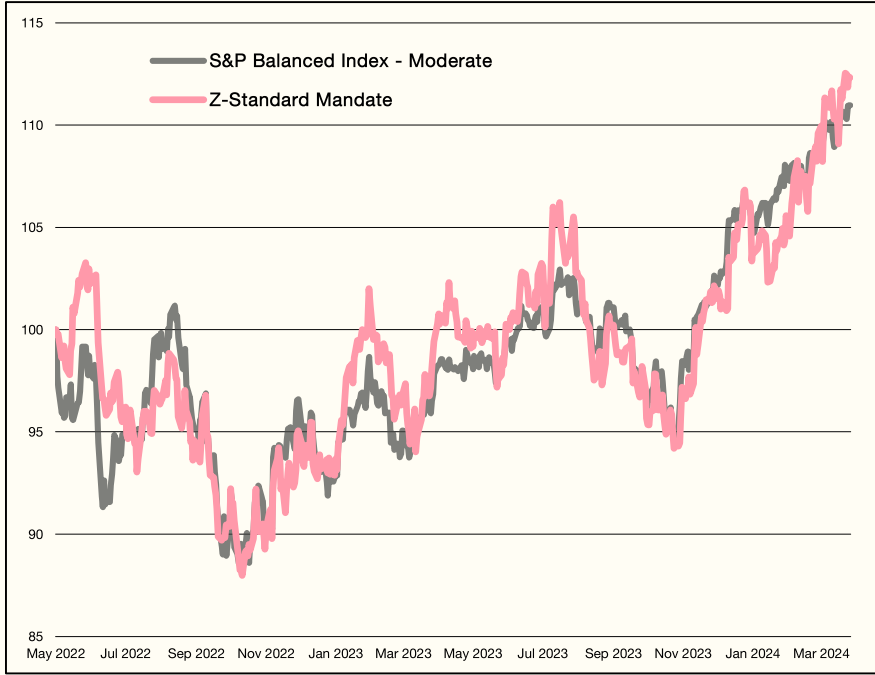
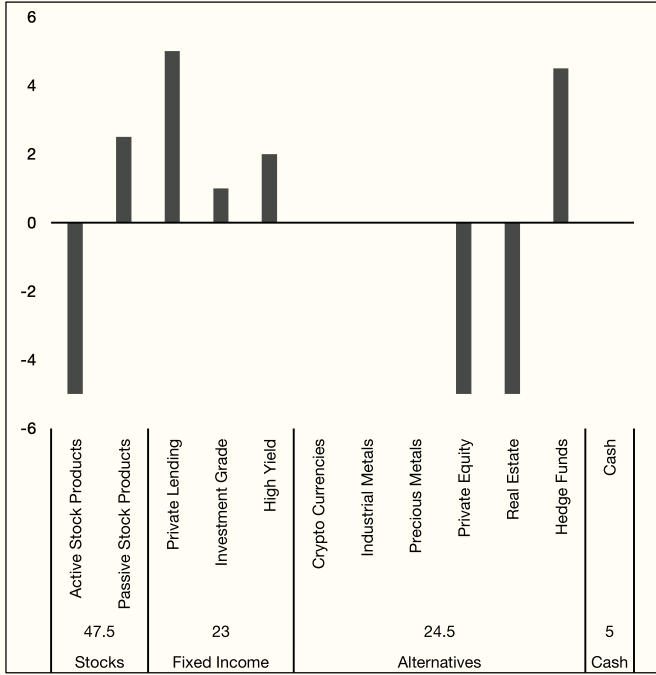


Performance since Inception in USD 12.3%

Z-Standard Mandate

Clients who open a mandate with Zeltner & Co can feel safe in the knowledge that a team of experts across different asset classes will be dedicating their significant expertise to the management of their wealth. We diversify our clients' money not only across a range of asset classes, but also across systematic scenarios. Some of the assets are stored physically or are totally decentralised, while others may benefit from a working fiscal and monetary system. By choosing this option, you can follow our Family Office's asset allocation with your personal risk parameters applied, without paying any wealth management fees.

Tactical Positioning



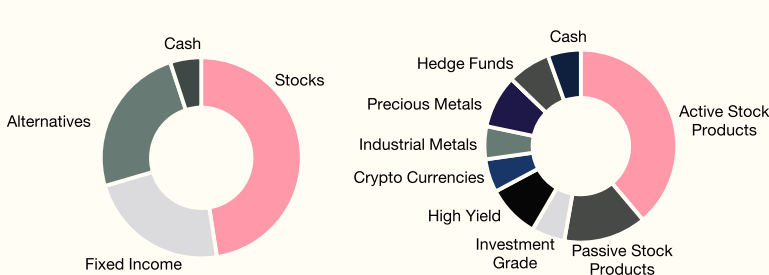
Z-Standard Mandate: Paper Portfolio indexed 04.05.2022 = 100. Mandate performance without transaction fees. The performance of individual mandates may therefore deviate.

Monthly Performance (Paper Portfolio)

Year	Jan	Feb	Mar	Apr	May	Jun	Jul	Aug	Sep	Oct	Nov	Dec	YTD
2024													
MANDATE	-1.79%	3.95%	3.78%	-	-	-	-	-	-	-	-	-	5.94%
BENCH*	0.78%	1.69%	1.97%	-	-	-	-	-	-	-	-	-	4.50%
DELTA	-2.57%	2.26%	1.81%	-	-	-	-	-	-	-	-	-	1.44%
2023													
MANDATE	7.31%	-3.22%	3.02%	1.02%	-2.15%	4.50%	2.73%	-4.58%	-2.46%	-3.96%	7.49%	4.59%	14.10%
BENCH*	4.89%	-2.83%	3.68%	1.22%	-0.50%	2.68%	1.37%	-1.19%	-3.93%	-2.02%	6.80%	4.27%	14.71%
DELTA	2.42%	-0.39%	-0.66%	-0.19%	-1.65%	1.82%	1.36%	-3.39%	1.48%	-1.95%	0.69%	0.33%	-0.62%
2022													
MANDATE	-	-	-	-	-	-4.27%	1.34%	-2.43%	-4.44%	-0.36%	3.35%	-0.24%	-7.07%
BENCH*	-	-	-	-	-	-6.12%	6.02%	-3.96%	-6.95%	3.22%	4.61%	-3.61%	-7.43%
DELTA	-	-	-	-	-	1.85%	-4.68%	1.53%	2.51%	-3.58%	-1.25%	3.37%	0.35%

*Benchmark = S&P Balanced Equity and Bond Index - Moderate

Asset Allocation



Statistics

PERFORMANCE MEASURE	STD. MANDATE	BENCHMARK
Annualized Volatility ¹	13.01%	11.25%
Sharpe Ratio ²	0.22	0.30
Beta ³	0.86	1.00
Jensen's Alpha ⁴	0.82%	0.00%

¹Volatility: Annualized standard deviation of weekly returns since inception.

²Sharpe Ratio: Annualized average weekly returns since inception minus one-year treasury yield divided by the annualized volatility since inception.

³Beta: Covariance of mandate and benchmark returns divided by the variance of the benchmark returns since inception.

⁴Jensen's Alpha: Annualized return since inception minus CAPM return.

The explanations and information in this publication have been compiled by Zeltner & Co. GmbH to the best of its knowledge exclusively for information and marketing purposes. This publication does not constitute a solicitation or an offer or recommendation to buy or sell any investment instruments or to engage in any other transactions. It also does not constitute advice on legal, tax or other issues. The information contained in this publication should not be construed as a personal recommendation and does not consider the investment objectives, the investment strategies or the financial situation or needs of any particular person. They are based on numerous assumptions. Different assumptions can lead to materially different results. All information and opinions contained in this publication come from sources deemed reliable and credible. Zeltner & Co. GmbH and its employees disclaim all liability for incorrect or incomplete information as well as losses or lost profits that may arise from the use of information and the consideration of opinions. A past performance or positive return on an investment is not a guarantee of future results and a positive return in the future. Similarly, exchange rate fluctuations can have a negative impact on the development, value or return of financial instruments. All information and opinions as well as stated forecasts, estimates and market prices are only current at the time of writing this publication and are subject to change at any time without prior notice. Any duplication or reproduction of this publication, even in extracts, is not permitted without the prior written consent of Zeltner & Co. GmbH. Unless otherwise agreed in writing, any distribution and transmission of this publication material to third parties is prohibited. Zeltner & Co. GmbH assumes no liability for claims or actions of third parties resulting from the use or distribution of this publication. The distribution of this publication may only take place within the framework of the applicable legislation. It does not apply to persons abroad who do not allow access to such publications by the legal system of their country of domicile.