


# Blanc

Full Ceramic Disposable



# 100% HTE Compatible

Built with CCELL EVO, our all-new heating technology, Blanc is capable of bringing out the distinctive aromas and rich flavor profiles of high terpene extracts, allowing for a memorable, true-to-plant experience with every inhale.






# Sleek Design

Blanc is not your typical ceramic vape - it is designed both for functionality and beauty, using a proprietary ceramic formula that allows the product to be both sturdy and sleek.

This metal-bodied disposable vape presents a modern, stylish look that emphasizes the beauty of the ceramic contained within.

# Easy Capping

With 60% less force required, the snap-fit design makes batch capping a breeze.





# Every Drop Counts

Blanc has a rechargeable\*, micro-USB compatible battery that allows users to vape with peace of mind knowing every drop of oil is atomized perfectly.

\*Blanc is rechargeable up to 10 times.

# Clean, Safe, Worry-Free

Elevate your customers' vaping experience with our state-of-the-art full ceramic cartridge.

Thanks to its ceramic center post and mouthpiece, Blanc provides cleaner, purer flavors, with the highest level of consumer safety possible.



# Specs

- Tank Volume: 0.3ml/ 0.5ml/ 1ml
- Battery Capacity: 190mAh
- Dimensions:  
 $\phi 0.42 \times 4.27/4.62/4.93$  (in) /  $\phi 10.6 \times 108.4/117.4/125.23$  (mm)
- Snap-fit mouthpiece
- LED charging and inhalation indicator
- Inhale activated
- Micro-USB charging
- Available for customization
- Materials:
  - Mouthpiece: Aluminum ceramic
  - Center Post: Zirconia ceramic
  - Oil Tank: Glass
  - Body: Metal
- Color: Silver



Top



Front

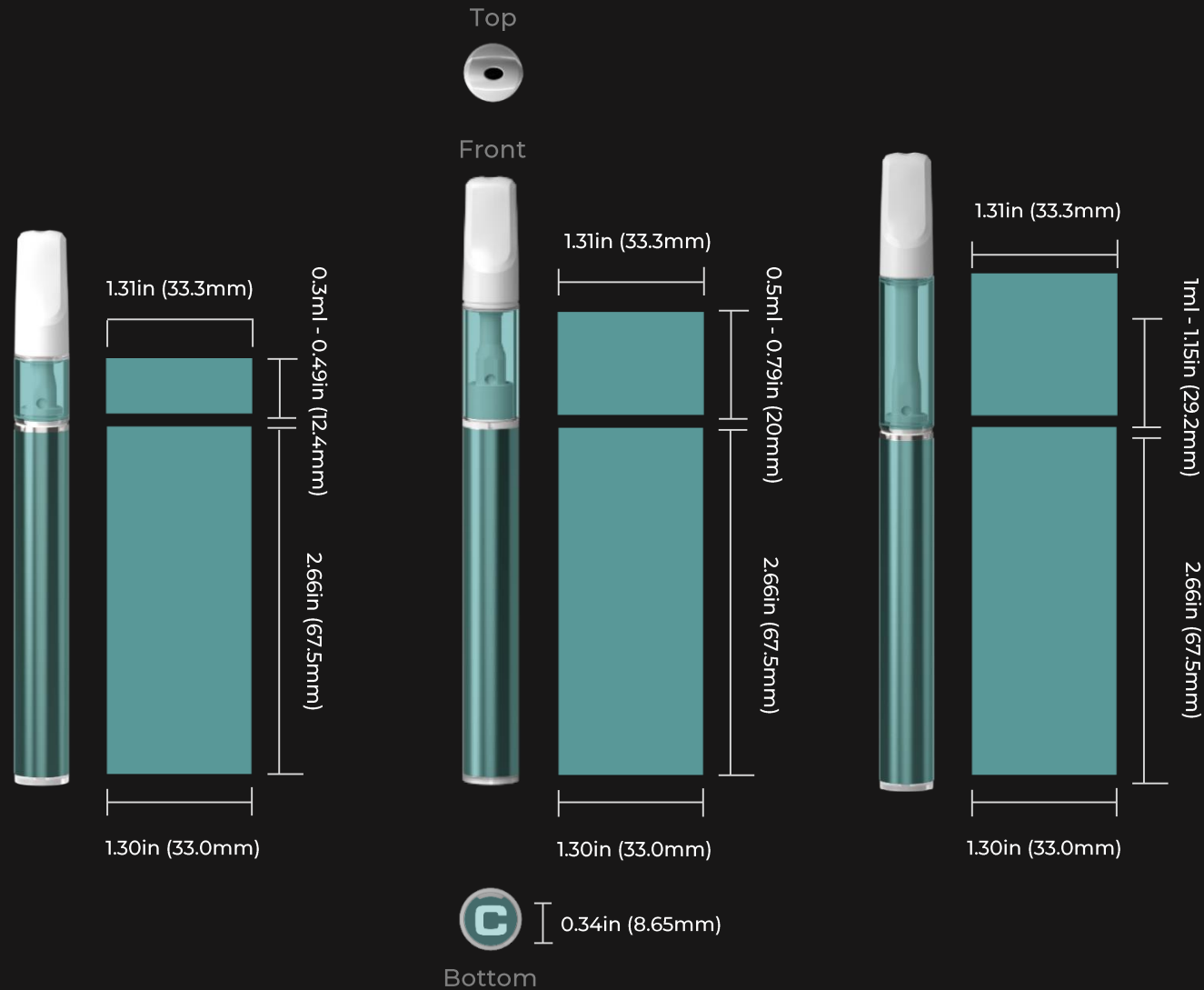


Left



Bottom

# OEM Capabilities



## Oil Tank

**OEM Option:** Silkscreen printing

**OEM Dimensions:**

0.49/0.79/1.15H x 1.31W (in) / 12.4/20/29.2H x 33.3W (mm)

## Battery Case

**OEM Options:** Coating, electroplating, silkscreen printing, laser engraving, print wrap

**OEM Dimensions:**

2.66H x 1.30W (in) / 67.5H x 33.0W (mm)

## Silicone Stopper

**OEM Options:** Custom colors, silkscreen printing




# Filling and Assembly Instructions




## STEP 1

Place the preloaded battery tray onto the baseboard.




## STEP 2

Place the deflector over the tray.




## STEP 3

Fill oil into the devices' reservoirs.



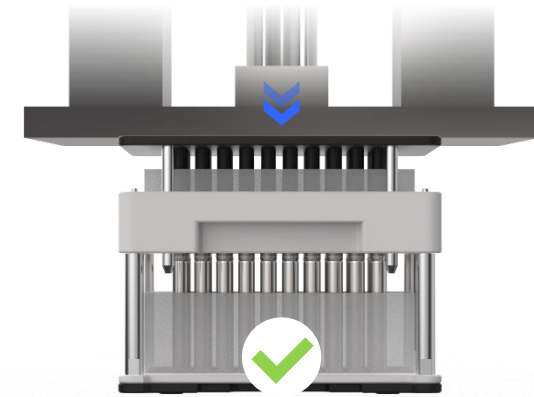
## STEP 4

Place the preloaded mouthpiece tray onto the deflector.



## STEP 5

Place the gland plate on top.




## STEP 6

Press with machine to seal off the filled devices.

# Blanc

Full Ceramic Disposable

FOLLOW US @CCELLOFFICIAL



WWW.CCELL.COM

CCELL DOES NOT PRODUCE, DISTRIBUTE, OR SELL ANY MATERIAL FILLED IN CARTRIDGES AND OIL TANKS. NOT FOR SALE TO MINORS.

