

PORCEA STONE

LEADERS IN OUTDOOR PORCELAIN



PORCELAIN DESIGNED FOR
OUTDOOR LANDSCAPING



Residential: Driveways, walkways, pools decks, patios, home cladding
Commercial: Terraces, walkways, sidewalks, restaurants decks, parking lots, building facades

QUALITY IS IN OUR DNA

About us



Porcea Stone specializes in premium outdoor porcelain pavers for residential and commercial applications. As leaders in product innovation, Porcea Stone is exclusively focused on outdoor hardscaping products.

Our extensive experience in fabrication and sourcing allows us to offer the most extensive range of outdoor porcelain products in North America. We work with the finest raw materials available on the market, along with the most strict quality control processes, allowing us to create porcelain tiles that are resistant to freeze-thaw cycles, salt stains, water absorption, and are weather-tested & time-tested for over 5 years.

Our products have been tested for many years in most Scandinavian countries with similar climates. We are committed to product innovation and offering the highest quality porcelain products in North America.

All our porcelain pavers are - **Designed for North America.**

ASK ABOUT OUR 5 CM PAVERS


One of our recent innovations includes the introduction of 5 cm porcelain pavers to the market, suitable for driveways and high traffic commercial and vehicular applications. There is a reason why top landscape architects and landscape suppliers consider Porcea Stone as - **Leaders in Outdoor Porcelain.**



ISO545-9: Thermal Shock Resistant
ISO545-12: Frost Resistant

RESISTANT TO FREEZE-THAW CYCLES

Resistant to freeze-thaw cycles with temperatures ranging from -50°C to +60°C, and also time-tested in many Scandinavian countries



ANSI A137.1 (Tile Slip): DCOF \geq 0.42
DIN 51130 (Ramp Test): \geq R11
DIN 51097 (Barefoot Test): Group C

ANTI-SLIP & HIGH TRACTION

Great traction with a high dynamic coefficient of skid resistance (DCOF) and slip ratings exceeding R11.



ISO545-13: Chemical Resistant
ISO545-14: Stain Resistant

RESISTANT TO SALT/MOSS/STAIN

Highly resilient material that can be easily washed with water and not prone to staining from chemicals, acids, salts, moss, or mildew



DIN 51094 (Light Fastness):
Resistant to Fading

RESISTANT TO COLOUR CHANGE

Unlike natural stone and concrete, porcelain does not easily fade with sunlight or from exposure to UV radiation



ISO545-3: Water Absorption \leq 0.1%

LOW WATER ABSORPTION

\leq 0.5% absorption of water allows for high structural strength, a durable long-lasting material, and suitability for many climates



ISO545-4: Strength $>$ 10,000 N (2 cm)
 $>$ 29,000 N (3 cm)
ISO545-6: Deep Abrasion \leq 145 mm

FORCE & ABRASION STRENGTH

Durable material that can resist impact/force, and a MOHS hardness rating of 6-8 makes it as durable as granite

Disclaimer: All porcelain pavers vary slightly in technical properties based on factors such as composition of raw materials, baking time, and baking temperatures. Porcea Stone specializes in high quality pavers, however test results can vary slightly from batch to batch. We can work with you to offer product testing and reports for your specific project.

CRAFTED TO
PERFECTION

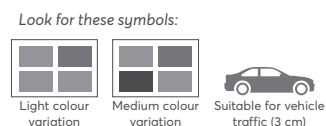
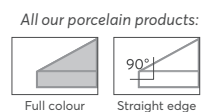


EXPLORE MORE
Elevated landscape design
with timeless elegance

PORCEA
COAST

PORCEA ELITE COLLECTION

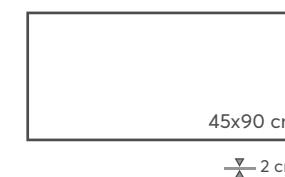
An exclusive range hand-selected by our experts specifically for North America



PRODUCT INFO.



Porcea Gris

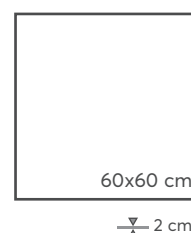


Additional sizes available:
1 cm: 30x60 (R11), 30x60 (R10), 60x120 cm (R10)
2 cm: 60x60, 60x120, 120x120, 120x240 cm
3 cm: 40x80, 60x60 cm

PRODUCT INFO.



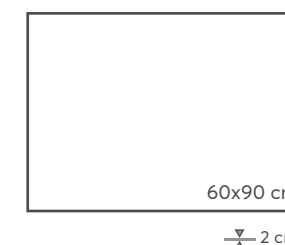
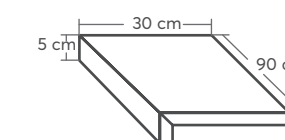
Porcea Seashell




Additional sizes available:
1 cm: 30x60, 120x120 cm (R10)
2 cm: 45x90, 120x120, 120x240 cm



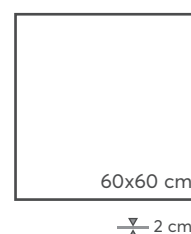
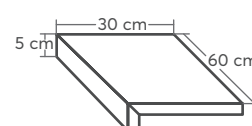
Porcea Coast



Additional sizes available:
1 cm: 30x60 (R10), 60x60 (R10), 60x90 cm (R10)
2 cm: 60x60, 120x120, 40x180, 80x180 cm



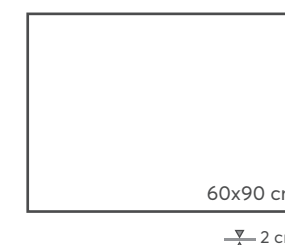
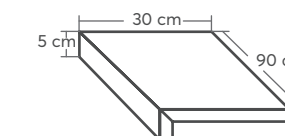
Porcea Black Opal



Additional sizes available:
1 cm: 60x60 cm (R10)



Porcea Moongrey



Note: All L-Copings require adhesion for both horizontal surface and vertical drop.

All our porcelain products:



Full colour



Straight edge

Look for these symbols:



Light colour variation



Medium colour variation



Suitable for vehicle traffic (3 cm)



Porcea Birch Timber



Available in 3 cm



Porcea Ash Timber



Available in 3 cm



Porcea Greige



Note: All L-Copings require adhesion for both horizontal surface and vertical drop.

PRODUCT INFO.



40x120 cm

2 cm

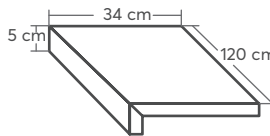
Additional sizes available:
1 cm: 20x120 cm (R10)
3 cm: 40x120 cm



40x120 cm

2 cm


Additional sizes available:
1 cm: 20x120 cm (R10)
3 cm: 40x120 cm



40x120 cm

2 cm

Additional sizes available:
1 cm: 30x60 (R10), 60x120 (R10) cm
2 cm: 40x80 cm
3 cm: 40x80, 40x120 cm



EXPLORE MORE
Harmony of warm style
with innovative layout

PORCEA
GREIGE

All our porcelain products:



Full colour



Straight edge

Look for these symbols:



Light colour variation



Medium colour variation



Suitable for vehicle traffic (3 cm)



Porcea Amalfi



Porcea Indus



Porcea Thundercloud



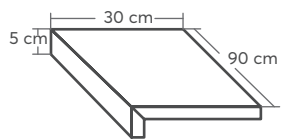
Note: All L-Copings require adhesion for both horizontal surface and vertical drop.

PRODUCT INFO.



60x90 cm

2 cm



5 cm

30 cm

90 cm



60x90 cm

2 cm



60x120 cm

2 cm

Additional sizes available:
2 cm: 60x60, 120x120, 120x240 cm



PORCEA
ALMAFI



PORCEA
INDUS

All our porcelain products:



Full colour



Straight edge

Look for these symbols:



Light colour variation



Medium colour variation



Suitable for vehicle traffic (3 cm)



Porcea Rio Black



PRODUCT INFO.



2 cm

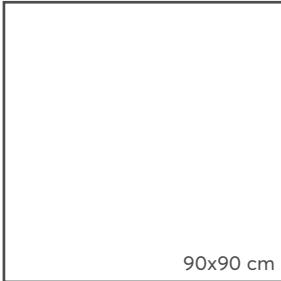
Additional sizes available:
2 cm: 60x60, 60x90 cm



Porcea Crema Antico




Available in 3 cm



2 cm

Additional sizes available:
3 cm: 90x90 cm



Porcea Tundra




Available in 3 cm

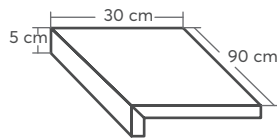


2 cm

Additional sizes available:
2 cm: 40x80, 45x90 cm
3 cm: 40x80, 40x120 cm



Porcea Algonquin



2 cm




PORCEA
ALGONQUIN


Note: All L-Copings require adhesion for both horizontal surface and vertical drop.




PORCEA
SILVER


All our porcelain products:


Full colour

Straight edge

Look for these symbols:

Light colour variation

Medium colour variation

Suitable for vehicle traffic (3 cm)



Porcea Almond

Available in 3 cm






Porcea Nero

Available in 3 cm



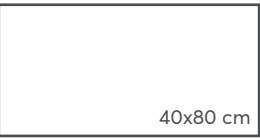


Porcea Silver

Available in 3 cm



PRODUCT INFO.



3 cm

Additional sizes available:
2 cm: 60x60 cm
3 cm: 60x60 cm



3 cm

Additional sizes available:
2 cm: 60x60, 60x120 cm
3 cm: 60x60, 90x90 cm





3 cm

Additional sizes available:
3 cm: 60x60, 90x90 cm


Note: All L-Copings require adhesion for both horizontal surface and vertical drop.

PORCEA PARTNER COLLECTION

Made in adherence to high quality standards and fabricated by our partners, including those outside of Italy



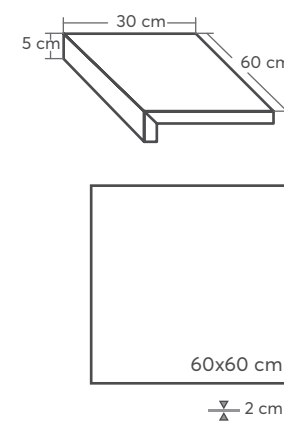
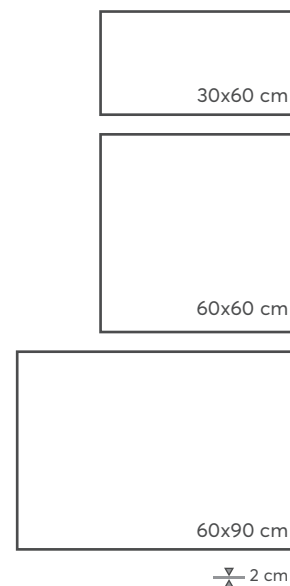
Porcea Imperial



Porcea Aura White



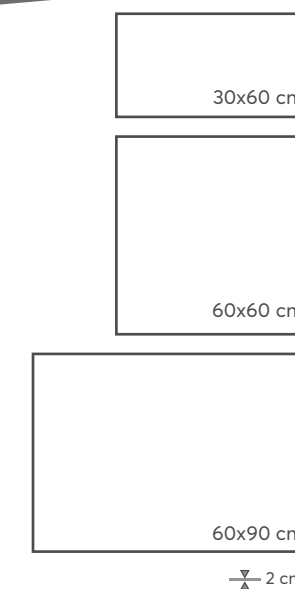
PRODUCT INFO.



Porcea Ice Grey




PRODUCT INFO.



Porcea Aura White is the whitest outdoor porcelain paver that is a part of our collection. The project featured below showcases how Porcea Stone can be used for steps, planter walls, and vertical feature walls such as fireplaces and outdoor BBQs.





EXPLORE MORE
Luxurious and modern
landscape design



PORCEA
AURA WHITE

SOPHISTICATED. ELEVATED. TIMELESS.
IT'S NOT JUST PORCELAIN, IT'S PORCEA.




Porcea Coast is a great alternative for Indiana Limestone which is a porous natural stone that is prone to staining. Like all porcelain pavers, Porcea Coast will maintain its classic look as it will not stain from moss or change color over time. Porcea Coast also has high traction with a texture similar to sand-blasted natural stone.





Porcea Gris is a popular choice among commercial landscape architects due to the darker gray color and light veining which provides the look of natural stone pavers. It is often installed using single-sized pavers in a linear pattern.



EXPLORE MORE
High-traffic commercial
application using
Porcea Stone

 PORCEA
GRIS



 PORCEA
GRIS

Large porcelain pavers (40x120 cm, 60x120 cm and 120x120 cm) can be used to create pedestrian sidewalks and walkways in commercial and residential projects. The minimal joints provide a modern design aesthetic.



 PORCEA
GRIS



 PORCEA
GREIGE

Porcea Greige is a blend of gray and beige, allowing for a neutral option that is versatile. The light gray veins and subtle texture provide the look and feel of natural stone, but with the benefits of a porcelain paver. The earthy tones & design provides a clean, modern, and timeless look.



 PORCEA
GREIGE



 PORCEA
GREIGE

With the light buff colour and natural veining/ stone fleuri, Porcea Algonquin is the perfect replica of Algonquin limestone found in the Owen Sound region of Ontario. This natural stone has warmth and character, and we have perfected the light veining that clients love with the subtle clean sandblasted texture.



PORCEA
ALGONQUIN



PORCEA
AURA WHITE



PORCEA
AMALFI



Porcea Nero is designed to replicate the look and texture of black granite. Besides pool decks, this 3 cm porcelain paver is suitable for vehicular traffic. Porcea Stone's 20 mm and 30 mm tiles are also excellent conductors of thermal energy and are the perfect choice for a heated driveway. We recommend installing Porcea Stone on a concrete base for a driveway application.

30MM PORCEA PAVERS FOR DRIVEWAYS



PORCEA
NERO

PORCEA
NERO



Porcea Seashell is beautiful light cream outdoor porcelain tile, designed to replicate the look of premium stones such as Algonquin Buff limestone and Turkish natural stones. Unlike softer stones that can absorb water and easily stain from moss, leaves and pool chemicals, Porcea Seashell is a popular choice for both residential and commercial projects due to the elegant yet maintenance-free characteristics.



Porcea Stone also offers fabrication of custom copings and steps in order to provide a consistent, single-colored design aesthetic throughout the project. All copings and steps are special pieces based on requirements.





 PORCEA
GREIGE

Unlike traditional porcelain pavers, Porcea Black Opal has a unique sparkle added to the surface which replicates the crystallization found in high-end black granite. The rough surface traction combined with the surface finish achieves one of the most premium outdoor porcelain pavers in the market today.



 PORCEA
BLACK OPAL



 PORCEA
ASH TIMBER

PORCEA

4 WAYS TO INSTALL



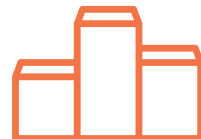
ON CONCRETE/MORTAR
Designed for higher density pedestrian or vehicular traffic, this application is the strongest and longest-lasting installation method for outdoor porcelain.




ON SAND OR GRAVEL
Both 2 cm and 3 cm porcelain pavers can be dry-laid on sand or gravel for pedestrian areas. When installing, use of low fixed spacers is required to prevent movement over time.



ON GRASS
Dry laying porcelain on grass is the easiest and simplest installation method. Pavers can be installed as stepping stones for a walkway or patio as this method is only recommended for pedestrian traffic.



ON PEDESTALS
Pedestal installation is one of the most common methods to install porcelain on building terraces as it allows for the passage of electrical cables underneath and the efficient drainage of rainwater.





PORCEA

WHERE CAN YOU INSTALL



SHOPPING CENTRES,
HOTELS, AND OFFICES



POOLS AND PATIOS



TERRACES AND
PUBLIC PLAZAS



DRIVEWAYS
AND WALKWAYS

1200°C

Baking temperature of
our products

Highly durable material
designed for commercial &
residential application

35+

Number of European countries
using our products

Tested in Scandinavian countries
& can withstand North American
climate with ease

PORCEA
TIMELESS AESTHETICS OF
NATURAL WOOD



PORCEA
LIGHT TIMBER

PORCEA

ON-ORDER COLLECTION

The most extensive collection of outdoor landscaping porcelain in North America



Porcea Creek




2 cm: Available in 40x80, 60x60 cm



Porcea Creek Light



2 cm: Available in 40x80, 60x60 cm



Porcea Grigio



2 cm: Available in 60x60, 40x120, 60x120 cm



Porcea Graphite



2 cm: Available in 60x60 cm
 3 cm: Available in 60x60, 40x80 cm



Porcea Silver Mist




2 cm: Available in 60x60, 45x90, 60x120, 120x120, 120x240 cm



Porcea Blanco Beige



3 cm: Available in 60x60 cm



Porcea Blanco



3 cm: Available in 60x60, 90x90 cm



Porcea Abalone



2 cm: Available in 90x90 cm



Porcea Night Sky



2 cm: Available in 60x60 cm



Porcea Gunmetal




2 cm: Available in 40x80 cm



Porcea Travertino



1 cm: Available in 30x60 cm (R10)
2 cm: Available in 60x90 cm




Porcea Light Timber



Available in 3 cm

1 cm: Available in 20x120 cm (R10)
2 cm: Available in 40x120 cm
3 cm: Available in 40x120 cm



Porcea Ombra



1 cm: Available in 30x60, 60x60, 60x90 cm (R10)
2 cm: Available in 60x90 cm
3 cm: Available in 40x80 cm



Porcea Carrara



2 cm: Available in 60x90 cm



Porcea Pearl



2 cm: Available in 40x80, 60x60, 50x100 cm




Porcea Iceberg



Available in 3 cm


2 cm: Available in 40x80, 45x90, 60x60, 60x120 cm
3 cm: Available in 40x80, 60x60, 40x120 cm



Porcea Light Grey




2 cm: Available in 60x60 cm




Porcea Mohave Beige



2 cm: Available in 40x120 cm




PORCEA 5 CM COBBLESTONES



Porcea Gris

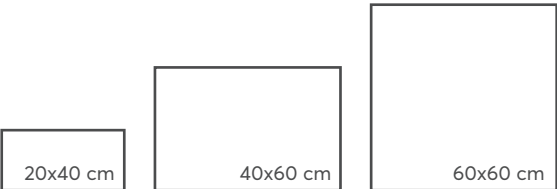


Porcea Beach Sand



Porcea Nero

Available in 5 cm thickness in three size formats



PORCEA STEPPNG STONES



Porcea Creek



Porcea Rio Black



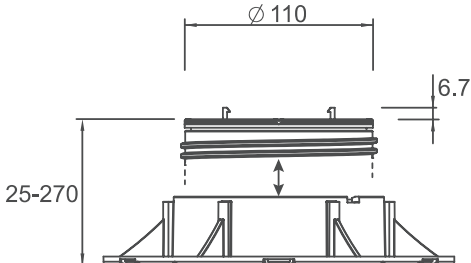
Porcea Gris

Available in 2 cm thickness with irregular diameter from 36-42 cm

PORCEA ADJUSTABLE HEIGHT PEDESTALS



STYLE A: 25-40 mm
STYLE B: 40-70 mm
STYLE C: 60-100 mm
STYLE D: 90-160 mm
STYLE E: 150-270 mm



Note: Additional attachments & extensions are available upon request



PORCEA GRIS COBBLESTONE



PORCEA GRIS STEPPING STONES





PORCEA
GUNMETAL

An exotic gunmetal look with dark veins and a light gradience. These pavers are excellent for a darker color palette, working well with most modern bricks, windows, and railings.




PORCEA
OMBRA



PORCEA
THUNDERCLOUD



Façade application as vertical cladding



 PORCEA
ALGONQUIN

Porcea L-coping application for steps




 PORCEA
COAST

Porcea L-coping application for planter wall



 PORCEA
COAST



Low fixed spacer



Adjustable height pedestal

PORCEA

Technical properties designed for vehicular traffic




Lay on grass



Lay on pedestals



Wet lay on concrete



Dry-lay on gravel


PORCEA 20 MM COLLECTION



Porcea Algonquin



Porcea Amalfi



Porcea Ash Timber



Porcea Aura White



Porcea Birch Timber



Porcea Black Opal




Porcea Coast




Porcea Crema Antico




Porcea Greige



Porcea Gris



Porcea Ice Grey




Porcea Imperial



Porcea Indus




Porcea Moongrey



Porcea Rio Black



Porcea Seashell




Porcea Thundercloud




Porcea Tundra

PORCEA 30 MM COLLECTION



Porcea Almond



Porcea Nero



Porcea Silver

PORCEA STONE PAVERS

Additional colours & sizes available
with 8-10 weeks lead time

Porcea Collection	Th.	Size	SQF / skid	Pcs / skid	SQF / pc	Kg / skid
Porcea Algonquin	2 cm	60x90 cm (24x36")	279.0	48	5.82	1200
Porcea Amalfi	2 cm	60x90 cm (24x36")	279.0	48	5.82	1200
Porcea Ash Timber	2 cm	40x120 cm (16x48")	248.0	48	5.17	1050
Porcea Aura White	2 cm	60x60 cm (24x24")	232.5	60	3.88	1000
Porcea Birch Timber	2 cm	40x120 cm (16x48")	248.0	48	5.17	1050
Porcea Black Opal	2 cm	60x60 cm (24x24")	232.5	60	3.88	1000
Porcea Coast	2 cm	60x90 cm (24x36")	279.0	48	5.82	1200
Porcea Crema Antico	2 cm	90x90 cm (36x36")	279.0	32	8.72	1200
Porcea Greige	2 cm	40x120 cm (16x48")	248.0	48	5.17	1050
Porcea Gris	2 cm	45x90 cm (18x36")	235.4	54	4.36	1000
Porcea Ice Grey	2 cm	60x60 cm (24x24")	248.0	64	3.88	1040
Porcea Ice Grey	2 cm	30x60 cm (12x24")	232.5	120	1.94	1000
Porcea Ice Grey	2 cm	60x90 cm (24x36")	232.5	40	5.81	1000
Porcea Imperial	2 cm	30x60 cm (12x24")	248.0	64	3.88	1040
Porcea Imperial	2 cm	60x90 cm (24x36")	232.5	120	1.94	1000
Porcea Imperial	2 cm	60x60 cm (24x24")	232.5	40	5.81	1000
Porcea Indus	2 cm	60x90 cm (24x36")	279.0	48	5.82	1200
Porcea Moongrey	2 cm	60x90 cm (24x36")	279.0	48	5.82	1200
Porcea Rio Black	2 cm	40x120 cm (16x48")	248.0	48	5.17	1050
Porcea Seashell	2 cm	60x60 cm (24x24")	232.5	60	3.88	1000
Porcea Thundercloud	2 cm	60x120 cm (24x48")	271.25	35	7.75	1150
Porcea Tundra	2 cm	60x60 cm (24x24")	248.0	64	3.88	1050
Porcea Tundra	2 cm	60x120 cm (24x48")	248.0	32	7.75	1050
Porcea Almond	3 cm	40x80 cm (16x32")	186.0	54	3.44	1200
Porcea Nero	3 cm	40x80 cm (16x32")	186.0	54	3.44	1200
Porcea Silver	3 cm	40x80 cm (16x32")	186.0	54	3.44	1200



PORCEA COAST L-COPING


Additional colours & sizes available
with 10-12 weeks lead time

Porcea Collection	Th.	Size	Pcs / skid	Kg / skid
Porcea Algonquin L-Coping	2 cm (with 2" drop)	30x90xH5 cm (12x36x2")	40	600
Porcea Aura White L-Coping	2 cm (with 2" drop)	30x60xH5 cm (12x24x2")	60	600
Porcea Black Opal L-Coping	2 cm (with 2" drop)	30x60xH5 cm (12x24x2")	60	600
Porcea Coast L-Coping	2 cm (with 2" drop)	30x90xH5 cm (12x36x2")	40	600
Porcea Greige L-Coping	2 cm (with 2" drop)	34x120xH5 cm (14x48x2")	30	650
Porcea Indus L-Coping	2 cm (with 2" drop)	30x90xH5 cm (12x36x2")	40	600
Porcea Moongrey L-Coping	2 cm (with 2" drop)	30x90xH5 cm (12x36x2")	40	600

CUSTOM PIECES



BLOCK / STEP



EDGE COPING



FLOWER POT



BULL NOSE



GRID / DRAIN



BENCH

Additional custom pieces available upon request

ASTM reports available upon request

TECHNICAL SPECS



DRIVE-OVER
>10,000 N (recommend 2 cm installed on concrete base),
>29,000 N (recommend 3 cm installed on gravel base)
ISO545-4: Strength >10,000 N (2 cm), >29,000 N (3 cm)



RESISTANT TO HEAVY LOADS



RECTIFIED WITH BEVEL



ANTI-SLIP
R11 anti-slip rating, dynamic coefficient of skid resistance
(DCOF) greater than 0.42
ANSI A137.1 (Tile Slip): DCOF ≥ 0.42; DIN 51130 (Ramp Test):
≥R11 DIN 51097 (Barefoot Test): Group C



LOW WATER ABSORPTION
Less than 0.5% absorption of water allows for
high structural strength & durability
ISO 545-3: Water Absorption <0.5%



NO TREATMENTS REQUIRED



EASY TO CLEAN



RESISTANT TO MILDEW & MOSS



RESISTANT TO CHEMICALS
(ACIDS, BASES AND SALTS)
Resistant to salt stains and will not degrade over time; does
not need to be sealed as non-porous/non-absorbent
ISO545-13: Chemical Resistant



STAIN RESISTANT
ISO545-14: Stain Resistant



ABRASION RESISTANT
6-8 on MOHS hardness scale, deep abrasion resistance
ISO545-6: Deep Abrasion ≤ 145 mm³



THERMAL SHOCK RESISTANT
Resistant to freeze-thaw cycles, tested for temperatures
ranging from -50°C to 60°C in Scandinavian countries
ISO545-9: Thermal Shock Resistant
ISO545-12: Frost Resistant



FROST RESISTANT



COLOR RESISTANCE TO LIGHT
DIN 51094 (Light Fastness): Resistant to Fading



FIREPROOF
Non-combustible material, heated
in an oven >1200°C

Disclaimer: All porcelain pavers vary slightly in technical properties based on factors such as composition of raw materials, baking time, and baking temperatures. Porcea Stone specializes in high quality pavers, however test results can vary slightly from batch to batch. We can work with you to offer product testing and reports for your specific project.



WE STAND BY OUR PRODUCTS

ETHICALLY & SUSTAINABLY SOURCED

All our porcelain pavers are ethically sourced from factories that are free from bonded labour, child labour, harsh working conditions, and unsustainable business practices. Don't hesitate to reach out to us for more information.

We stand by our products. Our commitment to you is to ensure you are always provided high quality outdoor porcelain products that can withstand the North American climate. We pride ourselves on our service and will work with you to ensure you are completely satisfied with the quality of our products. Email us at info@porceastone.com if you have questions or concerns.

Authorized Dealer



VISIT OUR WEBSITE
For more updated
information

Corporate Contact

80 Atlantic Ave, 4th Floor
Toronto, ON, M6K 1X9

info@porceastone.com

instagram.com/porceastone

facebook.com/porceastone

porceastone.com

Please note the information in this catalog is purely indicative. All content is exclusively owned by Porcea Stone Inc. and cannot be reproduced or distributed without explicit written permission from a director of the company.

