



Residential Driveway Approach and Address Permit

Benewah County Roads
701 W. College Ave Ste 101
St. Maries, ID 83861

Application Fee: \$275.00

Name: _____

Phone: _____

Current Mailing Address: _____

City: _____

State: _____

Zip: _____

PROPERTY INFORMATION

Parcel Number: _____

Road Name: _____

MAP TO DRIVEWAY

Draw a basic map showing the closest road intersection and location of your driveway. Include road names, lot lines, neighboring property addresses, neighbor names, any landmarks, etc.

Address assigned does not guarantee legal easement, access, property boundaries, or right of ways. Owners are responsible for verification.

Applicant must comply with applicable state laws.

Applicant must ensure approach is within property bounds.

Applicant must notify Benewah County Roads IMMEDIATELY upon completion of approach construction.

Permit expires 180 from application date.

Building permits are required for construction.

Applicant Signature

Date

APPROACH

Mark ALL that apply:

- | | |
|----------------------------------------------------|----------------------------------------------------|
| <input type="checkbox"/> On Site RV | <input type="checkbox"/> Multiple RV Sites |
| <input type="checkbox"/> Year-Round | <input type="checkbox"/> Year-Round |
| <input type="checkbox"/> Temp/Seasonal ____/12 mo. | <input type="checkbox"/> Temp/Seasonal ____/12 mo. |
| <input type="checkbox"/> Residential Driveway | <input type="checkbox"/> Immediate Construction |
| <input type="checkbox"/> Secondary Housing | <input type="checkbox"/> Utilities Only |
| <input type="checkbox"/> Barn/Shop | <input type="checkbox"/> Commercial/Farm |
| <input type="checkbox"/> Logging Approach | <input type="checkbox"/> Bare Land |
| <input type="checkbox"/> Mailbox Installation* | <input type="checkbox"/> Other: _____ |

*Installation must be in accordance with U.S. Postal regulations

For County Use Only

Assigned Address: _____

City _____ State _____ Zip _____

Approach:

☐ Approved

☐ Denied

Date: _____

Road District: _____

Fire District: _____

Please
contact
appropriate
district. See
enclosure.



Residential Driveway Approach Guidelines

Benewah County Roads
701 W. College Ave Ste 101
St. Maries, ID 83861

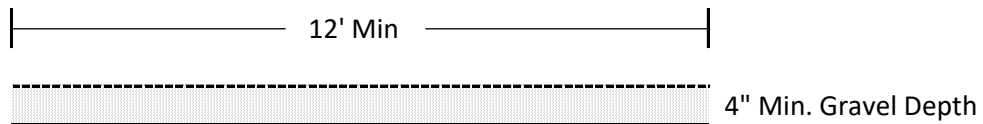
Work may begin immediately following permit application.

Contact the appropriate Road District for inspection upon completion.

St. Maries	Dist. 1: 208-245-2651 (Rob)
Tensed	Dist. 2: 208-274-4445 (Randy)
Santa	Dist. 3: 208-245-2607 (Mike)

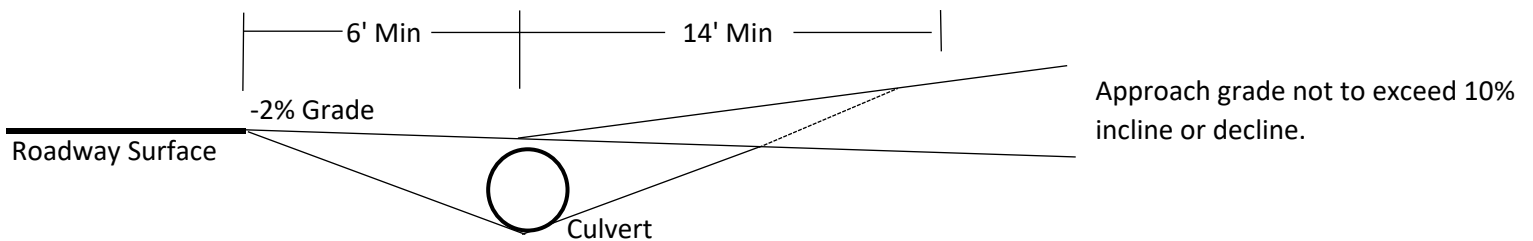
DIMENSIONS

- ❑ An unobstructed minimum width of 12-feet and height of 15-feet is required for emergency vehicles.
- ❑ Driveways in excess of 150 feet shall provide turnarounds measuring 10-feet wide and 30-feet long.
- ❑ Gravel shall be a minimum of 4-inches in depth.
- ❑ Material may be natural aggregate.
- ❑ Surface material may **NOT** be larger than 1-inches in diameter and shall be free of foreign material.
- ❑ Driveways must be designed and surfaced to provide all-weather access.

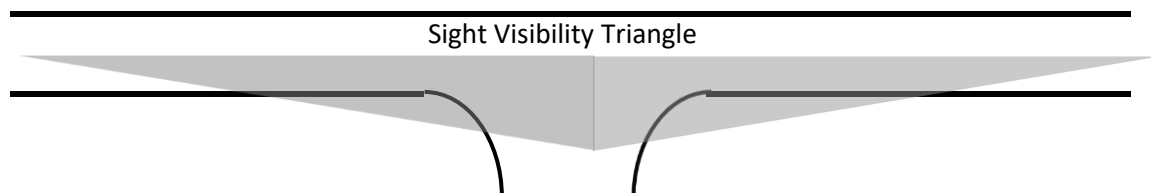


CULVERTS

- ❑ Culverts shall be installed in line with the road ditch.
- ❑ Culverts shall be a minimum of 12-inches in diameter.
- ❑ Minimum culvert length is 30-feet, and works well in most cases.
- ❑ A 3-foot horizontal to 1-foot vertical slope is required from the aggregate edge to the top of the culvert.
- ❑ Culverts may not be located within 10-feet of a cross culvert, unless directed by the Road District.
- ❑ Driveway approaches shall be a minimum of 2% slope down/away from the road shoulder.



SIGHT DISTANCES



Minimum Stopping Sight Distances				
Speed Limit	20 MPH	25 MPH	30 MPH	35 MPH
Minimum Sight Distance	115 ft	155ft	200ft	250ft