

SECTIONS

GENERAL SPECIFICATIONS

DOOR SECTIONS ARE 3" THICK ROLL FORMED FROM HOT DIP GALVANIZED COMMERCIAL QUALITY STEEL. THE EXTERIOR AND INTERIOR SKINS ARE PEBBLE TEXTURED 26 GAUGE (OPTIONAL 20 GAUGE EXTERIOR AVAILABLE) PRESSURE BONDED TO AN EXTRUDED POLYSTYRENE CLOSED CELL FOAM CORE. EXTERIOR AND INTERIOR SKINS ARE SEPARATED TO FORM AN EFFECTIVE THERMAL BREAK. WEATHER-STRIPPING BETWEEN EACH SECTION JOINT FORMS A WEATHERTIGHT SEAL. END STILES ARE MANUFACTURED FROM 16 GAUGE GALVANIZED STEEL SEPARATED FROM EXTERIOR SKIN WITH A DUROMETER THERMAL BREAK. INTERMEDIATE STILES ARE MANUFACTURED FROM 16 GAUGE GALVANIZED STEEL ATTACHED TO THE FACE OF THE INTERIOR SKIN FULL HEIGHT OF SECTION.

HARDWARE

BALL BEARING ROLLERS WITH CASE HARDENED RACES AND INCLINED TRACK FOR WEATHERTIGHT CLOSURE. TORSION SPRINGS OF OIL TEMPERED WIRE, WITH GALVANIZED CABLES FOR COUNTERBALANCING. ALL ROLLER HINGES, BRACKET AND FIXTURES ARE 13 GAUGE OR HEAVIER STEEL. HARDWARE AND METAL PARTS OTHER THAN TORSION SPRING OF GALVANIZED STEEL.



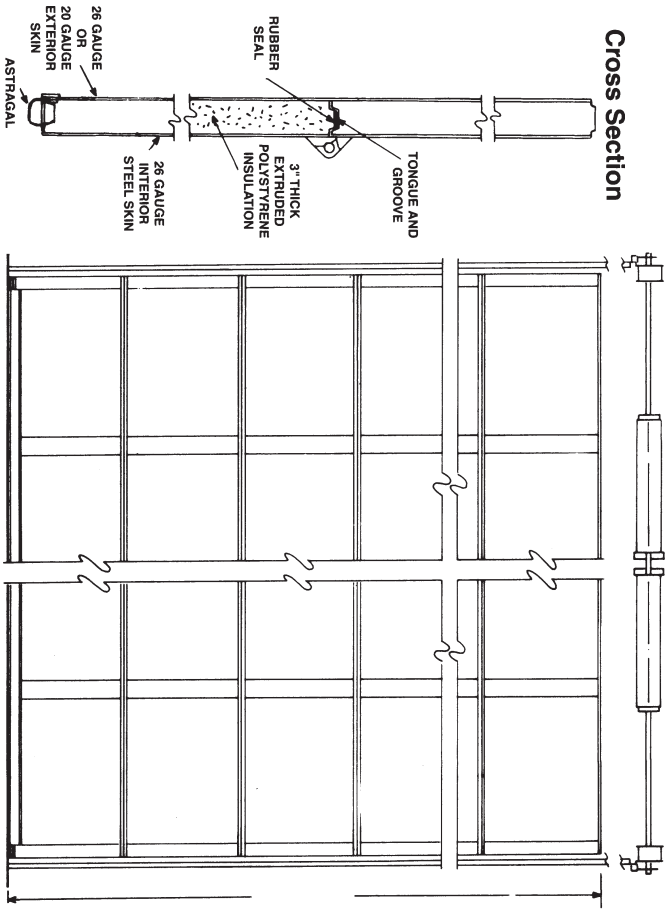
JOB REQUIREMENTS

EA. @ _____' WIDTH X _____' HEIGHT
 EA. @ _____' WIDTH X _____' HEIGHT
 DOORS TO BE _____ PANELS WIDE AND _____ SECTIONS HIGH.
 WINDOW LIGHTS IF REQUIRED, WILL BE _____ X _____ AND WILL BE GLAZED WITH _____ AND WILL BE _____ AND IN PANEL(S) _____ LOCATED IN SECTION # _____ WILL ALSO BE FURNISHED WITH: _____

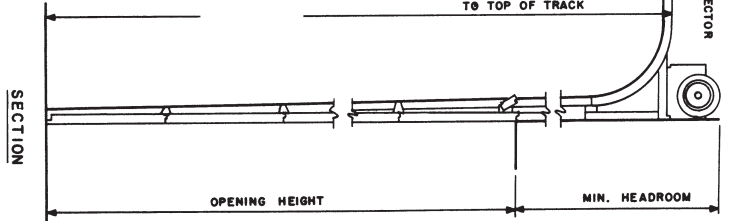
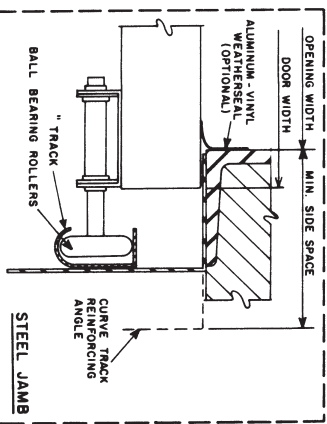
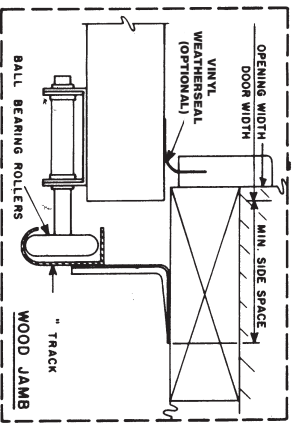
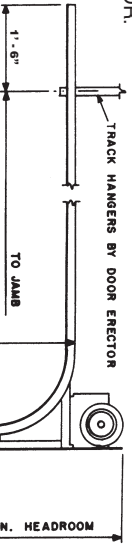
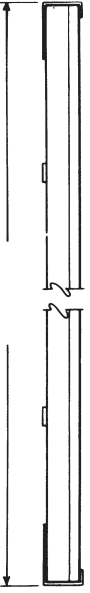
* NOTE: MIN. 4" WIDE PADS ARE REQUIRED FOR SPRING BRACKET ATTACHMENT AS DICTATED BY DOOR REQUIREMENTS OF SIZE, WEIGHT AND LIFT CLEARANCE. PADS FURNISHED AND INSTALLED BY OTHERS. ALL SPRING MOUNTING PADS TO BE FLUSH WITH JAMB.

* NOTE: SIZE AND DIAMETER OF SPRING WIRE IS DETERMINED BY WEIGHT, AND LIFT OR CYCLE REQUIREMENTS OF THE DOOR. MULTIPLE SPRINGS OR SHAFTS MAY BE NECESSARY.

Cross Section



ELEVATION (NOT TO SCALE)



EXTRA CLEARANCE - 3" E.S. (THERMAL) - STEEL CONSTRUCTION

MIDLAND GARAGE DOOR MFG. CO.

SUPPLIER: _____
 ADDRESS: _____
 PHONE: () _____

JOB: _____
 LOCATION: _____
 CONTRACTOR: _____

DATE: _____
 DRAWN BY: _____
 DRAWING NO. _____