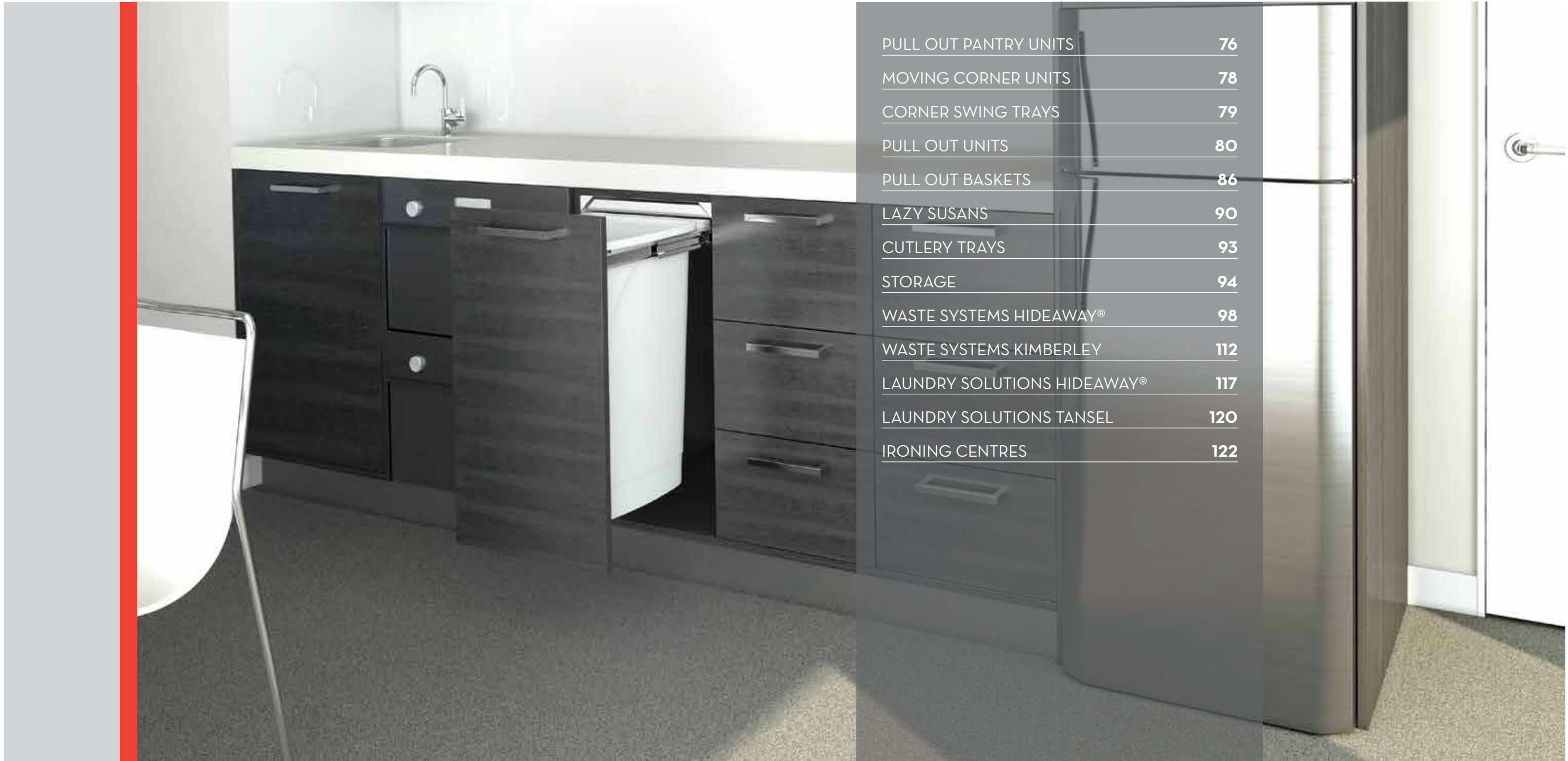





WIREWARE, BINS & STORAGE

02



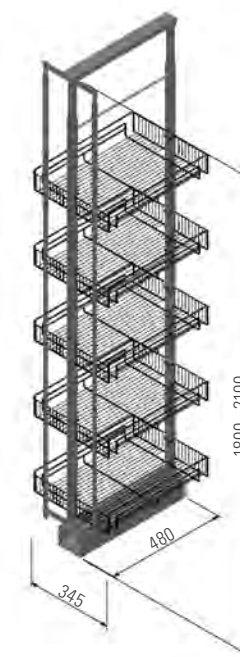
PULL OUT PANTRY UNITS	76
MOVING CORNER UNITS	78
CORNER SWING TRAYS	79
PULL OUT UNITS	80
PULL OUT BASKETS	86
LAZY SUSANS	90
CUTLERY TRAYS	93
STORAGE	94
WASTE SYSTEMS HIDEAWAY®	98
WASTE SYSTEMS KIMBERLEY	112
LAUNDRY SOLUTIONS HIDEAWAY®	117
LAUNDRY SOLUTIONS TANSEL	120
IRONING CENTRES	122

KROME PANTRY TALL UNITS



KROME PANTRY TALL UNITS

KROME 400MM PANTRY UNIT SOFT CLOSE



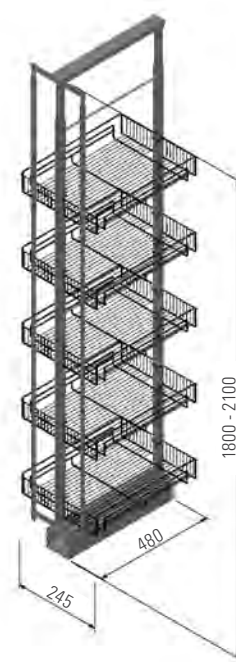

Features

- Runner Capacity 100kg
- 400mm cabinet width
- Height 1800-2100mm
- 6 baskets
- Heavy duty soft close slides
- Chrome finish

SOFT
CLOSE

DESCRIPTION	CODE
KROME 400MM PANTRY UNIT SOFT CLOSE	950004
KROME EXTRA BASKET 400MM WITH FITTINGS	950005

KROME 300MM PANTRY UNIT SOFT CLOSE



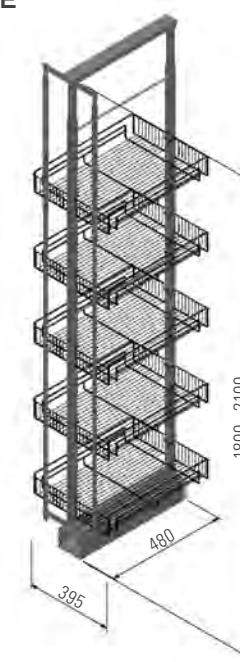

Features

- Runner Capacity 100kg
- 300mm cabinet width
- Height 1800-2100mm
- 6 baskets
- Heavy duty soft close slides
- Chrome finish

SOFT
CLOSE

DESCRIPTION	CODE
KROME 300MM PANTRY UNIT SOFT CLOSE	950002
KROME EXTRA BASKET 300MM WITH FITTINGS	950003

KROME 450MM PANTRY UNIT SOFT CLOSE



Features

- Runner Capacity 100kg
- 450mm cabinet width
- Height 1800-2100mm
- 6 baskets
- Heavy duty soft close slides
- Chrome finish

SOFT
CLOSE

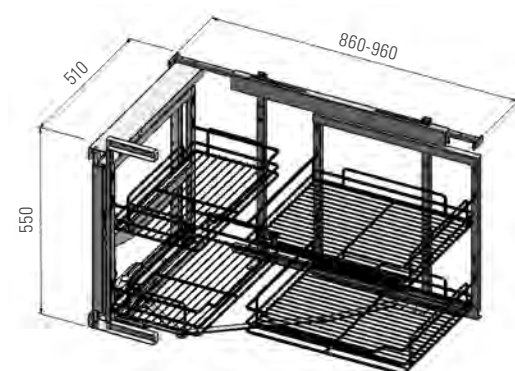
DESCRIPTION	CODE
KROME 450MM PANTRY UNIT SOFT CLOSE	950006
KROME EXTRA BASKET 450MM WITH FITTINGS	950007

KROME MAGIC CORNER SOFT CLOSE



Features

- Magic Corner Swivel for both right & left open
- Consists of soft close frame with 2 pcs inner basket & 2 door mounted baskets
- Minimum opening 450mm
- Chrome finish



SOFT
CLOSE

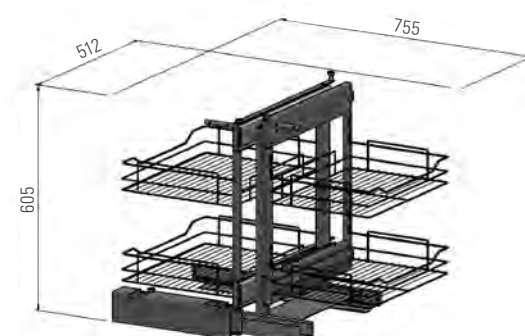
DESCRIPTION	CODE
KROME MAGIC CORNER - SOFT CLOSE	950014

KROME PULLOUT CORNER UNIT



Features

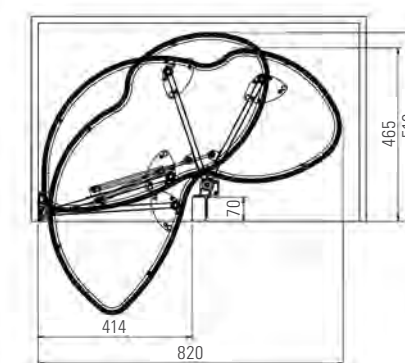
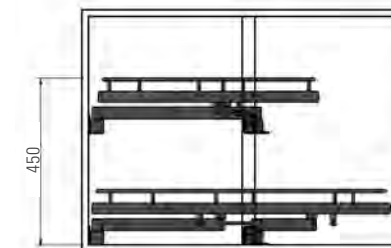
- Complete corner kit for both right & left handed doors 755mm x 512mm x 605mm
- For external carcass width 900mm minimum
- Consists of pull out frame with 2 pcs inner basket & 2 door basket
- Minimum opening 450mm
- Chrome finish



DESCRIPTION	CODE
KROME PULL OUT CORNER KIT	950024

KROME SWING TRAYS

KROME LEFT CORNER SWING TRAY SOFT CLOSE



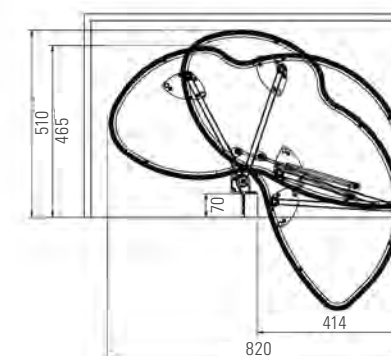
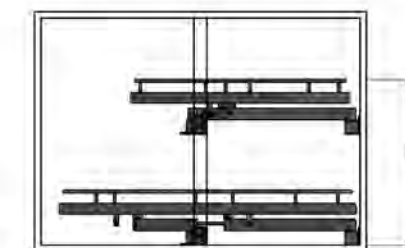
Features

- Steel swing trays left open
- For external cabinet width 900mm
- 800mm x 500mm x 600mm
- Chrome finish with white base

SOFT
CLOSE

DESCRIPTION	CODE
KROME LEFT OPEN CORNER SWING TRAY	950010

KROME RIGHT CORNER SWING TRAY SOFT CLOSE




Features

- Steel swing trays right open
- For external cabinet width 900mm
- 800mm x 500mm x 600mm
- Chrome finish with white base

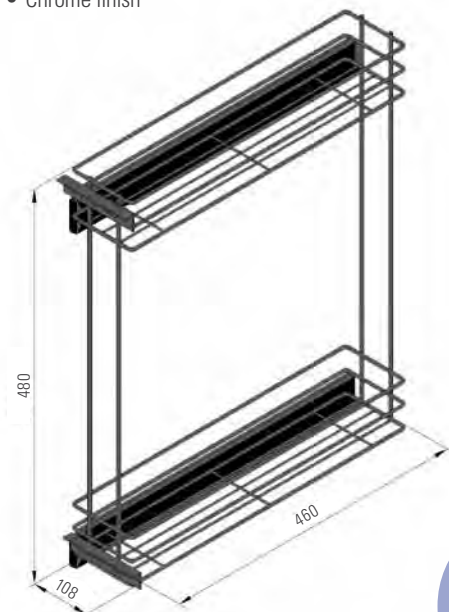
SOFT
CLOSE

DESCRIPTION	CODE
KROME RIGHT OPEN CORNER SWING TRAY	950012

KROME SIDE MOUNTED PULL OUT 150MM SOFT CLOSE



- For internal cabinet dimensions 500mm (H) x 470mm (D) x 110mm (W) with soft closing slide for external cabinet width 150mm
- Chrome finish



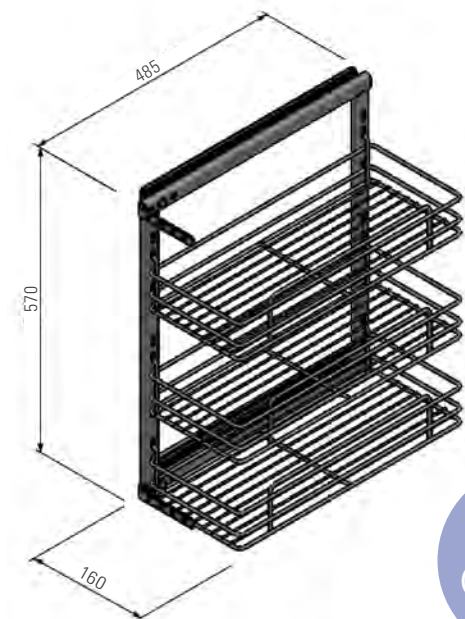
SOFT
CLOSE

DESCRIPTION	CODE
KROME SIDE MOUNTED PULL OUT 150MM SOFT CLOSE	950016

KROME SIDE MOUNTED PULL OUT 200MM SOFT CLOSE



- For internal cabinet dimensions 570mm (H) x 485mm (D) x 160mm (W) with soft closing slide for external cabinet width 200mm
- 3 baskets
- Chrome finish



SOFT
CLOSE

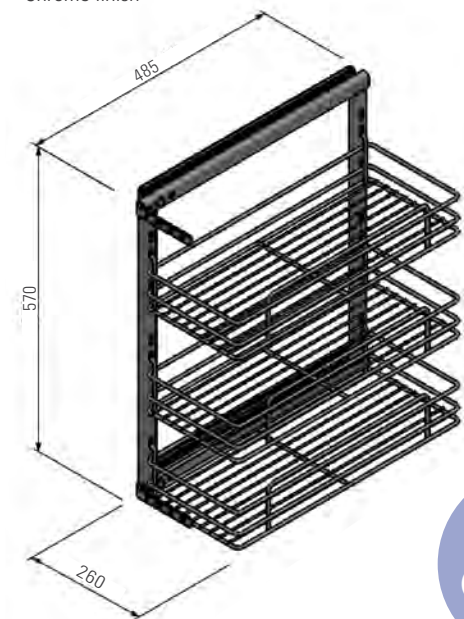
DESCRIPTION	CODE
KROME SIDE MOUNTED PULL OUT 200MM SOFT CLOSE	950018

KROME PULL OUT UNITS

KROME SIDE MOUNTED PULL OUT 300MM SOFT CLOSE



- For internal cabinet dimensions 570mm (H) x 485mm (D) x 260mm (W) with soft closing slide for external cabinet width 300mm
- 3 baskets
- Chrome finish



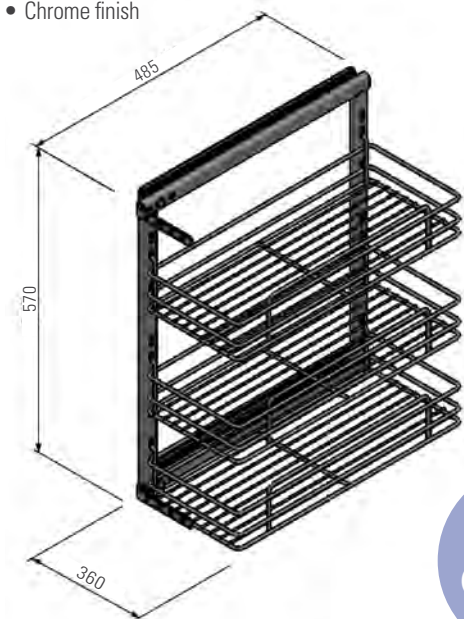
SOFT
CLOSE

DESCRIPTION	CODE
KROME SIDE MOUNTED PULL OUT 300MM SOFT CLOSE	950020

KROME SIDE MOUNTED PULL OUT 400MM SOFT CLOSE



- For internal cabinet dimensions 570mm (H) x 485mm (D) x 360mm (W) with soft closing slide for external cabinet width 400mm
- 3 baskets
- Chrome finish



SOFT
CLOSE

DESCRIPTION	CODE
KROME SIDE MOUNTED PULL OUT 400MM SOFT CLOSE	950022

TANSEL STAINLESS STEEL DETERGENT PULL OUT



Features

- Twin rack storage space, top tray 100W, bottom tray 200W
- Suitable for side mount & bottom mount
- Full extension slides with built in spacer to clear hinge
- Lifetime guarantee against rust & lifetime warranty on functioning of slides

INTERNAL CABINET HEIGHT (MM)	INTERNAL CABINET WIDTH (MM)	BASKET DIMENSIONS	CODE STD KIT	CODE BOTTOM MOUNT SLIDES	CODE SOFT CLOSE KITS
470 +	255	430 (H) X 485 (D)	951000K	951000KBM	951000KSC

K = Product code includes full extension ball bearing slides
 KSC = Product code includes full extension soft close ball bearing slides
 KBM = Product code includes full extension bottom mounted ball bearing slides

Option

- Non slip bases (opal)

DESCRIPTION	CODE
TANSEL STAINLESS STEEL DETERGENT PULL OUT BASE - SET OF 2	952165

TANSEL PULL OUT UNITS

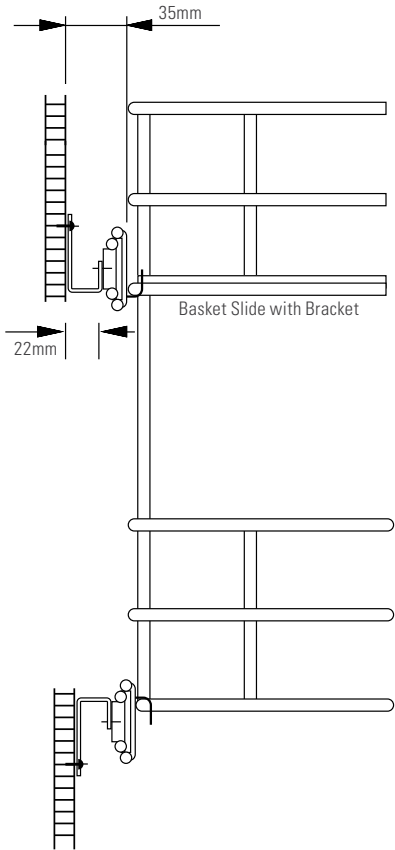
TANSEL STAINLESS STEEL DETERGENT PULL OUT

WEIGHT CAPACITY & SLIDE

DESCRIPTION	WEIGHT CAPACITY	CODE
FULL EXTENSION BALL BEARING SLIDE with built in 22mm spacer. Runner width 35mm	15kgs	951100

OPTIONAL

DESCRIPTION	WEIGHT CAPACITY	CODE
FULL EXTENSION SOFT CLOSE BALL BEARING SLIDE With built-in 22mm spacer. Runner width 35mm	20kgs	951115
LEFT OR RIGHT HAND INSTALLATION FULL EXTENSION, BALL BEARING (use for narrow spaces or non hinged doors). Slide width 13mm	15kgs	951120
FULL EXTENSION SOFT CLOSE BALL BEARING SLIDES For narrow spaces, custom width cabinets or non hinged doors not requiring 22mm clearance. Runner width 13mm	20kgs	951122
BOTTOM MOUNT INSTALLATION (PICTURED) FULL EXTENSION, BALL BEARING SLIDE Width 2 x 14.5mm	30kgs	951130



TANSEL STAINLESS STEEL MULTIPURPOSE PULL OUT



- Features

 - Suitable for hinged doors & door mount
 - 2 or 3 adjustable stainless steel baskets
 - Baskets to be ordered separately
 - Lifetime guarantee against rust & lifetime warranty on functioning of slides

STAINLESS STEEL

NOTE - NON SLIP BASE OPTIONAL

WEIGHT CAPACITY & SLIDES

DESCRIPTION	WEIGHT CAPACITY	CODE
MULTIPURPOSE PULL-OUT FRAME & FULL EXTENSION SLIDES Left or Right hand installation. Door mount bracket included	45kg	951160

OPTIONAL

DESCRIPTION	WEIGHT CAPACITY	CODE
MULTIPURPOSE PULL-OUT FRAME & SOFT CLOSE FULL EXTENSION SLIDES Soft close, left or Right hand installation. Door mount bracket included	45kg	951161

BASKET OPTIONS (MM)

- Suitable for cabinets that are 200m, 300mm & 400mm wide

DESCRIPTION	CODE
TANSEL BASKET 100MM W TO SUIT 168MM INTERNAL CABINET	951162
TANSEL BASKET 200MM W TO SUIT 268 MM INTERNAL CABINET	951164
TANSEL BASKET 300MM W TO SUIT 368MM INTERNAL CABINET	951166

BASES (OPAL)

DESCRIPTION	CODE
TANSEL BASES TO SUIT 100W BASKET	952150
TANSEL BASES TO SUIT 200W BASKET	952155
TANSEL BASES TO SUIT 300W BASKET	952160

NOTE - THE 2MM CLEAR BASE ENSURES A FLAT STABLE SURFACE, PARTICULARLY USEFUL WHEN STORING SMALL ITEMS.

TANSEL PULL OUT UNITS

TANSEL STAINLESS STEEL BOTTLE & SPICE PULL OUT



- Features

 - Twin rack with pre-fitted slides full extension slides
 - Door mount fittings included

- Features

 - Non slip removable bases
 - Soft close slides

STAINLESS STEEL

RECOMMEND using Multipurpose Pull Out, Nover codes 951162, 951164 or 951166 where internal cabinet width 168mm +

DESCRIPTION	DIMENSIONS (W X D X H) (MM)	CODE SOFT CLOSE OPTION	CODE STD KIT
TANSEL HINGED DOOR BOTTLE / SPICE PULL OUT	100 X 485 X 430 (PLUS 35MM SLIDES)	951046KSC	951046K
TANSEL DOOR MOUNTED BOTTLE / SPICE PULL OUT	100 X 485 X 430 (PLUS 35MM SLIDES)	951047KSC	951047K

K = Product code includes full extension ball bearing slides

KSC = Product code includes full extension soft close ball bearing slides

WEIGHT CAPACITY & SLIDES

DESCRIPTION	WEIGHT CAPACITY	CODE
LEFT OR RIGHT HAND INSTALLATION FULL EXTENSION, BALL BEARING (PICTURED) Built in 22mm spacer to clear hinge Slide width 35Wmm	15kg	951100

OPTIONAL

DESCRIPTION	WEIGHT CAPACITY	CODE
LEFT OR RIGHT HAND INSTALLATION SOFT CLOSE, FULL EXTENSION SOFT CLOSE BALL BEARING (Use for narrow spaces or non hinged doors) Slide width 13Wmm	20kg	951115
LEFT OR RIGHT HAND INSTALLATION FULL EXTENSION, BALL BEARING (Use for narrow spaces or non hinged doors). Slide width 13Wmm	15kg	951120
SOFT CLOSE FULL EXTENSION BALL BEARING Left or Right hand installation (use for narrow spaces or non hinged doors). Slide width 13Wmm	20kg	951122
BOTTOM MOUNT INSTALLATION FULL EXTENSION, BALL BEARING SLIDE Width 2 x 14.5mm	30kg	951130

TANSEL STAINLESS STEEL INDIVIDUAL BASKET



- Features**
- 100H & 150H Stainless steel baskets to suit cabinets from 300-1000mm external cabinet widths
 - Fast & easy installation
 - Lifetime guarantee against rust & lifetime warranty on functioning of slides

EXTERNAL CABINET WIDTH (MM)	INTERNAL CABINET WIDTH (MM)	INTERNAL CABINET DEPTH (MM)	BASKET DIMENSIONS (W X D X H) (MM)	CODE STD KIT	CODE SOFT CLOSE KITS
300	268	495+	200 X 485 X 100	951020K	951020KSC
400	368	495+	300 X 485 X 100	951021K	951021KSC
450	418	495+	350 X 485 X 100	951022K	951022KSC
500	468	495+	400 X 485 X 100	951023K	951023KSC
600	568	495+	500 X 485 X 100	951024K	951024KSC
700	668	495+	600 X 485 X 100	951025K	951025KSC
800	768	495+	700 X 485 X 100	951026K	951026KSC
900	868	495+	800 X 485 X 100	951027K	951027KSC
1000	968	495+	900 X 485 X 100	951028K	951028KSC

EXTERNAL CABINET WIDTH (MM)	INTERNAL CABINET WIDTH (MM)	INTERNAL CABINET DEPTH (MM)	BASKET DIMENSIONS (W X D X H) (MM)	CODE STD KIT	CODE SOFT CLOSE KITS
300	268	495+	200 X 485 X 150	951018K	951018KSC
400	368	495+	300 X 485 X 150	951029K	951029KSC
450	418	495+	350 X 485 X 150	951030K	951030KSC
500	468	495+	400 X 485 X 150	951031K	951031KSC
600	568	495+	500 X 485 X 150	951032K	951032KSC
700	668	495+	600 X 485 X 150	951033K	951033KSC
800	768	495+	700 X 485 X 150	951034K	951034KSC
900	868	495+	800 X 485 X 150	951035K	951035KSC
1000	968	495+	900 X 485 X 150	951038K	951038KSC

K = Product code includes full extension ball bearing slides
KSC = Product code includes full extension soft close ball bearing slides

TANSEL BASKET UNITS

TANSEL STAINLESS STEEL INDIVIDUAL BASKET

WEIGHT CAPACITY & SLIDES

DESCRIPTION	WEIGHT CAPACITY	CODE
FULL EXTENSION BALL BEARING SLIDE WITH BUILT IN 22MM SPACER Runner width 35mm	30kgs	951100

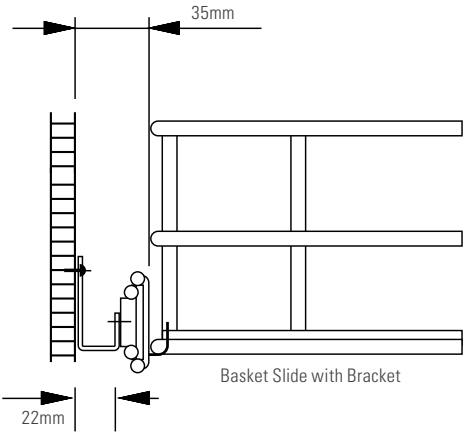
OPTIONAL

DESCRIPTION	WEIGHT CAPACITY	CODE
FULL EXTENSION SOFT CLOSE BALL BEARING SLIDE With built-in 22mm spacer. Runner width 35mm	40kgs	951115
FULL EXTENSION, BALL BEARING (Use for narrow spaces, custom width cabinets or non hinged doors not requiring 22mm clearance). Slide width 2 X 13Wmm	30kgs	951120
FULL EXTENSION SOFT CLOSE BALL BEARING SLIDES For narrow spaces, custom width cabinets or non hinged doors not requiring 22mm clearance. Runner width 13mm	40kgs	951122
FULL EXTENSION BOTTOM MOUNT BALL BEARING SLIDES Runner width 14.5mm	30kgs	951130

- Options**
- Partitions Non slip bases

DESCRIPTION	CODE
2MM CLEAR BASE - 200MM BASKET WIDTH	952100
2MM CLEAR BASE - 300MM BASKET WIDTH	952105
2MM CLEAR BASE - 350MM BASKET WIDTH	952110
2MM CLEAR BASE - 400MM BASKET WIDTH	952115
2MM CLEAR BASE - 500MM BASKET WIDTH	952120
2MM CLEAR BASE - 600MM BASKET WIDTH	952125
2MM CLEAR BASE - 700MM BASKET WIDTH	952130
2MM CLEAR BASE - 800MM BASKET WIDTH	952135
2MM CLEAR BASE - 900MM BASKET WIDTH	952140

NOTE - THE 2MM CLEAR BASE ENSURES A FLAT STABLE SURFACE, PARTICULARLY USEFUL WHEN STORING SMALL ITEMS.



TANSEL STAINLESS STEEL PANTRY DRAWER SYSTEM



- Features**
- 5x 100H stainless steel baskets
 - Combined weight capacity 150kgs (standard slides)
 - Fast & easy installation
 - Lifetime guarantee against rust & lifetime warranty on functioning of slides
 - Baskets ordered individually

STAINLESS
STEEL

EXTERNAL CABINET WIDTH (MM)	INTERNAL CABINET WIDTH (MM)	INTERNAL CABINET DEPTH (MM)	BASKET DIMENSIONS (W X D X H) (MM)	CODE STD KIT	CODE SOFT CLOSE KITS
300	268	495+	200 X 485 X 100	951020K	951020KSC
400	368	495+	300 X 485 X 100	951021K	951021KSC
450	418	495+	350 X 485 X 100	951022K	951022KSC
500	468	495+	400 X 485 X 100	951023K	951023KSC
600	568	495+	500 X 485 X 100	951024K	951024KSC
700	668	495+	600 X 485 X 100	951025K	951025KSC
800	768	495+	700 X 485 X 100	951026K	951026KSC
900	868	495+	800 X 485 X 100	951027K	951027KSC
1000	968	495+	900 X 485 X 100	951028K	951028KSC

K = Product code includes full extension ball bearing slides
KSC = Product code includes full extension soft close ball bearing slides

NOTE - CODES ARE FOR INDIVIDUAL BASKETS.

TANSEL BASKET UNITS

TANSEL STAINLESS STEEL PANTRY DRAWER SYSTEM

WEIGHT CAPACITY & SLIDES

DESCRIPTION	WEIGHT CAPACITY	CODE
FULL EXTENSION BALL BEARING SLIDE WITH BUILT IN 22MM SPACER Runner width 35mm	30kgs	951100

SOFT CLOSE BALL BEARING SIDE OPTIONS

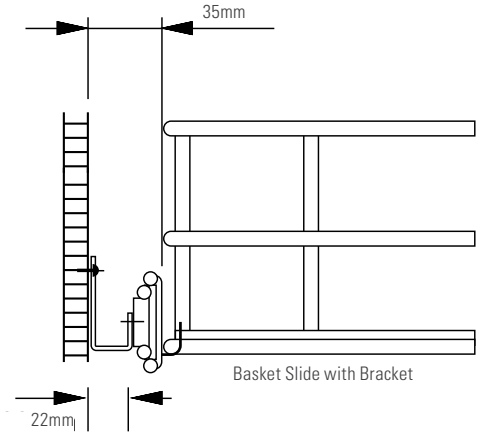
DESCRIPTION	WEIGHT CAPACITY	CODE
FULL EXTENSION SOFT CLOSE BALL BEARING SLIDE With built-in 22mm spacer. Runner width 35mm	40kgs per basket	951115
FULL EXTENSION SOFT CLOSE BALL BEARING SLIDES For narrow spaces, custom width cabinets or non hinged doors not requiring 22mm clearance. Runner width 13mm	40kgs per basket	951122

Options

- Also available in basket heights 150 H
- Non slip bases

DESCRIPTION	CODE
2MM CLEAR BASE - 200MM BASKET WIDTH	952100
2MM CLEAR BASE - 300MM BASKET WIDTH	952105
2MM CLEAR BASE - 350MM BASKET WIDTH	952110
2MM CLEAR BASE - 400MM BASKET WIDTH	952115
2MM CLEAR BASE - 500MM BASKET WIDTH	952120
2MM CLEAR BASE - 600MM BASKET WIDTH	952125
2MM CLEAR BASE - 700MM BASKET WIDTH	952130
2MM CLEAR BASE - 800MM BASKET WIDTH	952135
2MM CLEAR BASE - 900MM BASKET WIDTH	952140

NOTE - THE 2MM CLEAR BASE ENSURES A FLAT STABLE SURFACE, PARTICULARLY USEFUL WHEN STORING SMALL ITEMS.



TANSEL STAINLESS STEEL CORNER CABINET LAZY SUSAN 3/4 – 270°



Features

- 2 x stainless steel trays, adjustable height
- 700mm diameter or 810 mm diameter
- Centre stop position
- Lifetime guarantee against rust & lifetime warranty on functioning of slides

STAINLESS
STEEL

DESCRIPTION	CODE
TANSEL LAZY SUSAN 3/4 – 270° 700MM Diameter 700mm, height adjustable. Tray height 88mm. To suit 800 external cabinet	951002
TANSEL LAZY SUSAN 3/4 – 270° 810MM Diameter 810mm, height adjustable. Tray height 88mm. To suit 900 external cabinet	951004

Option

- Non slip base (white)

DESCRIPTION	CODE
TANSEL NON SLIP BASE (WHITE) For 700mm diameter	9510025

TANSEL STAINLESS STEEL CORNER CABINET LAZY SUSAN 1/2 – 180°



Features

- 2 x stainless steel trays, adjustable height
- Diameter 700mm, height adjustable
- Tray height 88mm
- Minimum door opening 400mm
- Lifetime guarantee against rust & lifetime warranty on functioning of slides
- To suit 800 external cabinet

STAINLESS
STEEL

DESCRIPTION	CODE
TANSEL LAZY SUSAN 1/2 – 180°	951003

Option

- Non slip base (white)

DESCRIPTION	CODE
TANSEL NON SLIP BASE (WHITE)	9510035

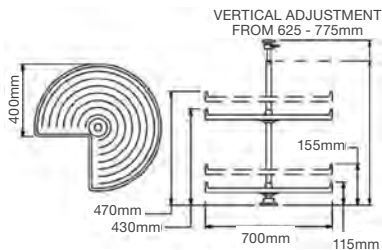
TANSEL LAZY SUSANS

KIMBERLEY KLSO1 LAZY SUSAN



Features

- Colour: White
- Height: Adjustable 625-775mm
- Weight Capacity: 40kg (20kg per shelf)
- Minimum cupboard width 600mm & depth 700mm
- Shelf heights are adjustable
- Both shelves revolve 360 degrees, correct closing of doors with special brake system
- Both shelves feature 25mm lip
- Tough nylon moving parts & heavy metal shaft
- Australian Made, Australian Owned



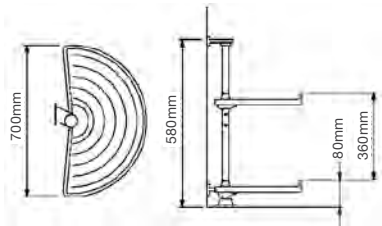
DESCRIPTION	CODE
KIMBERLEY KLSO1 LAZY SUSAN	150410

KIMBERLEY KLSO2 HALF LAZY SUSAN



Features

- Colour: White
- Size: Half
- Height: Adjustable to 580mm
- Diameter: 440mm
- Weight Capacity: 40kg (20kg per shelf)
- Minimum cupboard depth 700mm
- Shelf heights are adjustable
- Both shelves feature 25mm lip
- Tough nylon moving parts & heavy metal shaft
- Australian Made, Australian Owned



DESCRIPTION	CODE
KIMBERLEY KLSO2 HALF LAZY SUSAN	150425

KROME ECONOMY LAZY SUSAN

- Size: 675mm diameter
- Finish: Chrome



DESCRIPTION	CODE
KROME ECONOMY LAZY SUSAN	152160

KROME LAZY SUSAN BEARING

- Load Capacity: Approximately 200kg maximum
- Round 305mm



DESCRIPTION	CODE
KROME LAZY SUSAN BEARING	150430

KIMBERLEY CUTLERY TRAYS

KIMBERLEY KC101 CUTLERY TRAY



Features

- Height: 55mm
- Constructed in durable high impact styrene
- Uniform thickness resists piercing by sharp utensils
- Injection moulded
- Side flaps easily trimmed to suit most drawers
- 435mm x 450mm

DESCRIPTION	CODE	BOX QTY
KIMBERLEY KC101 CUTLERY TRAY	150170	25

KIMBERLEY KC102 CUTLERY TRAY



Features

- Height: 55mm
- Constructed in durable high impact styrene
- Uniform thickness resists piercing by sharp utensils
- Injection moulded
- Side flaps easily trimmed to suit most drawers
- 484mm x 445mm

DESCRIPTION	CODE	BOX QTY
KIMBERLEY KC102 CUTLERY TRAY	150180	25

KIMBERLEY KC104 CUTLERY TRAY



Features

- Height: 55mm
- Constructed in durable high impact styrene
- 6 large deep compartments
- Side flaps easily trimmed to suit most drawers
- 532mm x 482mm

DESCRIPTION	CODE	BOX QTY
KIMBERLEY KC104 CUTLERY TRAY	150230	25

KROME SPICE RACK



DESCRIPTION	CODE
KROME SPICE RACK 230 X 100 X 80	950507
KROME SPICE RACK 305 X 100 X 80	950508
KROME SPICE RACK 380 X 100 X 80	950509
KROME SPICE RACK 380 X 55 X 55	950611

WHITE PLASTIC COATED SPICE/MULTIPURPOSE RACK



DESCRIPTION	CODE	BOX QTY
SPICE RACK 1300MM X 550MM WHITE	150248	2

TANSEL STAINLESS STEEL SPICE/MULTIPURPOSE RACK

- Size: 300mm W x 100mm D x 100mm H



DESCRIPTION	CODE
TANSEL STAINLESS STEEL SPICE RACK	951017

STAINLESS
STEEL

TANSEL STORAGE

TANSEL STAINLESS STEEL SLIDE OUT PLATE RACK



Features

- Soft close slide out plate rack for dinner plates, side plates & saucers
- 18kg weight capacity

Storage Capacity*

- 390 rack (to suit 450W cabinet) – 13 plates
- 440 rack (to suit 500W cabinet) – 15 plates
- 540 rack (to suit 650W cabinet) – 19 plates
- 840 rack (to suit 900W cabinet) – 31 plates

STAINLESS
STEEL

NOTE - *DIMENSIONS RELATE TO TOP LIFT CABINET DOOR.

DIMENSIONS (WIDTH X DEPTH X HEIGHT)	INTERNAL CABINET WIDTH (MM)	OVERALL CABINET WIDTH (MM)	MINIMUM CABINET DEPTH (MM)	CODE
390MM (W) X 250MM (D) X 100MM (H) TOTAL WIDTH INCLUDING SLIDES = 416MM (+2MM TOLERANCE)	418	450	305	952221
440MM (W) X 250MM (D) X 100MM (H) TOTAL WIDTH INCLUDING SLIDES = 466MM (+2MM TOLERANCE)	468	500	305	952222
540MM (W) X 250MM (D) X 100MM (H) TOTAL WIDTH INCLUDING SLIDES = 566MM (+2MM TOLERANCE)	568	600	305	952223
840MM (W) X 250MM (D) X 100MM (H) TOTAL WIDTH INCLUDING SLIDES = 866MM (+ 2MM TOLERANCE)	868	900	305	952224

TANSEL STAINLESS STEEL TOWEL RAIL

- Dimensions: 300mm



STAINLESS
STEEL

DESCRIPTION	CODE
TANSEL STAINLESS STEEL TOWEL RAIL	951016

TANSEL STAINLESS STEEL TOWEL RAIL SLIDE

- Dimensions: 110mm (W) x 410mm (D) x 40mm (H)
- Runners: Single extension




DESCRIPTION	CODE
TANSEL STAINLESS STEEL TEA TOWEL SLIDE	951001

STAINLESS
STEEL

KROME STORAGE

KROME TOWEL RAIL

- Type: Chrome, telescopic
- Overall Size: 114mm x 407mm x 25mm
- Material: steel, chrome plated & aluminium base, anodized




DESCRIPTION	CODE
KROME TOWEL RAIL CHROME SLIDE	150650

NOTE - MINIMUM CARCASE DEPTH 440MM.

KROME GLASS HOLDER

- Affordable option for display or storage of wine glasses



DESCRIPTION	NOTES	CODE
KROME GLASS HOLDER - CHROME SINGLE	340L x 105W x 65H	152130
KROME GLASS HOLDER - CHROME RACK DOUBLE	340L x 210W x 65H	152131
KROME GLASS HOLDER - CHROME RACK QUADRUPLE	340L x 435W x 63H	152132



Kitchen

Disposal of waste and recycling. Friction-fitted lid creates a seal against odours.* Buckets made from food grade, recyclable polypropylene.



Bathroom

Disposal of bathroom waste. The Compact 15L bin allows sink plumbing to be directed behind the bin, allowing more room in other drawers for personals.


*NOTE - DELUXE & SOFT CLOSE RANGES ONLY.

HIDEAWAY® 40L BIN RANGE

The introduction of this new product and its innovative new features, combine to bring 6 new 40 litre models to our existing Hideaway Bin range. Learn more about the key features of the 40 litre range bin solutions.

- **Bucket configurations** – Single or double, up to 80ltrs!
- **Mounting options** – Top mount and/or side mount
- **Installation options** – Door or handle pull
- **Colour options** – Arctic White
- **High quality runners** – Over extend for easy bucket removal
- **Friction-fitted lid** – Creates a seal and offers odour control*
- **Buckets** – Made from food grade, recyclable polypropylene
- **Clinikill™ antibacterial powder coat** – Keeps bin solution hygienic*
- **Additional features** – Pitch adjustment*

*Soft Close range only.



A patented AIR VENT SYSTEM to maximise bag volume.

Vents – Four U-shaped air vents allow trapped air to escape through the lip of the bucket, as you push your bag into the bucket cavity.

Vent design – This unique, patented design will eliminate the frustration of trapped air restricting your liner, maximising bag volume.

Liner holder – Holds your bag in place without covering the vents, so trapped air can escape as you begin to fill your bag.

Biggest double bin available in Australasia, 80 litres total capacity.



Side Mount Support Option

ABOUT HIDEAWAY® SOFT CLOSE BINS

A hygienic bin solution with a friction-fitted lid, including a Clinikill™ antibacterial powder coat to fight harmful bacteria. Hideaway® Soft Close Range features:

Friction-fitted lid – Removable, foam-sprung friction-fitted lid that creates a seal across the bucket/s when the unit is closed, assisting in odour control. This lid has a Clinikill™ antibacterial powder coat to fight harmful bacteria, yeast and fungi keeping the bin solution hygienic.*

Runners – High quality German ball bearing soft-close runners that create a controlled close through the use of an air vacuum dampener that protects the unit from slamming. The runners overextend to ensure the back bucket will come clear of the bench top without removing the front bucket and have a dynamic weight loading of 52kgs, with the exception of the SC140 and SC150 which hold 47kgs.

Air Vents – Patented air vent system to maximise bag volume. 40L models only.

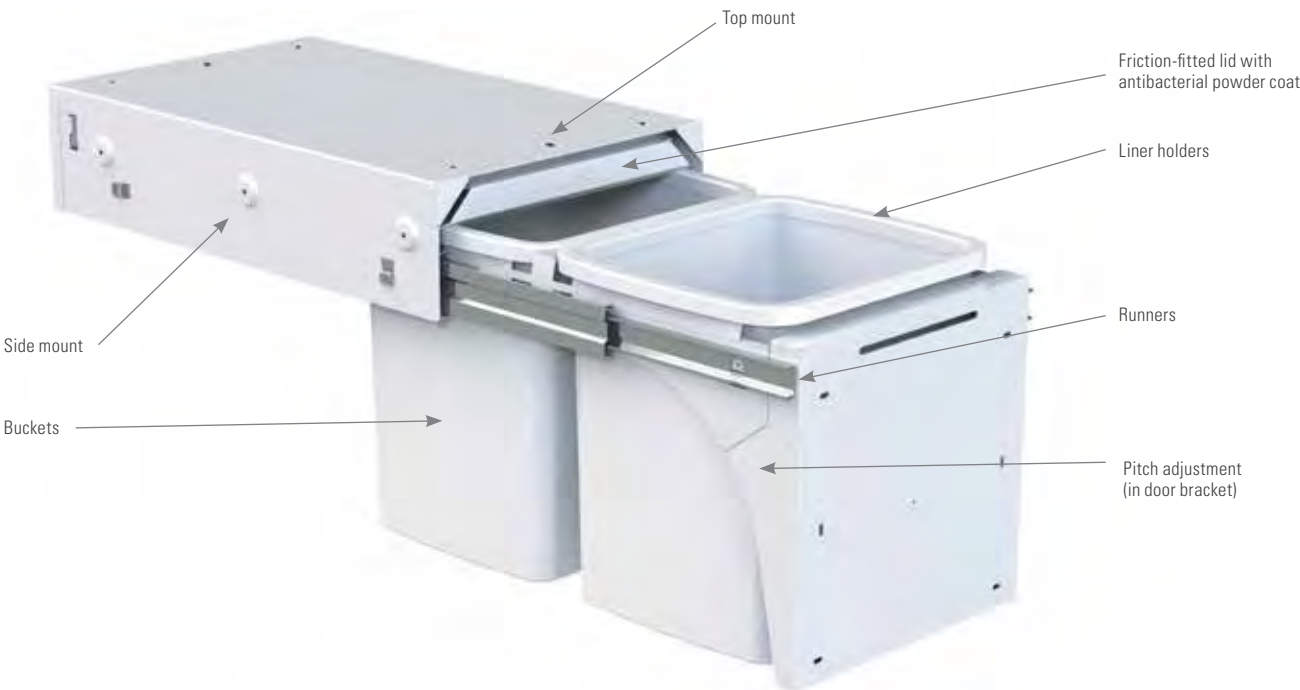
Metal Gauge – 1.2mm Zinc treated steel, powder coated for durability.
Buckets – Made from a food-grade polypropylene plastic that is recyclable. All buckets come complete with a liner holder which will hold your bag in place.*

Colour Choice – Available in Arctic White or Ghost Grey.**

Pitch Adjustment – Provided in the door bracket for ease of installation. Adjustment also provided in the top mounting panel and door bracket.

Mounting Option – Top mount and/or side mount.

*Excludes 1 x 60 litre hamper – SCL160D-W.
**15 & 20ltr models only.



INSTALLATION INSTRUCTIONS

All measurements given are internal (wall to wall) and are the minimum required to fit each unit.

INSTALLATION OPTIONS

Door Pull – One Step Action. The front fascia of the cabinet is attached to the door bracket of the Hideaway Bin. The bin is accessible by simply pulling open the cabinet door.

HIDEAWAY® WASTE SYSTEMS SOFT CLOSE

HIDEAWAY® SOFT CLOSE 2 X 40 LITRE BUCKETS

- 418mm (W) x 645mm (H) x 520mm (D)
- Largest available double bin solution – 80ltrs



DESCRIPTION	CODE
HIDEAWAY SC240D-W / DOOR PULL / ARCTIC WHITE	153832

HIDEAWAY® SOFT CLOSE 1 X 50 LITRE BUCKET

- 362mm (W) x 625mm (H) x 425mm (D)
- Recommended for larger family or commercial / office kitchen



DESCRIPTION	CODE
HIDEAWAY SC150D-W / DOOR PULL / ARCTIC WHITE	153826

HIDEAWAY® SOFT CLOSE 1 X 40 LITRE BUCKET

- 285mm (W) x 645mm (H) x 420mm (D)
- Large bucket capacity for those looking for a single bin solution



DESCRIPTION	CODE
HIDEAWAY SC140D-W / DOOR PULL / ARCTIC WHITE	153831

HIDEAWAY® SOFT CLOSE 2 X 20 LITRE BUCKETS

- 317mm (W) x 450mm (H) x 520mm (D)
- Recycling solution for the larger family



Ghost Grey



Arctic White

DESCRIPTION	CODE
HIDEAWAY SC220D-W / DOOR PULL / ARCTIC WHITE	153824
HIDEAWAY SC220D-G / DOOR PULL / GHOST GREY	153825

HIDEAWAY® WASTE SYSTEMS SOFT CLOSE

HIDEAWAY® SOFT CLOSE 2 X 15 LITRE BUCKETS

- 317mm (W) x 340mm (H) x 520mm (D)
- Fits a standard supermarket shopping bag
- Rubbish & recycling solution



Ghost Grey



Arctic White

DESCRIPTION	CODE
HIDEAWAY SC215D-W / DOOR PULL / ARCTIC WHITE	153822
HIDEAWAY SC215D-G / DOOR PULL / GHOST GREY	153823

HIDEAWAY® SOFT CLOSE 1 X 60 LITRE HAMPER

- 418mm (W) x 650mm (H) x 519mm (D)
- Hidden laundry hamper with air vents
- Install multiple hampers side by side for separating laundry
- Hamper is lightweight polypropylene plastic with a solid base to prevent drips



DESCRIPTION	CODE
HIDEAWAY SCL160D-W / DOOR PULL / ARCTIC WHITE	153835

ABOUT HIDEAWAY® COMPACT BINS

Hideaway Compact bins are 'compact' in design making the range ideal for areas with limited space. The units are top and/or side mountable with the top mount panel acting as a cover for the bucket/s. Ideal for areas with limited space such as apartments, ensuites, office desks and motor homes.

Hideaway® Compact Range features:


Runners – High quality, manual open and close, ball-bearing runners. Runners overextend to ensure back bucket will come clear of the bench top without removing the front bucket. 40kgs dynamic weight loading.

Metal Gauge – 1.0mm Zinc treated steel, powder coated for durability.

Mounting Options – Top mount and/or side mount.

Buckets – Made from a recyclable, food grade polypropylene plastic. All buckets come complete with a liner holder to hold your bag in place.

Air Vents – Patented air vent system to maximise bag volume. 40L models only.



INSTALLATION INSTRUCTIONS

All measurements given are internal (wall to wall) and are the minimum required to fit each unit. Models: KC15H, KC20H, KC140H, KC30H, KC40H, KC240H and KC50H – if hinges are used that do not allow the door to clear the opening fully, allow an extra 10mm width. Installation also requires that the top door hinge be 150mm from the top of the door to allow clearance for the bin handle.

INSTALLATION OPTIONS

Door Pull – One Step Action. The front fascia of the cabinet is attached to the door bracket of the Hideaway Bin. The bin is accessible by simply pulling open the cabinet door.

Handle Pull – Two Step Action. The unit is top mounted inside the cupboard. The bin is accessible by opening the cupboard door and pulling out the bin using its handle.

HIDEAWAY® WASTE SYSTEMS COMPACT

HIDEAWAY® COMPACT 2 X 40 LITRE BUCKETS

- 418mm (W) x 615mm (H) x 510mm (D)
- Largest available double bin solution – 80ltrs



DESCRIPTION	CODE
HIDEAWAY KC240H / HANDLE PULL / ARCTIC WHITE	153829
HIDEAWAY KC240D / DOOR PULL / ARCTIC WHITE	153830

HIDEAWAY® COMPACT 1 X 40 LITRE BUCKET

- 268mm (W) x 615mm (H) x 410mm (D)



DESCRIPTION	CODE
HIDEAWAY KC140H / HANDLE PULL / ARCTIC WHITE	153827
HIDEAWAY KC140D / DOOR PULL / ARCTIC WHITE	153828

HIDEAWAY® WASTE SYSTEMS COMPACT

HIDEAWAY® COMPACT 2 X 20 LITRE BUCKETS

- 300mm (W) x 415mm (H) x 510mm (D)
- Recycling option for the larger family



DESCRIPTION	CODE
HIDEAWAY KC40H / HANDLE PULL / ARCTIC WHITE	153818
HIDEAWAY KC40D / DOOR PULL / ARCTIC WHITE	153819

HIDEAWAY® COMPACT 1 X 20 LITRE BUCKET

- 260mm (W) x 415mm (H) x 360mm (D)
- Ideal for cabinets with limited space



DESCRIPTION	CODE
HIDEAWAY KC20H / HANDLE PULL / ARCTIC WHITE	153814
HIDEAWAY KC20D / DOOR PULL / ARCTIC WHITE	153815

HIDEAWAY® COMPACT 1 X 50 LITRE BUCKET

- 340mm (W) x 590mm (H) x 410mm (D)
- Hidden laundry basket option
- Larger family or commercial/office kitchen



DESCRIPTION	CODE
HIDEAWAY KC50H / HANDLE PULL / ARCTIC WHITE	153820
HIDEAWAY KC50D / DOOR PULL / ARCTIC WHITE	153821

HIDEAWAY® WASTE SYSTEMS COMPACT

HIDEAWAY® COMPACT 1 X 15 LITRE BUCKET

- 260mm (W) x 310mm (H) x 360mm (D)
- Recommended for bathroom vanities or motor homes
- Fits a standard supermarket shopping bag



DESCRIPTION	CODE
HIDEAWAY KC15H / HANDLE PULL / ARCTIC WHITE	153812
HIDEAWAY KC15D / DOOR PULL / ARCTIC WHITE	153813

HIDEAWAY® COMPACT 2 X 15 LITRE BUCKETS

- 300mm (W) x 310mm (H) x 510mm (D)
- 2 x units can be installed within the standard carcass height* providing a four bin recycling solution
- Fits a standard shopping bag

*Standard carcass height is 720mm internal and allows for a 16mm shelf



DESCRIPTION	CODE
HIDEAWAY KC30H / HANDLE PULL / ARCTIC WHITE	153816
HIDEAWAY KC30D / DOOR PULL / ARCTIC WHITE	153817

HIDEAWAY® COMPACT 2 X 15 LITRE BUCKETS FLOOR MOUNTED

- 302mm (W) x 308mm (H) x 507mm (D)
- Fits a standard supermarket shopping bag
- Under the sink solution



DESCRIPTION	CODE
HIDEAWAY KCF215H / HANDLE PULL / ARCTIC WHITE	153833
HIDEAWAY KCF215D / DOOR PULL / ARCTIC WHITE	153834

ABOUT HIDEAWAY® DELUXE BINS

A hygienic bin solution with a friction-fitted lid, including a Clinikill™ antibacterial powder coat to fight harmful bacteria. Hideaway® Deluxe Range features:

Lid – Removable foam-sprung friction-fitted lid that creates a seal across the bucket/s when the unit is closed. The friction-fitted lid makes the Hideaway Deluxe Bins ideal for use in a kitchen environment as odours are locked away. This lid has a Clinikill™ antibacterial powder coat to fight harmful bacteria, yeast and fungi keeping the bin solution hygienic.

Runners – High quality, manual open and close, ball-bearing runners. Runners overextend to ensure the back bucket will come clear of the bench top without removing the front bucket. 40kgs dynamic weight loading.

Mounting Options – Top mount and/or side mount.
Metal Gauge – 1.0mm Zinc treated steel, powder coated for durability.
Buckets – Made from a recyclable, food grade polypropylene plastic. All buckets come complete with a liner holder to hold your bag in place.



INSTALLATION INSTRUCTIONS

All measurements given are internal (wall to wall) and are the minimum required to fit each unit. Models KK3H, KK2H, KK4H, KK12H and KK7H - if hinges are used that do not allow the door to clear the opening fully, allow an extra 10mm width. Installation also requires that the top door hinge be 150mm from the top of the door to allow clearance for the bin handle.

INSTALLATION OPTIONS

Door Pull – One Step Action. The front fascia of the cabinet is attached to the door bracket of the Hideaway Bin. The bin is accessible by simply pulling open the cabinet door.

Handle Pull – Two Step Action. The unit is mounted inside the cupboard. The bin is accessible by opening the cupboard door and pulling out the bin using its handle.

HIDEAWAY® WASTE SYSTEMS DELUXE

HIDEAWAY® DELUXE 1 X 50 LITRE BUCKET

- 340mm (W) x 625mm (H) x 417mm (D)
- Larger family or commercial / office kitchen

	
Door Pull	Handle Pull
DESCRIPTION	CODE
HIDEAWAY KK7H / HANDLE PULL / ARCTIC WHITE	153810
HIDEAWAY KK8D / DOOR PULL / ARCTIC WHITE	153811

HIDEAWAY® DELUXE 2 X 20 LITRE BUCKETS

- 300mm (W) x 450mm (H) x 520mm (D)
- Ideal recycling solution for the larger family

	
Door Pull	Handle Pull
DESCRIPTION	CODE
HIDEAWAY KK12H / HANDLE PULL / ARCTIC WHITE	153808
HIDEAWAY KK12D / DOOR PULL / ARCTIC WHITE	153809

HIDEAWAY® DELUXE 1 X 20 LITRE BUCKET

- 260mm (W) x 450mm (H) x 368mm (D)
- Deeper single bucket solution

	
Door Pull	Handle Pull
DESCRIPTION	CODE
HIDEAWAY KK2H / HANDLE PULL / ARCTIC WHITE	153802
HIDEAWAY KK2D / DOOR PULL / ARCTIC WHITE	153803

HIDEAWAY® DELUXE 2 X 15 LITRE BUCKETS

- 300mm (W) x 340mm (H) x 520mm (D)
- Rubbish & recycling solution
- Fits a standard supermarket shopping bag



DESCRIPTION	CODE
HIDEAWAY KK4H / HANDLE PULL / ARCTIC WHITE	153804
HIDEAWAY KK6D / DOOR PULL / ARCTIC WHITE	153805

HIDEAWAY® DELUXE 2 X 15 LITRE BUCKETS FLOOR MOUNTED

- 306mm (W) x 348mm (H) x 520mm (D)
- Under the sink solution
- Fits a standard supermarket shopping bag



DESCRIPTION	CODE
HIDEAWAY KK4F / HANDLE PULL / ARCTIC WHITE	153806
HIDEAWAY KK6F / DOOR PULL / ARCTIC WHITE	153807

HIDEAWAY® DELUXE 1 X 15 LITRE BUCKET

- 260mm (W) x 340mm (H) x 368mm (D)
- Fits a standard supermarket shopping bag
- Bathroom vanities or motor homes



DESCRIPTION	CODE
HIDEAWAY KK3H / HANDLE PULL / ARCTIC WHITE	153800
HIDEAWAY KK5D / DOOR PULL / ARCTIC WHITE	153801

HIDEAWAY® WASTE SYSTEMS CONSUMABLES & REPLACEMENTS

HIDEAWAY® REPLACEMENT BUCKETS & HAMPER

- The HDPE material used is food grade & recyclable (number 2)



DESCRIPTION	CODE
HIDEAWAY 15L BUCKET / WHITE	153901
HIDEAWAY 15L BUCKET / GHOST GREY	153902
HIDEAWAY 20L BUCKET / WHITE	153903
HIDEAWAY 20L BUCKET / GHOST GREY	153904
HIDEAWAY 40L BUCKET / WHITE	153929
HIDEAWAY 50L BUCKET / WHITE	153905
HIDEAWAY 60L HAMPER / WHITE	1539055



HIDEAWAY® REPLACEMENT LINER HOLDERS

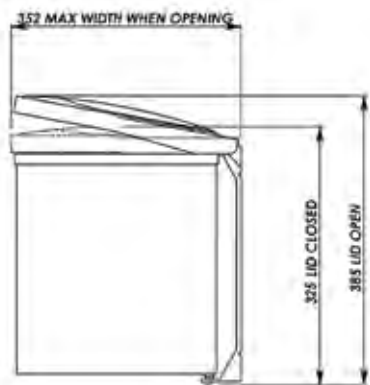
- A liner holder is the rim that sits on the top of your bucket, holds your waste bag in place as well as keeping the bag clear of the tracks



DESCRIPTION	CODE
HIDEAWAY 15 / 20L LINER HOLDER WHITE	153906
HIDEAWAY 15 / 20L LINER HOLDER GHOST GREY	153907
HIDEAWAY 40L LINER HOLDER WHITE	153930
HIDEAWAY 50L LINER HOLDER WHITE	153908

KIMBERLEY KRBO2 KITCHEN TIDY BIN

- Size: 10 litres
- Type: Cam operated lid
- 325mm height (closed) x 352mm width (includes bracket) x 290mm deep
- Automatic opening lid (patented design)
- Removable hi-impact plastic bin
- Easy to clean
- Right or left opening
- Australian made, Australian owned

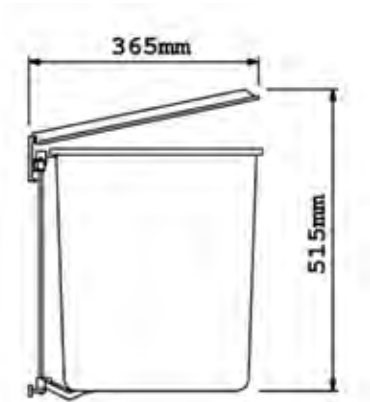


DESCRIPTION	CODE
KIMBERLEY KRBO2 KITCHEN TIDY BIN WHITE	150325



KIMBERLEY KRBO4 KITCHEN TIDY BIN

- Size: 30 litres
- Type: Cam operated lid
- 515mm height x 365mm width x 350mm deep
- Removable hi-impact plastic bin
- Easy to clean
- Right or left opening
- Australian made, Australian owned



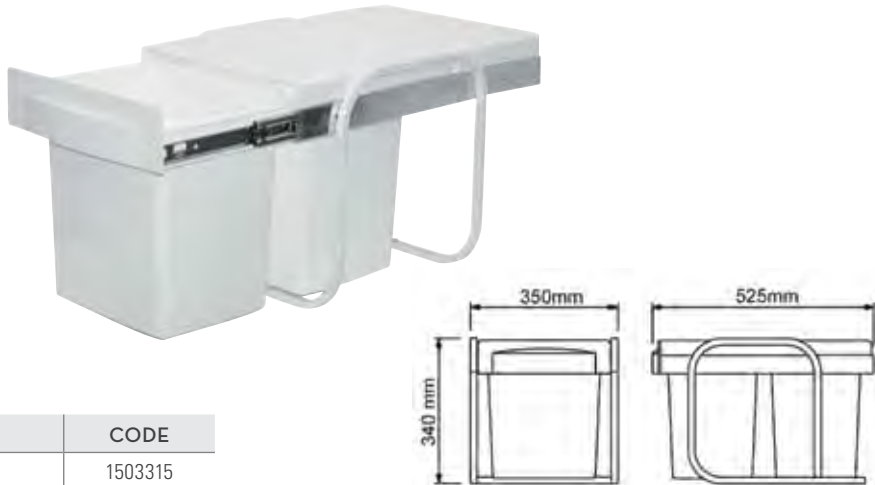
DESCRIPTION	CODE
KIMBERLEY KRBO4 KITCHEN TIDY BIN WHITE	150300



KIMBERLEY WASTE SYSTEMS

KIMBERLEY KRBO6 KITCHEN TIDY BIN

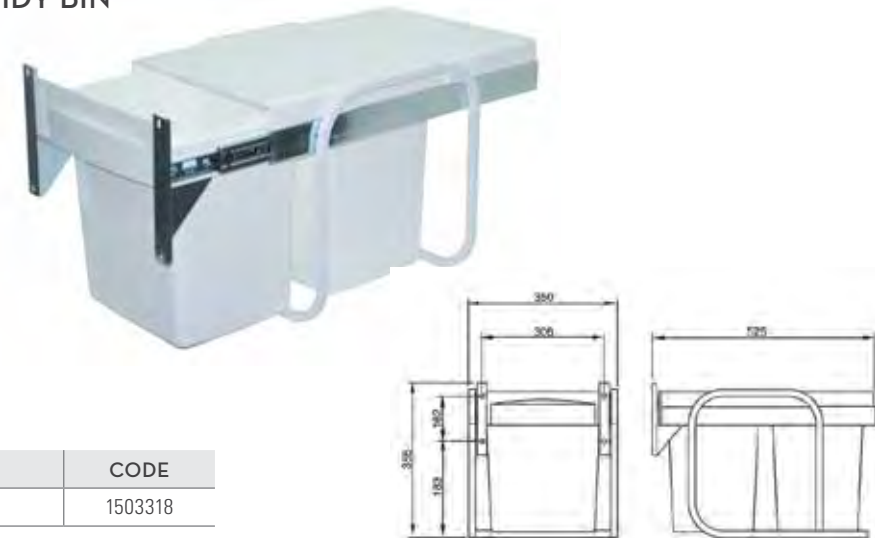
- Size: 2 x 15 litre inserts (30 litres)
- Type: Slide-out twin bin
- 340mm height x 350mm width x 525mm deep
- Closed position of lid results in minimal air flow, significantly reducing odours
- Uniquely stackable construction
- Removable hi-impact plastic bins, easy to clean
- Top/bottom mounting, right/left opening
- Robust solid tubular metal frame



DESCRIPTION	CODE
KIMBERLEY KRBO6 KITCHEN TIDY BIN WHITE	1503315

KIMBERLEY KRBO6D KITCHEN TIDY BIN

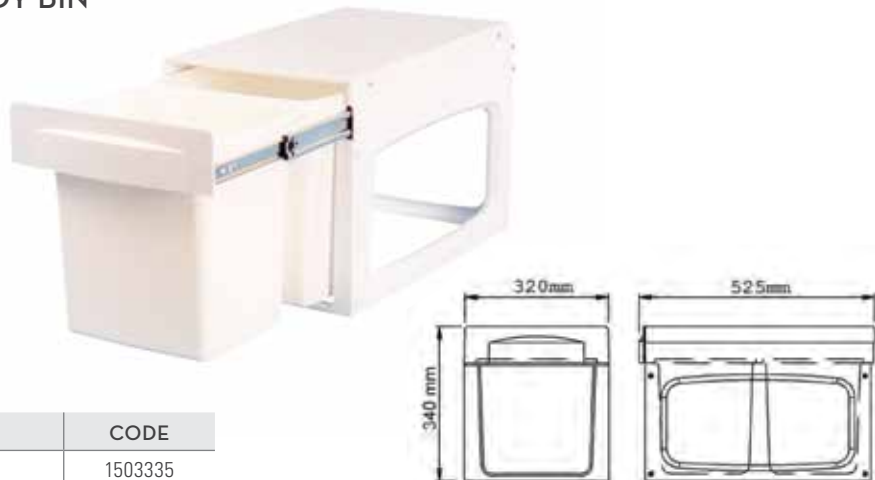
- Size: 2 x 15 litre inserts (30 litres)
- Type: Twin bin metal frame slide-out
- 340mm height x 350mm width x 525mm deep
- Closed position of lid results in minimal air flow, significantly reducing odours
- No additional runners or hinges required
- Removable hi-impact plastic bins, easy to clean
- Fascia panel attaches directly to bin
- Holds maximum weight 25kg
- Maximum door weight 4kg
- Australian made, Australian owned



DESCRIPTION	CODE
KIMBERLEY KRBO6D KITCHEN TIDY BIN WHITE	1503318

KIMBERLEY KRBO8 KITCHEN TIDY BIN

- Size: 2 x 15 litre inserts (30 litres)
- Type: Twin bin plastic frame slide-out
- 340mm height x 320mm width x 525mm deep
- Closed position of lid results in minimal air flow, significantly reducing odours
- Sturdy hi-impact plastic frame
- Removable hi-impact plastic bins, easy to clean
- To suit right or left opening
- Holds maximum weight 25kg
- Australian made, Australian owned



DESCRIPTION	CODE
KIMBERLEY KRBO8 KITCHEN TIDY BIN WHITE	1503335

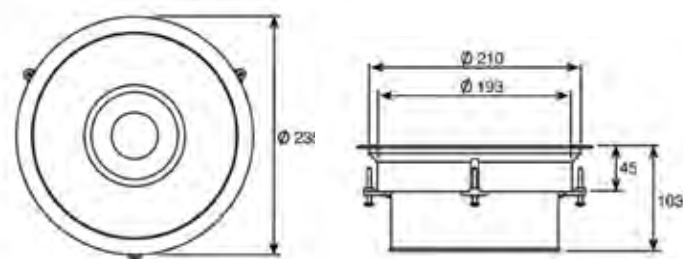
KIMBERLEY KRB10 KITCHEN TIDY DISPOSAL LID

- Easily fitted into new or existing bench tops
- Snug fitting lid seals in unwanted odours
- Accommodates standard type bags (bucket required)
- Provides heat resistant surface for pots
- Hole cut out size 210mm diameter
- Australian made, Australian owned

STAINLESS
STEEL



DESCRIPTION	CODE
KIMBERLEY KRB10 KITCHEN TIDY BIN WHITE	150334



NOTE - DOES NOT INCLUDE WASTE BIN.

KIMBERLEY KRB13 KITCHEN TIDY DISPOSAL WASTE BIN

- Size: 10 litres
- Type: Deluxe
- Size: 300mm depth
- Included bucket with handle
- Bucket is removable through top of bench
- Easily fitted into new or existing bench tops
- Rubber seal in lid prevents unwanted odours
- Accommodates standard type bags
- Australian made, Australian owned

STAINLESS
STEEL



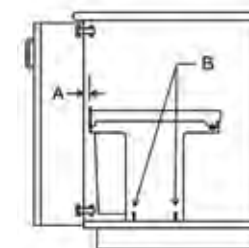
DESCRIPTION	CODE
KIMBERLEY KRB13 KITCHEN TIDY BIN WHITE	1503345



KIMBERLEY WASTE SYSTEMS

KIMBERLEY KRB12 KITCHEN TIDY BIN

- Size: 15 litres
- Type: Slim slide-out single
- 334mm height x 265mm width x 390mm deep
- Slim construction suits cupboards from 300mm wide
- Robust, pressed metal construction
- Simple to install, only 4 screws required
- Smooth running ball race runners
- Removable bucket
- Australian made, Australian owned



DESCRIPTION	CODE
KIMBERLEY KRB12 KITCHEN TIDY BIN WHITE	150316

KIMBERLEY KRB14 KITCHEN TIDY BIN

- Size: 44 litres
- Type: Slide-out single
- 464mm height x 350mm width x 525mm deep
- Robust, tubular frame
- Removable hi-impact plastic bin, easy to clean
- Top/bottom mounting, right or left opening
- Cleverly designed lid prevents odours



DESCRIPTION	CODE
KIMBERLEY KRB14 KITCHEN TIDY BIN WHITE	150314

KIMBERLEY KRB15 KITCHEN TIDY BIN

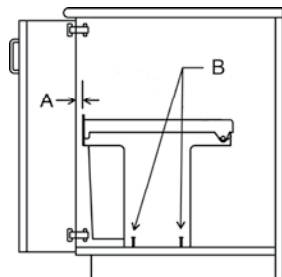
- Size: 44 litres – divided to achieve 2 x 22 litre divisions
- Type: Slide-out
- 464mm height x 350mm width x 525mm deep
- Smooth running ball race runners
- Robust, solid tubular frame
- Removable hi-impact plastic bins, easy to clean
- Top/bottom mounting, right/left opening
- Closed position of lid results in minimal air flow, significantly reducing odours
- Removable divider for waste separation



DESCRIPTION	CODE
KIMBERLEY KRB15 KITCHEN TIDY BIN WHITE	150337

KIMBERLEY KRB16 KITCHEN TIDY BIN

- Size: 15 litre
- Slim construction suits cupboards from 300 wide
- 266mm w x 334mm h x 390mm d
- Hi-impact plastic construction
- Suitable for bottom of cupboard or shelf mounting
- Simple to install, only 4 screws required
- Smooth running ball race runners
- Removable Bucket
- Australian Made, Australian Owned



DESCRIPTION	CODE
KIMBERLEY KRB16 KITCHEN TIDY BIN WHITE	1503331

KIMBERLEY KRB6OE D/M MONACO TWIN BIN

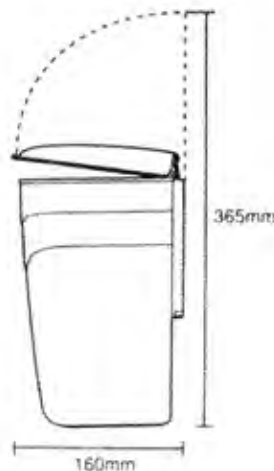
- 2 x 30 litre buckets included, total of 60 litre storage capacity
- 414mm w x 500mm h x 520mm d
- Can be top or side mounted
- 60 ltr door mounted dual capacity recycling solution
- Robust, solid pressed metal frame
- Removable hi-impact plastic buckets, easy to clean
- Cleverly designed lid prevents odours
- Smooth running Soft Closing ball race runners
- Door Mount model only
- Colour: Grey (with white buckets)



DESCRIPTION	CODE
KIMBERLEY KRB6OE D/M MONACO TWIN BIN	1503320

KIMBERLEY KVBO1 VANITY TIDY BIN

- Size: 5 litres
- Type: cord operated lid
- 242mm height (closed) x 220mm width x 160mm deep
- Automatic opening lid
- Compact, contoured design for 90° or 110° opening doors
- Easily removable for simple thorough cleaning
- Simple to install
- Australian made, Australian owned



DESCRIPTION	CODE
KIMBERLEY KVBO1 VANITY TIDY BIN WHITE	1503325

HIDEAWAY® LAUNDRY SOLUTIONS



LAUNDRY

Hideaway laundry hampers make a great addition to any laundry. They're versatile, durable and stylish. Customers can use two 60L hampers, as pictured above, to sort whites from colours and keep laundry organised, tidy and stored away.

NOTE - SOFT CLOSE RANGE ONLY. REFER TO PAGE 119 FOR PRODUCT CODE.



HIDEAWAY® LAUNDRY HAMPER

Hide your laundry, store your extra linen or use as a removable washing basket – the Hideaway Laundry Hamper is a high quality storage solution for your home. Featuring air vents to reduce moisture and a robust steel frame designed to withstand the weight of wet washing, this innovative system is a must for your laundry!

ADDITIONAL FEATURES

Hamper configuration – Single hamper holds up to 60ltrs.

Hamper – Made from lightweight recyclable polypropylene plastic. Moulded handles for easy removal.

High quality construction – Robust 1.2mm zinc treated steel frame work, powder coated for durability.

Runners – High quality German ball bearing soft-close runners that create a controlled close through the use of an air vacuum dampener that protects the unit from slamming. The runners over-extend for easy removal of the hamper from beneath the bench top and have a dynamic weight loading of 52kgs!

Additional features – Lightweight plastic hamper, pitch adjustment, air vents for ventilation and a solid base to prevent dripping.

Mounting options – Top mount and/or side mount.

Colour – Arctic White.

Installation Option – Door pull.

NOTE - REFER TO PAGE 119 FOR PRODUCT CODE.

HIDEAWAY® LAUNDRY SOLUTIONS


HIDEAWAY® SOFT CLOSE 1 X 60 LITRE HAMPER

- 418mm (W) x 650mm (H) x 519mm (D)
- Hidden laundry hamper with air vents
- Install multiple hampers side by side for separating laundry
- Hamper is lightweight polypropylene plastic with a solid base to prevent drips



SOFT
CLOSE

DESCRIPTION	CODE
HIDEAWAY SCL160D-W / DOOR PULL / ARCTIC WHITE	153835



TANSEL STAINLESS STEEL CANVAS LAUNDRY BAG



- Features**
 - Rust resistant stainless steel wire frame
 - Removable & washable canvas bag
 - Full extension ball bearing slides
 - Lifetime warranty against rust & functioning of slides
 - Suitable for hinged door & door mount (optional)
- Dimensions**
 - Standard cabinets: 500W (468mm internal)Basket dimensions: 398W x 400D x 450H + slides 2 x35mm (with built in spacer to clear hinge door)

STAINLESS
STEEL

WEIGHT CAPACITY & SLIDES

DESCRIPTION	CODE
TANSEL CANVAS LAUNDRY BAG – DOOR MOUNTED – COMPLETE INCLUDING SLIDES	952207
TANSEL CANVAS LAUNDRY BAG – HINGE DOOR – COMPLETE INCLUDING SLIDES	952205K

HINGED DOOR – STANDARD

DESCRIPTION	WEIGHT CAPACITY	CODE
FULL EXTENSION, BALL BEARING SLIDES WITH BUILT IN 22MM SPACER. RUNNER WIDTH 35MM	30kgs	952220

TANSEL LAUNDRY SOLUTIONS

TANSEL STAINLESS STEEL WIRE LAUNDRY BASKETS



- Features**
 - Rust resistant stainless steel wire frame
 - Full extension ball bearing slides
 - Lifetime warranty against rust & functioning of slides
 - Suitable for hinged door & door mount (optional)
- Dimensions**
 - Standard cabinets: 400W, 500W, 600W

STAINLESS
STEEL

MINIMUM CABINET DEPTH (MM)	INTERNAL CABINET WIDTH (MM)	OVERALL CABINET WIDTH (MM)	OVERALL BASKET DIMENSIONS (W X D X H) (MM)	CODE STD KIT	CODE SOFT CLOSE KITS
495+	368	400	300 X 485 X 500	952209K	952209KSC
495+	468	500	400 X 485 X 500	952210K	952210KSC
495+	568	600	500 X 485 X 500	952211K	952211KSC

K = Product code includes full extension ball bearing slides
KSC = Product code includes full extension soft close ball bearing slides
To order without slides code is without 'K'
For drawer mount installation order 4 x door mount fittings: 951062

WEIGHT CAPACITY & SLIDES

STANDARD		
DESCRIPTION	WEIGHT CAPACITY	CODE
FULL EXTENSION BALL BEARING SLIDE WITH BUILT IN 22MM SPACER. RUNNER WIDTH 35MM	30kgs	951100

OPTIONAL		
DESCRIPTION	WEIGHT CAPACITY	CODE
FULL EXTENSION SOFT CLOSE BALL BEARING SLIDE WITH BUILT-IN 22MM SPACER. RUNNER WIDTH 35MM	40kgs	951115
FULL EXTENSION, BALL BEARING (USE FOR NARROW SPACES, CUSTOM WIDTH CABINETS OR NON HINGED DOORS NOT REQUIRING 22MM CLEARANCE) SLIDE WIDTH 2 X 13WMM	30kgs	951120
FULL EXTENSION SOFT CLOSE BALL BEARING SLIDES FOR NARROW SPACES, CUSTOM WIDTH CABINETS OR NON HINGED DOORS NOT REQUIRING 22MM CLEARANCE. RUNNER WIDTH 13MM	40kgs	951122

ROBINHOOD IRONING SOLUTION

ROBINHOOD IC1300 IRONING CENTRE

- One piece ironing board folds away effortlessly into its own purpose-designed cabinet
- Built in light & ironing power point with safety timer
- Ironing board is height adjustable & can be rotated up to 90 degrees left or right to suit your preferred ironing position
- Cotton coated rayon ironing board cover with quality felt underlay provides ultra smooth ironing surface
- Draw string & Velcro strips hold ironing board cover firmly and prevent slipping
- Handy shelves to store your iron & accessories
- Sturdy galvanised steel cabinet with white easy-clean powder coated paint finish
- 2-metre power cord for connecting Ironing Centre to an existing power point
- Can be recessed into the wall or mounted directly onto the surface
- Where the unit is surface mounted to the wall, a surface mounting kit (ICSMK) is required to create a flush finish



DESCRIPTION	CODE
ROBINHOOD IC1300 IRONING CENTRE	150271
ROBINHOOD ICSMK SURFACE MOUNTING KIT	150273

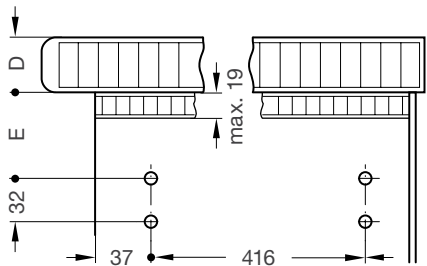


NOTE - THE ROBINHOOD IRONING CENTRE COMES COMPLETE WITH IRONING BOARD COVER AS PICTURED. OTHER ACCESSORIES ARE NOT INCLUDED.

IRONFIX IRONING SOLUTION

IRONFIX IRONING BOARD DRAWER MOUNTED

- **Material:** Steel fittings, cotton ironing board cover
- **Finish:** Powder-coated white, natural white & grey striped cover
- **Features:** Collapsible ironing board pulls out automatically with the opening of the drawer
- **Mounting:** Screw fixing in cabinet



DESCRIPTION	CODE
IRONFIX IRONING BOARD DRAWER MOUNTED	430001
IRON BOARD COVER NATURAL WHITE WITH GREY STRIPES	439025