



## ON SLAB SLAB SAVER SYSTEM

### ELIMINATE HOLES BEING DRILLED IN YOUR FLOOR

This system consists of lightweight re-usable plastic brackets and an adhesive backed shoe. The bracket snaps into the shoe plate that is held firmly to the casting slab by the adhesive base.

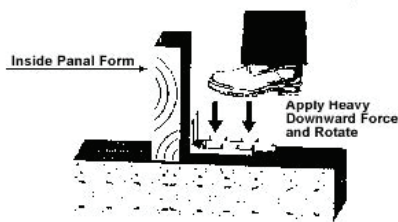


#### KEY FEATURES / BENEFITS

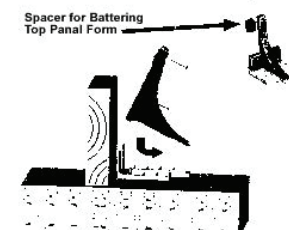
- Reduces installation time by 50%
- No drill bits
- Super quick
- Lightweight
- No patching required
- Re-usasble brackets
- Recycled composite plastic

#### APPLICATION INSTRUCTIONS

##### STEP 1: SLAB SAVER SHOE INSTALLATION



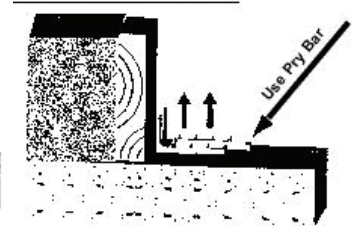
##### STEP 2: BRACKET INSTALLATION



##### STEP 3: BRACKET REMOVAL



##### STEP 4: SHOE REMOVAL



#### Canzac Slab Saver Product Sizes & Codes

PRODUCT	124mm bracket	170mm bracket	Sticky Shoe	Xylene (Cleaner)	Spray Adhesive
CANZAC CODE	97 010	97 020	97 030	97 040	97 050
UNITS / BAG	Each	Each	Each	1ltr Bottle	Can