

# Nacajuca

(Naa-kah-hoo-kah)

TABASCO, MÉXICO

NUMBER OF HOMES: 65 (PHASE 1)

This supplemental data report uses survey data gathered in July 2021 pertaining specifically to the attitudes and behaviors of families due to the temperature in their home. The families surveyed are currently living in Nacajuca, Tabasco, Mexico. They are representative of many low income families with limited access to adequate housing in the state of Tabasco.

Experiment Survey Completed: July 2021  
Report Last Updated: July 2021

## OBSERVATIONS OF TEMPERATURE IN THE HOME

92%

of families described their homes as **hot** or **very hot** during the day in the dry season.

89%

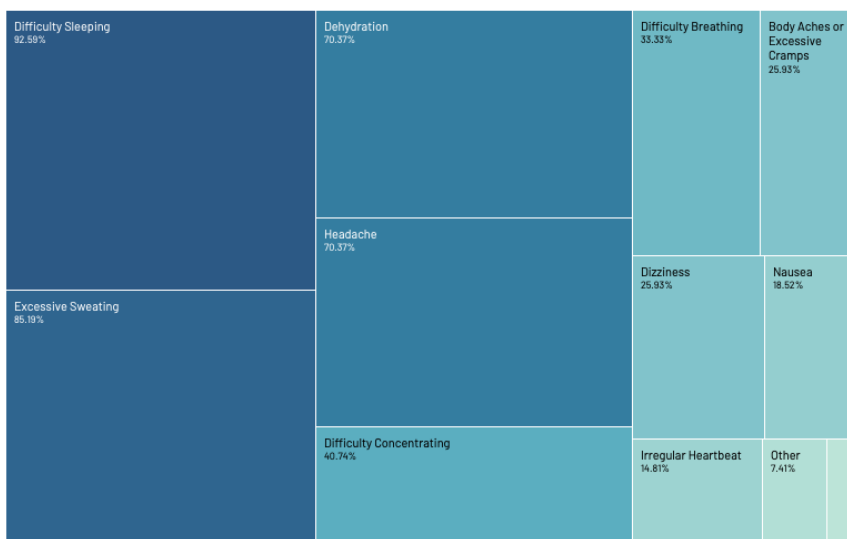
of families described their homes as **hot** or **very hot** during the night in the dry season.

50%

of families surveyed rated the temperature in their home as **uncomfortable** or **very uncomfortable**.

## OBSERVED EFFECTS FROM EXCESSIVE HEAT

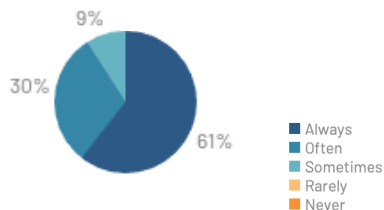
When asked about the effects on family members if and when their home is too hot, families reported the effects below. Percentages indicate the percentage of respondents who noted that effect and respondents were able to select multiple effects they have experienced if applicable.



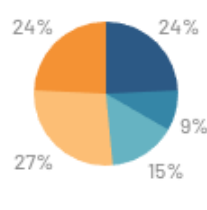
## BEHAVIORS IN THE HOME

Families were asked how often they opened the windows of their homes and their reasoning for doing so.

% OF FAMILIES WHO OPEN THEIR WINDOWS DURING THE DAY



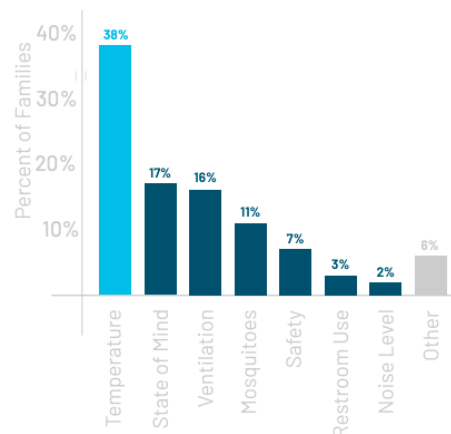
% OF FAMILIES WHO OPEN THEIR WINDOWS AT NIGHT



- ▶ **100%** of families expressed the tendency to open their windows for at least a portion of the day. Families noted that **ventilation and temperature** were the main reasons for opening their windows during the day.
- ▶ **50%** of families noted the need to close their windows at night, citing **safety, mosquitoes, and state of mind** as the top reasons for doing so.
- ▶ **95%** of families surveyed have at least one family member spend **more than 50% of their time** in the home on an average day.

## SLEEP BARRIERS

In intake surveys completed June 2020, **temperature** was the main reason families selected as to why they are unable to sleep well at night.



# Nacajuca

(Naa-kah-hoo-kah)

**TABASCO, MÉXICO**

NUMBER OF HOMES: 65 (PHASE 1)

---

## ABOUT THE DATA

The analysis in this report is based on survey data collected from families in and around the surrounding area of Nacajuca in July 2021. The survey was conducted on a sample size of 38 families of the 65 families that will be moving in to the community's first phase of homes at the end of 2021. Supplemental data from Intake Surveys that were completed in May-Jun 2020 was also used to help frame analysis. Using Felix, New Story's Survey Tool, data collection was done digitally and stored onto servers in real-time. All survey data was reviewed for completion and data quality. This report contains community-level metrics to provide context and a comprehensive understanding of the attitudes and behaviors experiences by the families as it relates to temperature within the home. As with any survey-based methodology, there is a small margin of error to consider when interpreting the results. Regardless, we believe that this report identifies key trends and opportunities for action in various domains as it

---

**FOR THE COMPLETE DATA SET AND ANY FOLLOW-UP QUESTIONS, PLEASE CONTACT THE DATA TEAM AT NEW STORY CHARITY.**