



HMW

15. PHT CE

- 15,000kg high efficiency 2 stage planetary winch
- Internal 100% holding, fail-safe braking system-spring applied hydraulic release
- Compact envelope, saving weight and installation space
- Heat treated reinforced cast steel body
- Large capacity drum with roller fairlead and cable tensioner as standard
- High torque hydraulic motor with LCV
- Option of manual or pneumatic clutch actuator for easy clutch operation.
- EN14492-1 Power driven winches and CE machinery directive 2006/42/EC

Applications

Towing & Recovery
Specialty Vehicle
Mining & Construction
Machinery and House Movers
Power Companies and Tree Arborists
General Industrial and Commercial

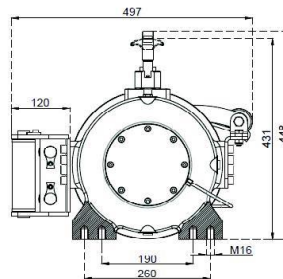
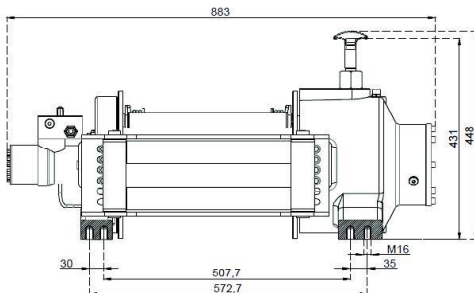
Rope Winding Layer	Pulling Capacity kg/lbs	Rope Speed m/min – ft/min	Rope Length m / ft
1	15000 / 33000	4/15	11/35
2	12550 / 27660	5/17	23/74
3	10787 / 23776	6/20	37/122
4	9459 / 20848	7/23	52/173

Specifications

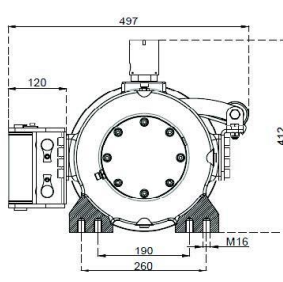
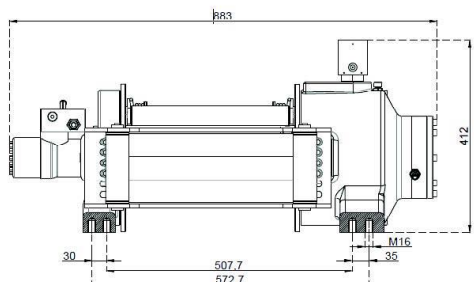
Max.pulling capacity (kg / lbs) : 15,000kg (33,000lbs)
Max.rope length (m) : 52m
Recommended wire rope (mm) : 18 mm
Hydraulic motor (cc / in³) : 250 cc (15 in³)
Max. pump flow (L/min) : 80 L/min
Gear ratio : 28:1
Oil type and capacity : 85W 90 – 2 L
Max. working pressure (bar / psi) : 175 bar (2538 psi)

DIMENSIONS

Manual Clutch



Air Clutch



Equipment

Cable tensioner
Roller Fairlead

Optional

Air Clutch
Air cable tensioner

Physical

Winch : 192kg
Roller Fairlead : 18kg
Cable Tensioner : 8kg
Mounting Bolts : 16 x M16 8.8
Hydraulic Inlets : G1/2"

- WARNING!
- A-B lines must be open to tank with the control valve in centre position.
- This winch is designed and manufactured for pulling, don't lift person or material.
- Always keep last 5 wraps of cable on the drum.
- The technical details given above are just for information.
- HAMMER WINCH reserves the right to change the technical details.
- Pneumatic working pressure: Min 9 bar – Max 12 bar (Min 30psi – Max174 psi)