

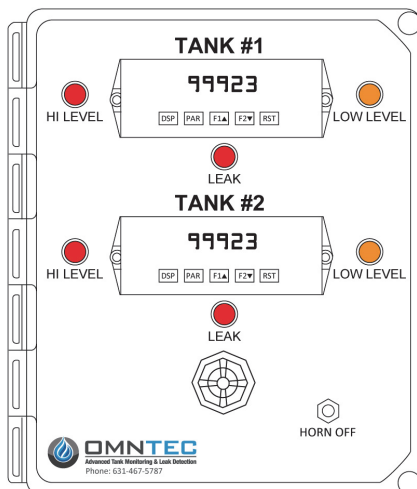


**OMNTEC**  
Advanced Tank Monitoring & Leak Detection



1. Open the camera app
2. Focus the camera on the QR code by gently tapping the code
3. Follow the instructions on the screen to view PDF file

# RD625-2-HLOL INSTALLATION GUIDE



## REMOTE DISPLAY

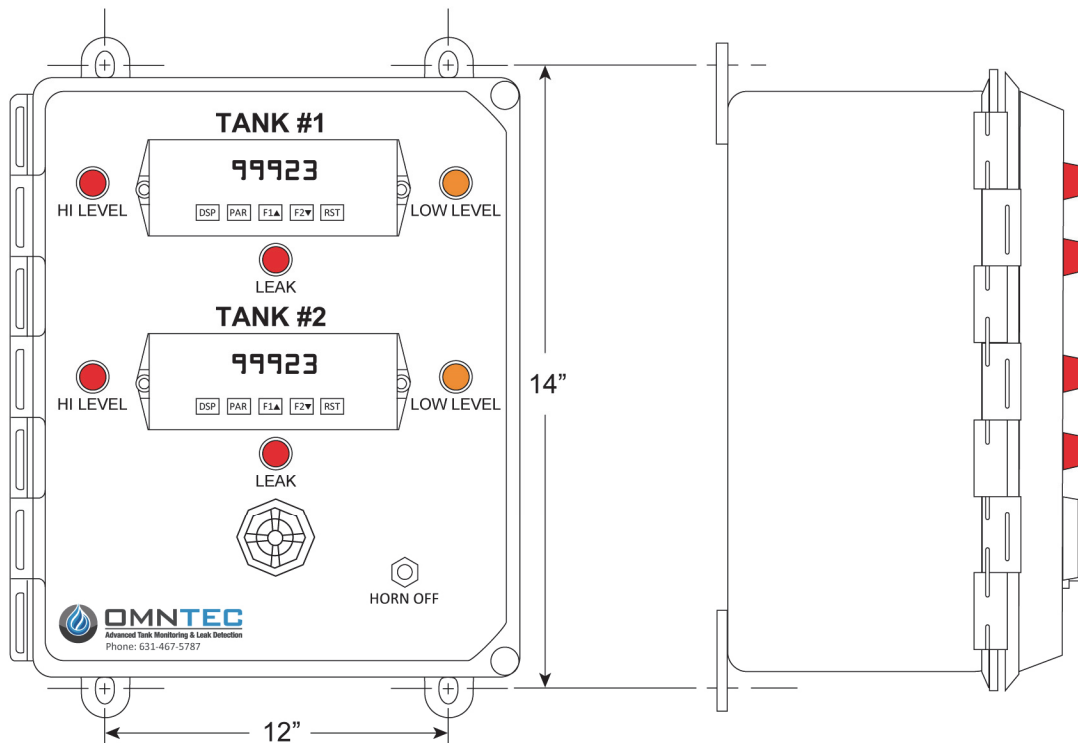
Revision 2352

Document No. RD625-2-HLOL

# TABLE OF CONTENTS

<b>RD625-2-HLOL SPECIFICATIONS .....</b>	<b>3</b>
<b>OEL8000IIIK MB-232/485 WIRING .....</b>	<b>4</b>
<b>OEL8000IIIX MB-232/485 WIRING .....</b>	<b>5</b>
<b>RD625-2-HLOL WIRING .....</b>	<b>6</b>
<b>OEL8000IIIK / XC-R8 / RD625-2-HLOL WIRING .....</b>	<b>7</b>
<b>OEL8000IIIX / XB-RB8 / RD625-2-HLOL WIRING .....</b>	<b>8</b>

## RD625-2-HLOL REMOTE DISPLAY



### RD625-2-HLOL SPECIFICATIONS

**POWER INPUT**

120-volt AC

**OPERATING TEMPERATURE**

0 to 50 deg. C

**WEIGHT**

10 Pounds

**ENCLOSURE**

TYPE 4X

**ENCLOSURE**

OEL8000IIK  
OEL8000IIIX

**AUDIO/VISUAL CONSOLE**

**AUDIBLE ALARM** - 95 dB pulsing horn with 30 second timeout

**LED DIGITAL DISPLAY** - Tank volume

**RED LIGHT** - Hi Level and Leak alarm indication

**AMBER LIGHT** - Low Level alarm indication

**HORN OFF BUTTON** - Silences the audible alarm

**TEST BUTTON** - Test system lights and horn

**INPUT**

MB-232/485 From OEL8000IIK and OEL8000IIIX

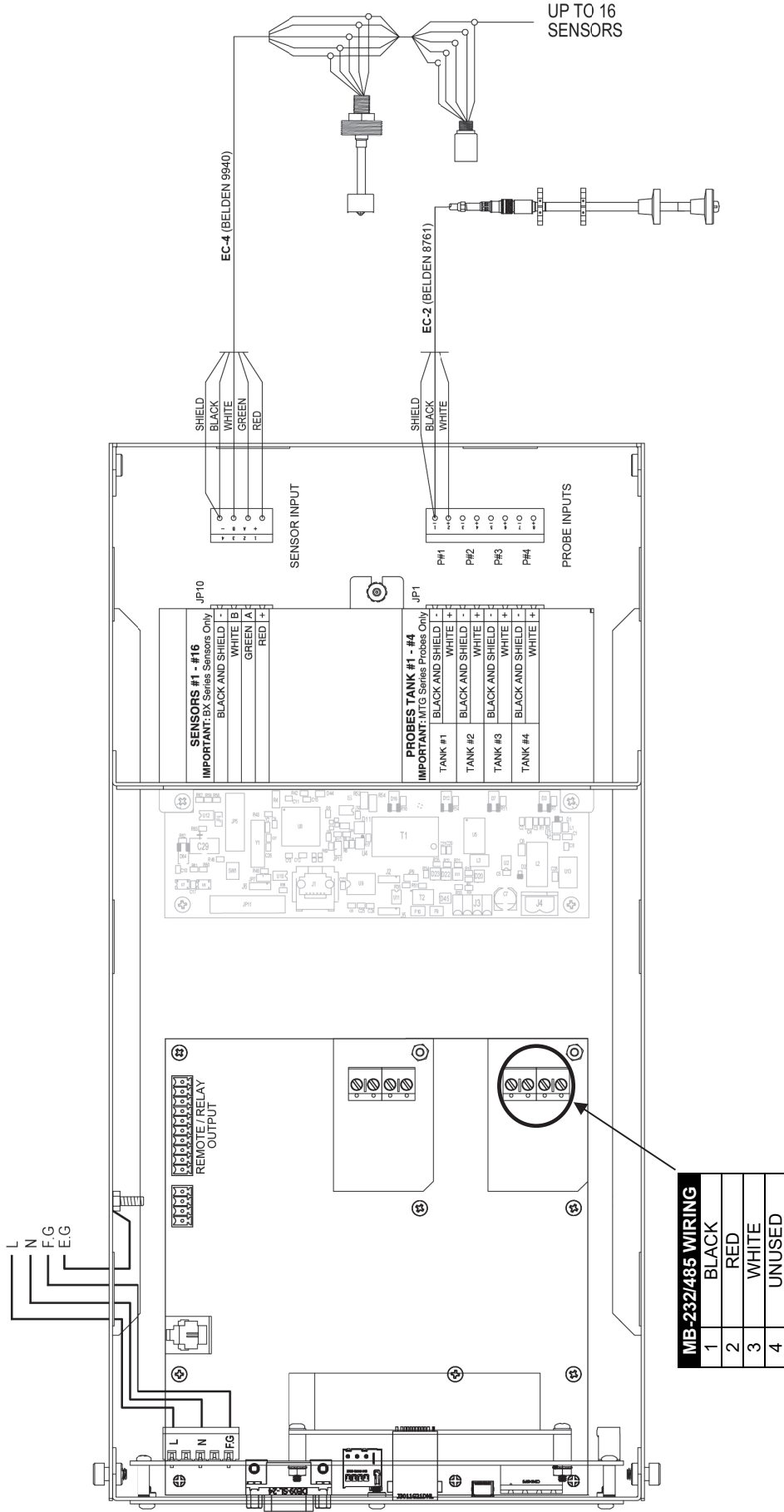
MCU J16 Remote/Relay Output

XC-R8 Relay output

XB-RB8 Relay output from OEL8000IIIX

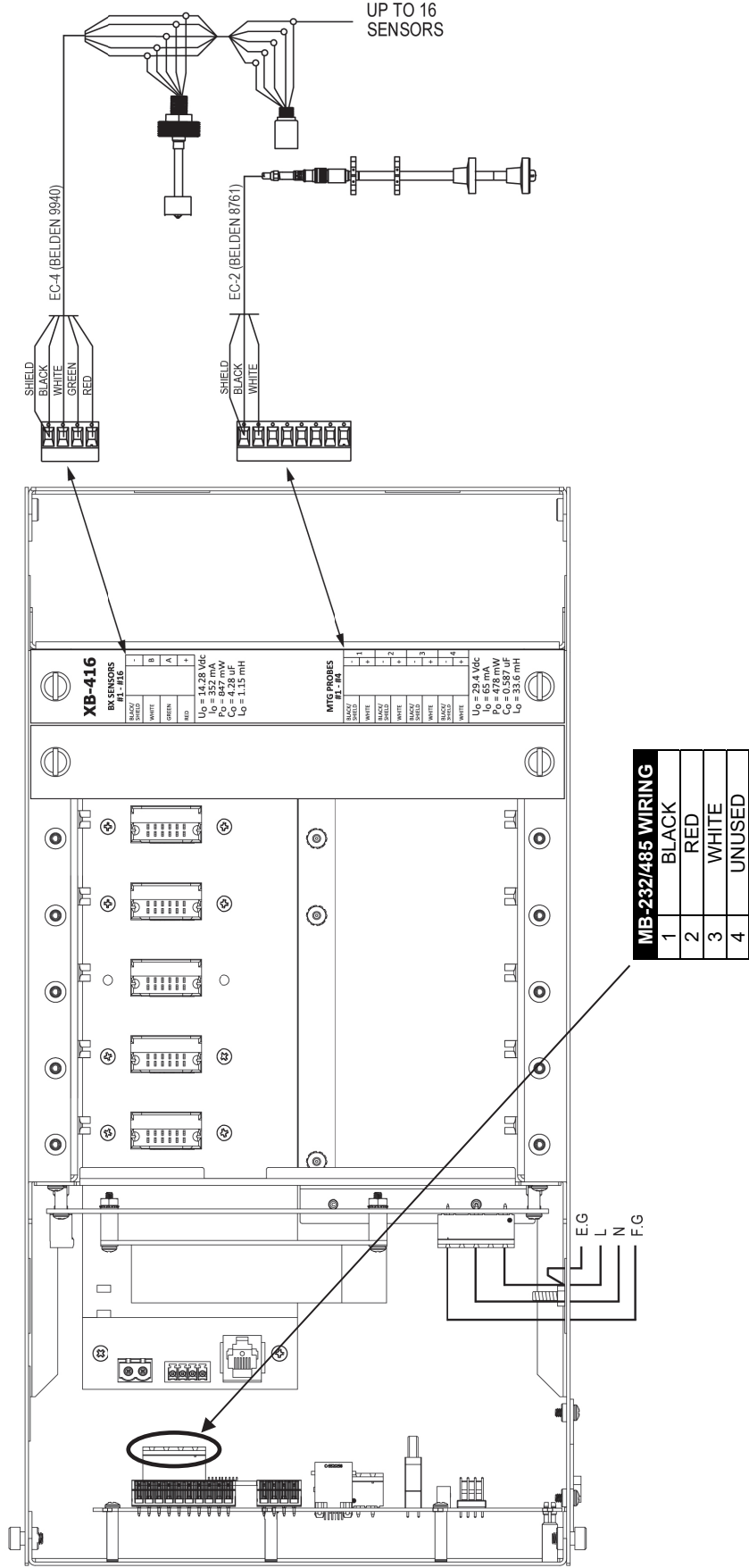
**IMPORTANT:** Cable runs not to exceed 2000 feet.

# OEL8000IIIK MB-232/485 WIRING



MB-232/485 WIRING	
1	BLACK
2	RED
3	WHITE
4	UNUSED

# OEL8000IIIX MB-232/485 WIRING

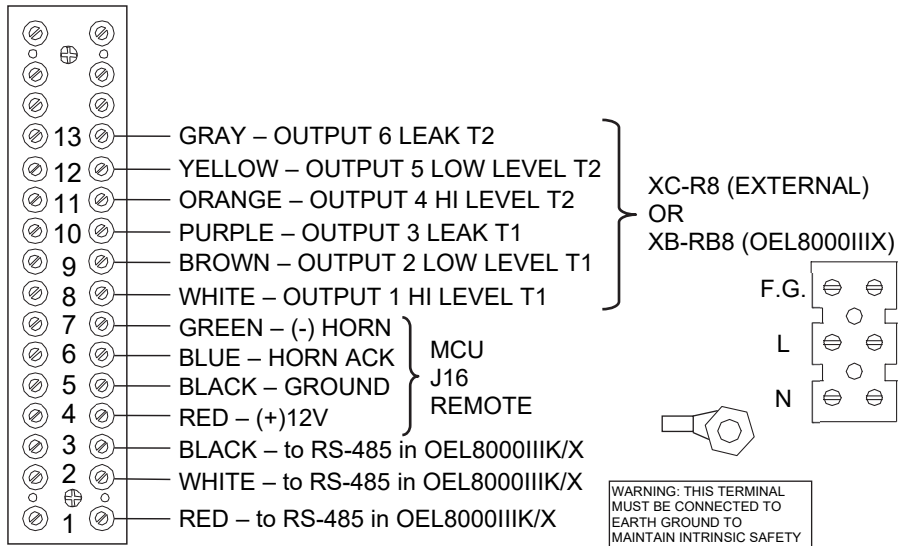
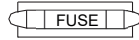




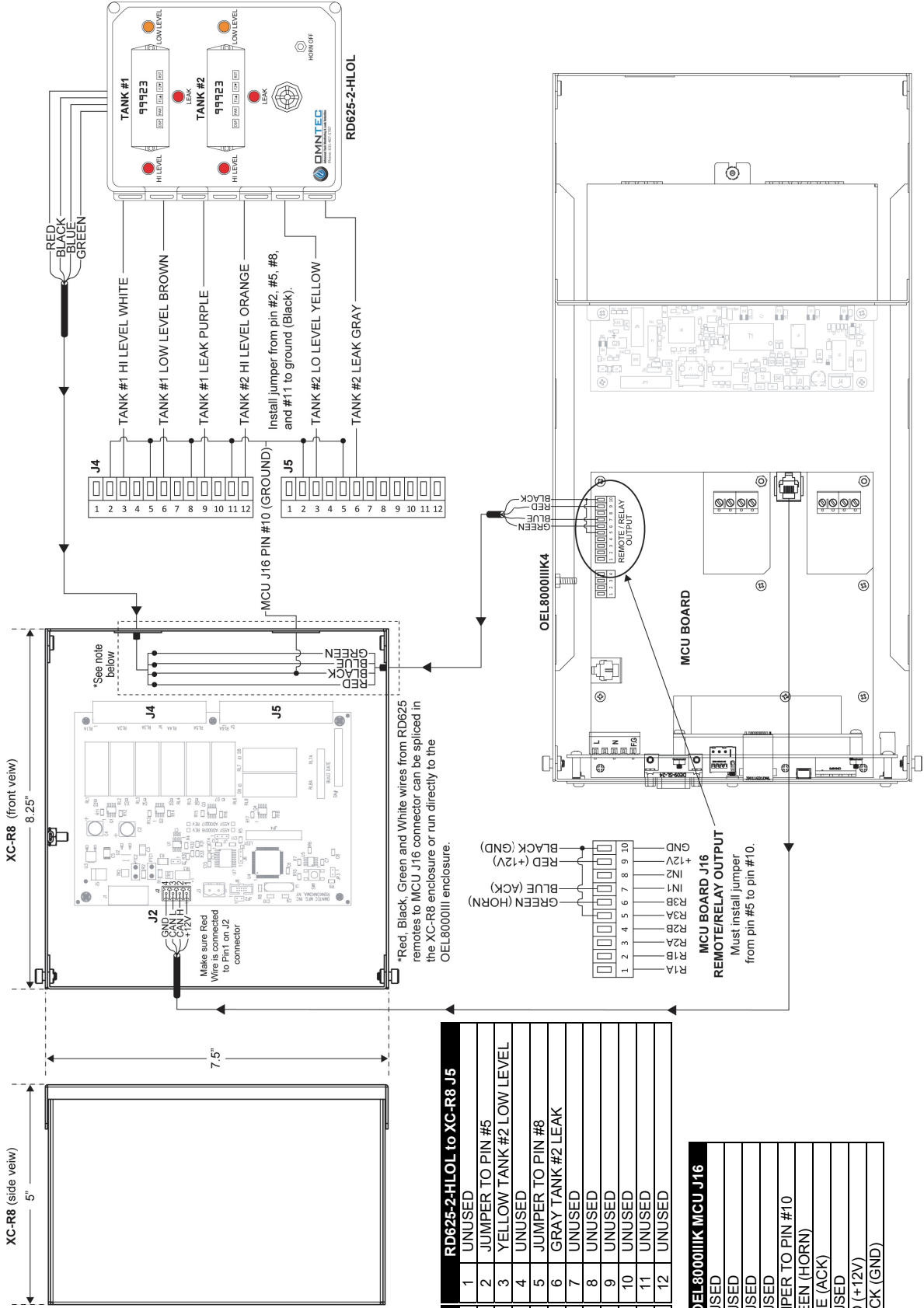
# OMNTEC

Advanced Tank Monitoring & Leak Detection

## RD625-2-HLOL WIRING



# OEL8000IIIK / XC-R8 / RD625-2-HLOL WIRING



RD625-2-HLOL to XC-R8 J4		RD625-2-HLOL to XC-R8 J5	
1	UNUSED	1	UNUSED
2	JUMPER TO PIN #5	2	JUMPER TO PIN #5
3	WHITE/TANK #1 HI LEVEL	3	YELLOW/TANK #2 LOW LEVEL
4	UNUSED	4	UNUSED
5	JUMPER TO PIN #8	5	JUMPER TO PIN #8
6	BROWN/TANK #1 LOW LEVEL	6	GRAY/TANK #2 LEAK
7	UNUSED	7	UNUSED
8	JUMPER TO PIN #11	8	UNUSED
9	PURPLE/TANK #1 LEAK	9	UNUSED
10	UNUSED	10	UNUSED
11	GND MCU J16 PIN #10	11	UNUSED
12	ORANGE/TANK 2 HI LEVEL	12	UNUSED

RD625-2-HLOL to OEL8000IIIK MCU J16	
1	R1A UNUSED
2	R2A UNUSED
3	R1B UNUSED
4	R2B UNUSED
5	R3A JUMPER TO PIN #10
6	R3B GREEN (HORN)
7	IN1 BLUE (ACK)
8	IN2 UNUSED
9	+12V RED (+12V)
10	GND BLACK (GND)

# OEL8000IIX / XB-RB8 / RD625-2-HLOL WIRING

