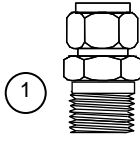


MTG-420 Stick Probe Pre-Assembly Drawing

MTG-420 STICK PROBE PARTS

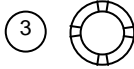
Part: Swage Lock (SL-34)
QTY: 1



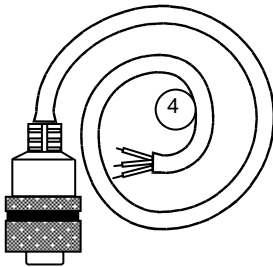
Part: Foot Adaptor
QTY: 1



Part: Foot
QTY: 1



Part: 6' Extension Cable
QTY: 1



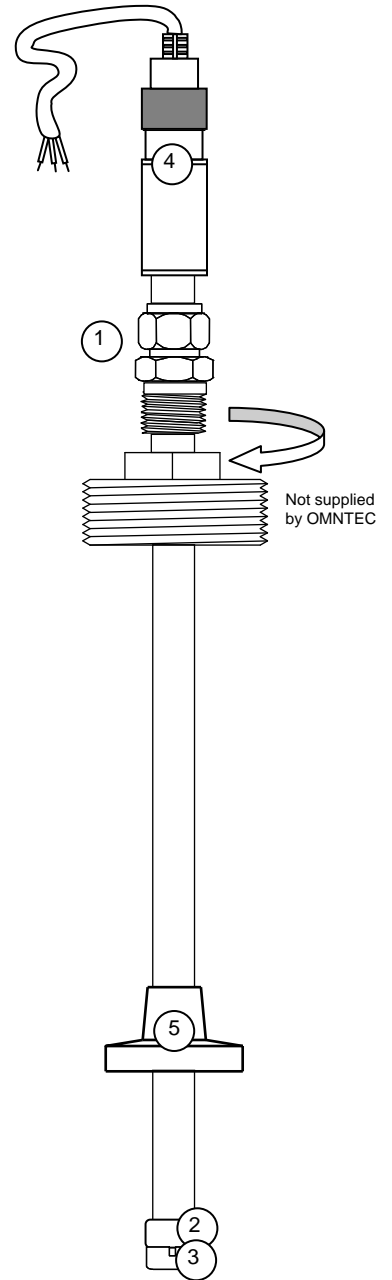
Part: 4" Buna Float
QTY: 1



Installation Instructions

1. Install swage lock as shown on right
2. Install 2" x 3/4" reducer bushing (supplied by others)
3. Install 4" buna float
4. Install foot adaptor (foot adaptor locks onto the foot)
5. Install foot
6. Attach yellow extension cable to head of probe

For **BNF-1-4**
4" Buna Float and
SL-34 Swage Lock



IMPORTANT: Installed probe must be lifted 1" from tank bottom.