

A Local Energy Market Benefiting Power Grids and Energy Users: A P2P Trading-based Case Study

*Liaqat Ali
Powerledger
108 St George's Terrace
Perth, WA, Australia, 6000
*la@powerledger.io

M. Imran Azim
Powerledger
108 St George's Terrace
Perth, WA, Australia, 6000
ia@powerledger.io

Jan Peters
Powerledger
108 St George's Terrace
Perth, WA, Australia, 6000
jp@powerledger.io

Vivek Bhandari
Powerledger
108 St George's Terrace
Perth, WA, Australia, 6000
vb@powerledger.io

Anand Menon
Powerledger
108 St George's Terrace
Perth, WA, Australia, 6000
am@powerledger.io

Vinod Tiwari
Powerledger
108 St George's Terrace
Perth, WA, Australia, 6000
vt@powerledger.io

Jemma Green
Powerledger
108 St George's Terrace
Perth, WA, Australia, 6000
jmg@powerledger.io

Abstract—The increasing amount of renewable generation creates challenges for the energy providers. variable renewable energy (VRE), as the name suggests, creates a varying or fluctuating electricity supply. A local energy market (LEM) helps to reduce the impact of fluctuating supply by strategically controlling the VREs and loads. Such a mechanism allows consumers and prosumers (customers who can generate solar PV energy, for instance), that are within a defined geography, to trade energy with one another in a peer-to-peer (P2P) fashion. LEMs have better financial outcomes for the consumers and prosumers. Therefore, it encourages better VRE technology diffusion while lowering the impact on the grid by reducing the imports and exports from the medium voltage grid. In this paper we outline the results of a LEM case study using real customer data in WA — to evaluate the performance of P2P trading in comparison with their BAU. The battery energy storage system (BESS) is included in the LEM model to introduce greater flexibility and capture the implications on electricity costs and grid export and import. Compared to BAU, the results of Powerledger's LEM platform shows that prosumers with BESS receive minimum electricity bills and ensure maximum reduction in power grid export 28 % and import 33 %.

Keywords— Solar PV, BESS, Energy Supplier, Network Operator, local energy market, P2P energy trading.

I. INTRODUCTION

Due to the economic, environmental, and technical benefits of a rooftop solar photovoltaic (PV) system, more than 20% of Australian residential consumers have already installed it [1]. In other words, a traditional customer is transforming into a prosumer — one who can produce energy locally and trade excess energy in return for financial rewards [2-3]. Feed-in-tariff (FiT) is, one of such, such an incentive scheme that allows prosumers to sell their excess energy to the electricity grid and earn money [4]. Initially, the FiT rate was set very high with a mission to attract traditional consumers to install solar PV systems at their premises. For instance, the rate was around 40 c/kWh in Western Australia (WA), resulting in one in three households in WA now owning a PV system[5].

However, for a number of reasons, such as solar production reaching grid parity and unplanned solar PV system installation — all of which are detrimental to the power grid [6], the rate has now plummeted to only 3 c/kWh in WA. This has created substantial dissatisfaction among prosumers [7-8]. Thus, an alternative approach is required to balance the grid needs and also make the proposition financially attractive to the prosumers [9]. Such an alternative approach could also serve into improving self-sufficiency, minimising the energy cost [10], dispatching flexibility, and promoting sustainability [11].

To this end, the concept of local energy market (LEM) has been proposed to address technical, regulatory, and policy-based challenges that existed at the prosumers' end [12-13]. A LEM allows prosumers and consumers to take part in a decentralised trading mechanism, known as peer-to-peer (P2P) energy trading, using a distributed blockchain based ledger [14]. P2P transactions can broadly be divided into financial and physical parts [15].

The financial part of P2P trading is driven by the bilateral negotiations between a number of prosumers and consumers in a forward-facing market environment without the direct involvement of any centralised entity like a grid operator [16]. The physical part of P2P trading, in contrast, is exercised in a hybrid way, in coordination with the financial settlements, either by iterative process [17] or optimised process [18-19].

To establish P2P trading as a preferable mechanism in comparison with the existing business-as-usual (BAU) — in which prosumers push excess energy back to the grid at the FiT rate and they and/or consumers purchase energy deficit from the grid at the time-off-use (ToU) prices [20], a large number of research studies have been executed recently. Prosumers' and consumers' preferences, in terms of choosing trading partners, and selecting trading quantities, prices, and periods, are prioritised in a competitive P2P market in [21]. They are also provided with the flexibility to remain as BAU customers whenever they wish in [22-23]. The authors in [24] also stress the importance to structure the decision-making processes of P2P trading so that both prosumers and consumers reduce their electricity bills significantly. This is one of the most significant features of P2P trading [25]. The

use of battery energy storage systems (BESSs) is also emphasised in [26] to cut down the energy costs of both prosumers and consumers while they govern their local energy production, usage, and dispatch. Apart from it, the social attribute of P2P trading is also analysed in [27] to increase the acceptability of the framework.

Moreover, some grid's interests-centric P2P trading studies are also conducted to accommodate the mechanism in real electricity networks. The authors in [28] balance energy supply and demand in a local community through selling and buying orders of P2P prosumers and consumers. They are also rewarded in [29] to serve the community. The applicability of P2P trading in determining the sizing of a clustered-microgrid is analysed further in [30-31]. Besides, the demand-side management is improved with the help of P2P trading in [32] as prosumers and consumers mutually agreed energy usage behaviours can significantly decrease grid dependent demand during peak periods. The peak demand tariff adjustment via P2P trading is also highlighted in [33] to ensure the grid does not have unsustainable demand at all conditions and in [34] microgrid sizing and cost minimisation is performed for Australian case studies.

Clearly, the aforementioned studies pave the way to demonstrate the suitability of user-centric P2P trading strategies in various electricity networks. However, the contentment of energy suppliers and network operators, such as distribution service operators (DSOs) or distribution utilities or distribution network operators (DNOs), are not considered in this research. Making the DSOs/DNOs content is crucial for ensuring the viability of a P2P trade. If DSOs/DNOs are dissatisfied, they likely will not become part of a P2P community, and hence the technology diffusion of LEMs and VREs could significantly be impacted. As such, this paper proposes a LEM platform; whereby: 1) P2P trading is carried out between several prosumers and consumers in a most flexible manner, 2) both prosumers and consumers lower their energy bills remarkably, 3) Power grids interest is accounted by reducing the grid's export and import during peak solar PV and demand periods respectively. In the end, LEM trading ensures that energy supplier and network operator do not lose their margins. The bidding transparency and security can be guaranteed by decentralised technology such as blockchain.

The rest of this paper is structured as follows. Section II introduces the LEM architecture. Single energy supplier trading is explained in Section III. The methodology to solve market design is presented in Section IV. The following section (Section V) provides results and analysis. Lastly, concluding remarks are demonstrated in Section VI.



Fig. 1. Map of Australia showing the location of WAs town.

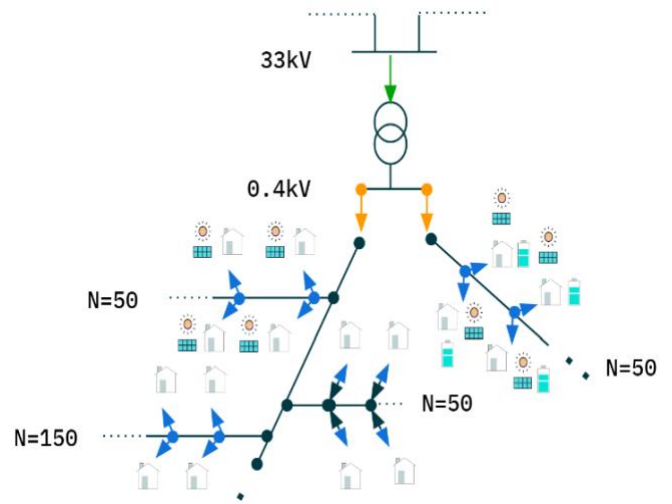


Fig. 2. Network architecture for the studied LEM.

II. LEM ARCHITECTURE

A LEM facilitates each prosumer and consumer to trade energy via P2P trading and/or peer-to-grid (P2G) trading in an electricity network. At Powerledger, we have developed a P2P energy trading platform with a view to maximising financial benefits for the prosumers and consumers [35]. In this platform, they can submit their sell and buy offers respectively in forward-facing time intervals to conduct P2P transactions. A P2P trading-enabled LEM platform for a suburb in WA is depicted in Fig. 1. The electricity network architecture — that accommodates prosumers and consumers physically — is illustrated in Fig. 2. There are two feeders in the test network. First feeder contains 250 energy users (50 prosumers and 200 consumers). Second feeder contains 50 prosumers with BESSs. The installed capacity of a solar PV system is considered as 6 kWp per prosumer on average, while BESS size is 3.3 kW/12 kWh per prosumer. The average load profiles and solar PV outputs, taken from all 300 Energy users, are captured in Fig. 3(a) and Fig. 3(b) respectively.

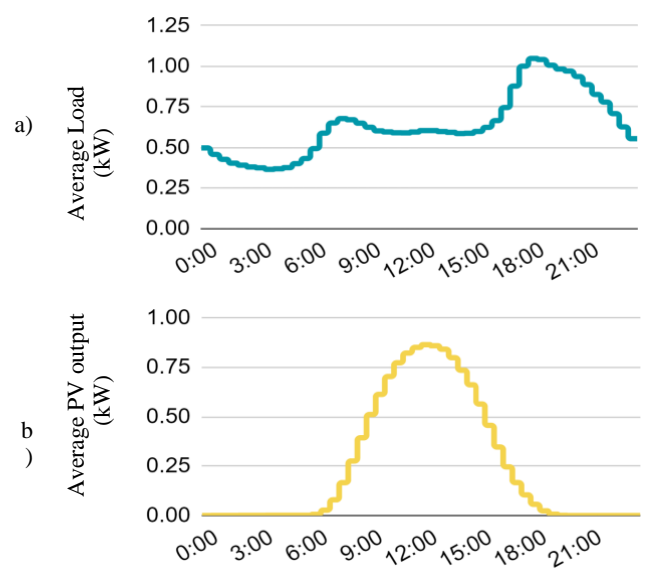


Fig. 3. Average a) load profiles and b) solar PV output.

TABLE II. ENERGY USERS BILL REDUCTION

	Consumer	Prosumer (PV)	Prosumer (PV+BESS)
BAU vs LEM	6 %	32 %	59 %

$$P^{ex}(t) < P^{ex(o)}(t), \quad \forall t \in T^s \subset T \quad (5a)$$

$$P^{im}(t) < P^{im(o)}(t), \quad \forall t \in T^d \subset T \quad (5b)$$

where equations (5a) and (5b) represent the grid's export and import, symbolised by $P^{ex}(t)$ and $P^{im}(t)$, respectively, constraints. T^s and T^d are considered as the sets of peak solar periods and demand periods, respectively. $P^{ex(o)}(t)$ and $P^{im(o)}(t)$ are the grid's export and import without the LEM.

$$\sigma_x^{es}(t) \leq \sigma_x^{es(o)}, \quad \forall x \in X, \forall t \in T \quad (6a)$$

$$\sigma^{nt}(t) \leq \sigma^{nt(o)}(t), \quad \forall t \in T \quad (6b)$$

The margin constraints of the energy suppliers and the network operator are described in equations (6a) and (6b). $\sigma_x^{es}(t)$ and $\sigma_x^{es(o)}$ imply each energy supplier's $x \in X$ margin with and without the LEM, respectively. Similarly, the network operator's margin with and without the LEM are represented by $\sigma^{nt}(t)$ and $\sigma^{nt(o)}(t)$, respectively.

V. RESULT AND ANALYSIS

This section contains the results and analysis of the performed case study, that considers a typical suburb in WA with 300 energy users. Among the Energy users, there are 200 consumers — who play the role of only buyers. On the contrary, 50 prosumers (with solar PVs) and 50 prosumers (with solar PVs and BESSs) function as both sellers and buyers depending upon their energy status.

A. Electricity Cost Saving and Benefits to Energy users

The average electricity costs of consumers, prosumers with solar PV, and prosumers with solar PVs and BESSs are depicted in Fig. 5. On average, Table-II shows that through P2P trading in the LEM they reduce their electricity costs by 6%, 32%, and 59%, respectively, compared to BAU. That encourages prosumers to make the largest investment on solar PVs and BESS to earn maximum benefit. Other side, consumers are also benefiting as part of the LEM platform without making any investment on DERs.

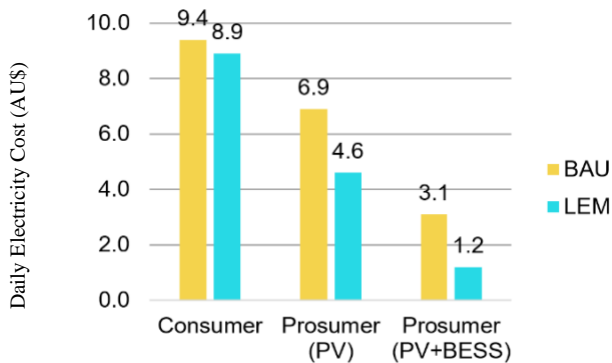


Fig. 5. Energy users daily electricity cost reduction.

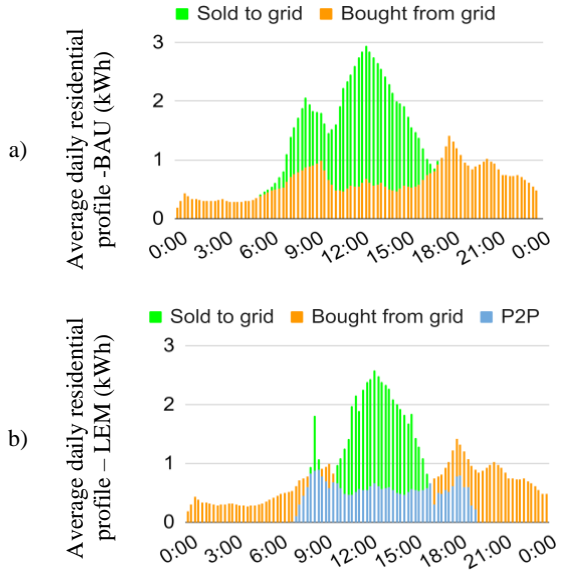


Fig. 6. Energy Users load consumption in BAU vs LEM.

Fig. 6 (a) and Fig. 6 (b) reveal that energy sold to the power grid is decreased in the afternoon and evening time because of P2P transactions in the LEM. Also, BESSs are charged during day (off-peak) and afternoon (Shoulder) time to store energy by P2P trading. BESSs are discharged during the evening (peak) time to participate in P2P trading and earn maximum benefit.

B. Power Grid's Export and Import Reduction

The export and import of the power grid for a typical day are represented in Fig. 7; in which BAU and our proposed LEM are indicated by Schema A and Scenario B respectively. As is seen from Fig. 7, in comparison with Schema A, our proposed LEM decreases the power grid export by 28% due to BESS charging and energy trading with neighbouring users in off-peak and shoulder time. Further, the power grid import is lessened by 33% due BESS discharging and energy trading with neighbouring users during peak time.

Fig. 8 portrays that the energy supplier's margins are kept at or above BAU level. An increase in daily margin is a result of additional fee per P2P traded kWh as well as increased P2P trading volume due to BESS charging from other prosumers. Note that the network operator may not be getting profit like

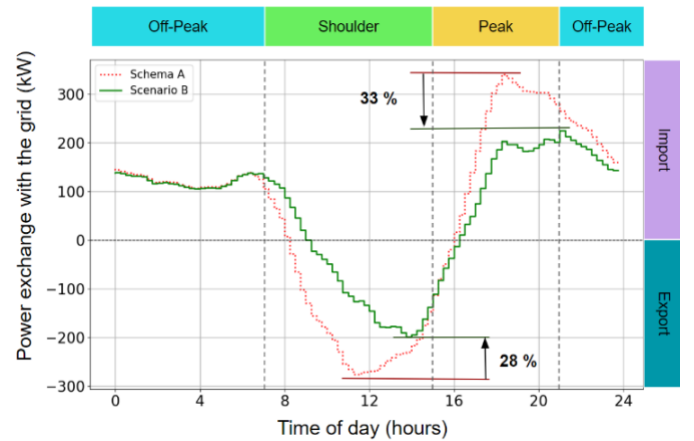


Fig. 7. Grid export and import comparison

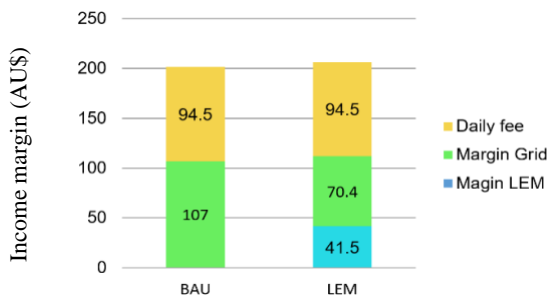


Fig. 8. Energy supplier daily income margin.

the LEM energy users owing to reduced BAU trading. However, P2P trading in the LEM lessens the renewable penetration into the electricity network significantly that can eventually cut down the capital expenditures and operational expenditures of the electricity grid, leading to encourage the network operator to permit more consumers to turn into prosumers.

VI. CONCLUSION

On average, it has been found that using Powerledger's proposed LEM platform, consumers, prosumers with solar PVs, and prosumers with solar PVs and BESSs, can reduce their electricity bills on average by 6%, 32%, and 59% respectively. Such a reduction in bills would motivate residential energy users to participate in P2P trading through the LEM platform. Additionally, the grid has been able to cut down export and import by 28% and 33%, respectively. This enables the grid to reduce or defer capital expenses for network augmentation.

LEM promotes decarbonisation, digitalisation, and decentralisation of energy using P2P trading and customer empowerment. At Powerledger, we are promoting LEMs using the latest technology. Future work can deal with considering the impact of cross energy suppliers' inclusion in our LEM platform. Also, we suggest further study on the monetary benefits to both energy suppliers and network operators and ways of creating a win-win scenario for all stakeholders.

REFERENCES

- [1] "Evaluating the effectiveness of Australia's small-scale renewable energy scheme for rooftop solar." https://ccep.crawford.anu.edu.au/sites/default/files/publication/ccep_crawford_anu_edu_au/2019-08/wp_1903.pdf, Aug. 2019.
- [2] W. Miller and M. Senadeera, "Social transition from energy consumers to prosumers: Rethinking the purpose and functionality of eco-feedback technologies," *Sustainable Cities and Society*, vol. 35, pp. 615–625, Nov. 2017.
- [3] A. S. Mirhedayati, Z. Hadadi, S.M. Zanjani, H. Shahinzadeh, R. Bayindir, M. Shaneh, and J. Moradi, "Optimal operation of combined heat and power in competitive electricity markets: a case study in IAUN," *International Journal of Renewable Energy Research (IJRER)*, vol.11, no. 13, pp. 1013-1022, 2021.
- [4] H. Lan, B. Cheng, Z. Gou, and R. Yu, "An evaluation of feed-in-tariffs for promoting household solar energy adoption in Southeast Queensland, Australia," *Sustainable Cities and Society*, vol. 53, p. 101942, Feb. 2020.
- [5] "FIT: Synergy." [Online]. Available: <https://www.synergy.net.au/Global/FIT-Faq>. (Accessed: 10-Jun-2022).
- [6] "Queensland solar bonus scheme policy guide," Oct. 2018.
- [7] "FIT plummeted: ABC News." [Online]. Available: <https://www.abc.net.au/news/2021-09-29/solar-feed-in-tariff-energy-australia-tesla-battery/100498592>. (Accessed: 10-Jun-2022).
- [8] A.S. Al-Mashakbeh, S.F. Al-Mashaqbeh, A.M.E Awwad, and E.K. Almaita, "Design and Optimization of Wind Energy System installed in Rehab Gas Power Station Combined with Thermal Energy Grid Storage Multi-Junction Photovoltaics Mean in Mafraq, Jordan," *International Journal of Renewable Energy Research (IJRER)*, vol. 12, no. 1, pp. 39-47, 2022.
- [9] B.-C. Neagu, O. Ivanov, G. Grigoras, and M. Gavrilas, "A new vision on the prosumers energy surplus trading considering smart peer-to-peer contracts," *Mathematics*, vol. 8, no. 2, pp. 1–27, Feb. 2020.
- [10] L. Ali, S. M. Muyeen, H. Bizhani and M. G. Simoes, "Game Approach for Sizing and Cost Minimization of a Multi-microgrids using a Multi-objective Optimization," 2021 IEEE Green Technologies Conference (GreenTech), 2021, pp. 507-512, doi: 10.1109/GreenTech48523.2021.00085.
- [11] S. Chakraborty, T. Baarslag, and M. Kaisers, "Automated peer-to-peer negotiation for energy contract settlements in residential cooperatives," *Applied Energy*, p. 114173, Nov. 2019.
- [12] M.I. Azim, L. Ali, J. Peters, V. Bhandari, A. Menon, V. Tiwari and J. Green, "BESS-facilitated Local Energy Market: A Case Study on Typical Australian Consumers," 43rd IAEE International Conference, Tokyo, Japan, 2022.
- [13] G. Tsaousoglou, J. S. Giraldo, and N. G. Paterakis, "Market mechanisms for local electricity markets: A review of models, solution concepts and algorithmic techniques," *Renewable and Sustainable Energy Reviews*, vol. 156, p. 111890, Mar. 2022.
- [14] "Powerledger whitepaper." [Online]. Available: <https://www.powerledger.io/company/power-ledger-whitepaper>, 2021. (Accessed: 10-Jun-2022).
- [15] L. Ali, S.M. Muyeen, H. Bizhani, and A. Ghosh, "A multi-objective optimization for planning of networked microgrid using a game theory for peer-to-peer energy trading scheme," *IET Gener. Transm. Distrib.*, vol. 15, pp. 3423– 3434, 2021, <https://doi.org/10.1049/gtd2.12308>.
- [16] T. Capper, A. Gorbacheva, M. A. Mustafa, M. Bahloul, J. M. Schwidtal, R. Chitchyan, M. Andoni, V. Robu, M. Montakhabi, I. J. Scott, et al., "Peerto-peer, community self-consumption, and transactive energy: A systematic literature review of local energy market models," *Renewable and Sustainable Energy Reviews*, vol. 162, p. 112403, Jul. 2022.
- [17] M. I. Azim, W. Tushar, and T. K. Saha, "Investigating the impact of P2P trading on power losses in grid-connected networks with prosumers," *Applied Energy*, vol. 263, p. 114687, Apr. 2020.
- [18] M. I. Azim, W. Tushar, and T. K. Saha, "Regulated P2P energy trading: A typical Australian distribution network case study," in *Proc. of the IEEE Power & Energy Society General Meeting*, Montreal, Canada, pp. 1–5, Aug. 2020.
- [19] L. Ali, H. Bizhani, S. M. Muyeen, and A. Ghosh, "Optimal sizing of a networked microgrid using Nash equilibrium for mount magnet," *International Journal of Smart Grid and Clean Energy*, January 2020, pp. 82-90, vol. 9, no. 1, doi: 10.12720/sgce.9.1.82-90.
- [20] "Social and economic value in emerging decentralized energy business models: A critical review." [Online]. Available: <https://userstcp.org/wp-content/uploads/2021/11/GO-P2P-ST4-Literature-Review.pdf>. (Accessed: 10-Jun-2022).
- [21] A. Hackbarth and S. Lobbe, "Attitudes, preferences, and intentions of german households concerning participation in peer-to-peer electricity trading," *Energy Policy*, vol. 138, p. 111238, Jan. 2020.
- [22] L. Ali, S. M. Muyeen, H. Bizhani and M. G. Simoes, "Economic Planning and Comparative Analysis of Market-Driven Multi-Microgrid System for Peer-to-Peer Energy Trading," in *IEEE Transactions on Industry Applications*, vol. 58, no. 3, pp. 4025-4036, May-June 2022, doi: 10.1109/TIA.2022.3152140.
- [23] L. Ali, S. M. Muyeen, A. Ghosh and H. Bizhani, "Optimal Sizing of Networked Microgrid using Game Theory considering the Peer-to-Peer Energy Trading," 2020 2nd International Conference on Smart Power & Internet Energy Systems (SPIES), 2020, pp. 322-326, doi: 10.1109/SPIES48661.2020.9243067.

- [24] U. J. Hahnel, M. Herberz, A. Pena-Bello, D. Parra, and T. Brosch, "Becoming prosumer: Revealing trading preferences and decision-making strategies in peer-to-peer energy communities," *Energy Policy*, p. 111098, Nov. 2019.
- [25] H. Kirchhoff and K. Strunz, "Key drivers for successful development of peer-to-peer microgrids for swarm electrification," *Applied Energy*, vol. 244, pp. 46–62, Jun. 2019.
- [26] L. He, Y. Liu, and J. Zhang, "Peer-to-peer energy sharing with battery storage: Energy pawn in the smart grid," *Applied Energy*, vol. 297, p. 117129, Sep. 2021.
- [27] L. Chen, N. Liu, C. Li, and J. Wang, "Peer-to-peer energy sharing with social attributes: A stochastic leader-follower game approach," *IEEE Transactions on Industrial Informatics*, vol. 17, no. 4, pp. 2545–2556, Apr. 2021.
- [28] L. Li and S. Zhang, "Peer-to-peer multi-energy sharing for home microgrids: An integration of data-driven and model-driven approaches," *International Journal of Electrical Power & Energy Systems*, vol. 133, p. 107243, Dec. 2021.
- [29] A. Paudel, K. Chaudhari, C. Long, and H. B. Gooi, "Peer-to-peer energy trading in a prosumer based community microgrid: A game-theoretic model," *IEEE Transactions on Industrial Electronics*, vol. 66, no. 8, pp. 6087–6097, Aug. 2019.
- [30] L. Ali, "Development and Improvement of Renewable Energy Integrated with Energy Trading Schemes based on Advanced Optimization Approaches," Curtin University, 2021, [online] Available: <http://hdl.handle.net/20.500.11937/84949>.
- [31] L. Ali, S. M. Muyeen and H. Bizhani, "Optimal Sizing and Profit Maximization of Clustered Microgrid using Game Theory Techniques," 2019 9th International Conference on Power and Energy Systems (ICPES), 2019, pp. 1–6, doi: 10.1109/ICPES47639.2019.9105648.
- [32] M. I. Azim and W. Tushar, "P2P negawatt trading: A potential alternative to demand-side management," in *Proc. of the IEEE Power & Energy Society ISGT Asia, Brisbane, Australia*, pp. 1–5, Dec. 2021.
- [33] A. Luth, J. M. Zepter, P. C. del Granado, and R. Egging, "Local electricity market designs for peer-to-peer trading: The role of battery flexibility," *Applied Energy*, vol. 229, pp. 1233–1243, Nov. 2018.
- [34] L. Ali, "Optimization of energy storages in microgrid for power generation uncertainties," Curtin University, 2016, [online] Available: <http://hdl.handle.net/20.500.11937/48485>.
- [35] "Powerledger – Local Energy Market." [Online]. Available: <https://www.powerledger.io/platform-features/local-energy-market>, (Accessed: 10-Jun-2022).
- [36] "Retailer (Synergy) tariff source" [Online]. Available: <https://www.synergy.net.au/Your-home/Energy-plans/Smart-Home-Plan>, (Accessed: 10-Jun-2022).
- [37] Western Power - Network Price List 2021-2022 -RT17" [Online]. Available: <https://www.westernpower.com.au/media/5049/2021-22-price-list-20210624.pdf>, (Accessed: 10-Jun-2022).
- [38] S. Schreck, S. Thiem, A. Amthor, M. Metzger and S. Niessen, "Analyzing Potential Schemes for Regulated Electricity Price Components in Local Energy Markets," 2020 17th International Conference on the European Energy Market (EEM), 2020, pp. 1–6, doi: 10.1109/EEM49802.2020.9221959.
- [39] L. Ali, S. M. Muyeen and A. Ghosh, "Development and Planning of a Hybrid Power System based on Advance Optimization Approach," 2021 31st Australasian Universities Power Engineering Conference (AUPEC), 2021, pp. 1–6, doi: 10.1109/AUPEC52110.2021.9597822.