



How to complete your payment

Digital payments are easy with our new payment portal, powered by Earnnest.

The payment link you receive from us will take you to our payment portal. Enter your email address and click **Continue**. You'll receive an email to the address you provided. Enter the code from your email into the payment portal. Follow the steps below to continue.

1

Cancel

Create Earnnest account

Let's get you setup with an Earnnest account. First, tell us a little bit about yourself.

First Name

Peter

Last Name

Payer

Phone Number

(555) 123-1234

Email

ppayer@email.com

Create account

By clicking "Create account" you agree to Earnnest's [Terms and Conditions](#) and [Privacy Policy](#).

2

EARNNEST

Secure your account

Confirm your phone number below. A text message will be sent to that number with a code to enter on the next screen.

Enter your phone number

United States, US, +1

Enter your phone number

Continue

3

Payment details

Fill out the amount and details below.

Amount

Amount

Details

Property Address

Loan Officer

Save details

4

Confirm Identity

In order to protect you and your payment, we need to confirm your identity.

Identity data

Legal first name

Peter

Legal last name

Payer

SSN (last 4)

1234

Date of birth

Current residence

Street address

Address 2

City

State

Zip code

Create your account

Add your information to create your Earnnest account.

Click **Create account**.

Secure your account

Add your mobile phone number. We will text a one-time-use code to the number you provide.

When you receive the code, type it in and click **Continue**.

When you're ready to start your payment, click **Start**.

Add payment details

Fill in the details of your transaction using the form provided.

Click **Save details**.

Confirm your identity

In order to protect you and your payment, we need to confirm your identity.

Complete the form with your information and click **Continue**.

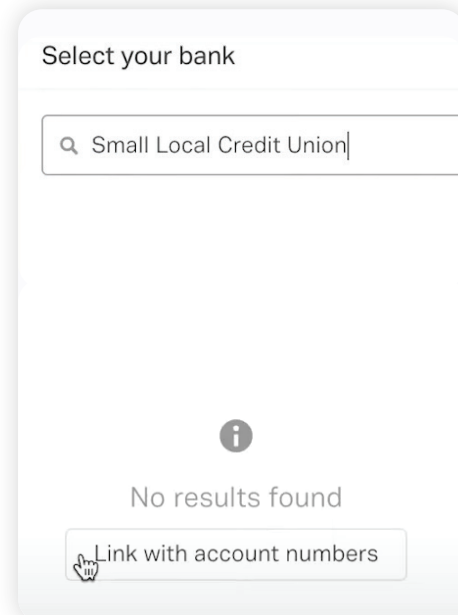
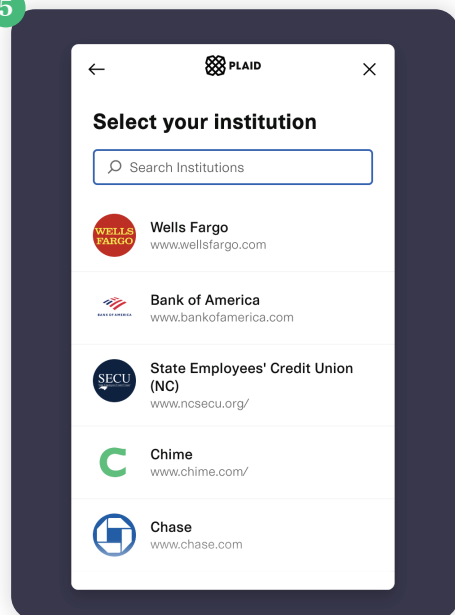
EARNNEST

WWW.EARNNEST.COM

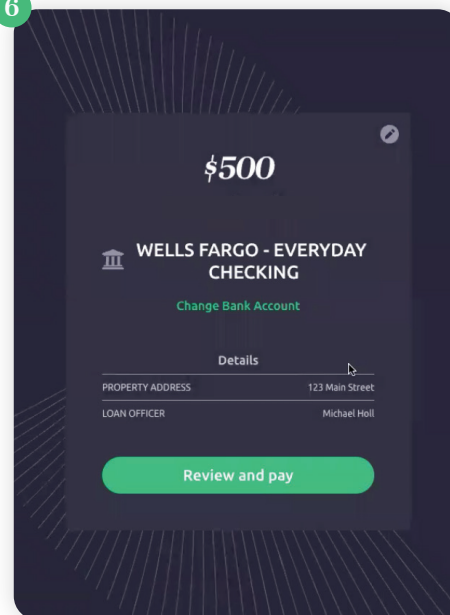
#HOWMONEYMOVES

MARCH 15, 2023 11:42 AM

5



6



Add your bank account

Enter your bank and log in using your online banking credentials. If you don't use online banking, or if your bank doesn't support this feature, select **Link with account numbers**.

Option 1: Instantly verify

We use Plaid for instant verification. Plaid is the industry standard for secure, instant account verification.

Log into your bank and select the account you want to use.

Option 2: Link with account numbers

- Enter your name and answer the questions about your account type.
- Enter routing + account number.
- Within 24-48 hours, 1¢ will be deposited in your account along with a verification code.
- Return to Earnnest. Click **Verify**.
- Enter the three-letter code.
- Click **Continue**.

Troubleshooting & Support

You can reach us at support@earnnest.com or call us Mon-Fri 8 a.m.- 8 p.m. EST toll-free [1-888-870-2336](tel:1-888-870-2336).

Review your payment

You're almost done! Review the payment details. If you need to edit any information, use the edit button.

When you're ready, click **View and pay**.

You will have an opportunity to review everything, then click **Pay**.

That's it! Your payment is now complete.

We'll keep you updated via email as your payment processes.