

# CoMoUK

## Car Club Annual Report

Scotland 2020

### KEY FINDINGS

[www.como.org.uk](http://www.como.org.uk)

#### ACTIVE CAR CLUB MEMBERS



11,766

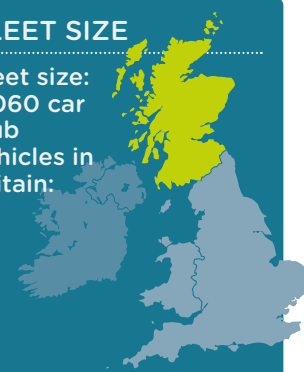
Total members:  
30,617

#### FLEET SIZE

Fleet size:  
6,060 car club  
vehicles in  
Britain:

515

in Scotland

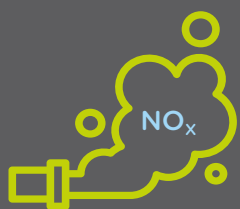


#### AIR QUALITY



100%

of car club cars are Low  
Emission Zone compliant



91% ↓

lower NO<sub>x</sub> emissions than  
the UK average car



74% ↓

lower PM2.5 emissions  
than the UK average car


#### CARBON SAVINGS



600

Car club carbon savings  
for Scotland are  
equivalent to the lifetime  
CO<sub>2</sub>e absorption of  
around 600 trees

#### CAR AGE



1.4YRS

is the average age of car  
club cars

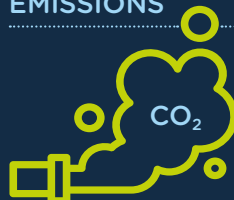
#### REDUCING PRIVATE CAR OWNERSHIP



10

private cars taken off the  
road by each car club car  
in Scotland

#### CARBON EMISSIONS



37%

less emissions in Scotland  
car club car compared to  
the average UK car

#### COST SAVINGS



18%

of respondents stated  
that they couldn't afford  
to own a car, and this was  
their reason for joining  
the car club

#### ELECTRIC CARS



59%

of respondents reported  
having used an electric  
vehicle



60%

of the car club fleet are  
electric, by comparison,  
less than 1% of cars in  
Scotland are electric



OVER  
80%

were satisfied with  
the electric car club  
experience



ONLY  
39%

were satisfied with  
charging points