

Work Matta™ Comfort



Anti-fatigue surfacing engineered to tolerate the harsh conditions of industrial and manufacturing environments.

Work Matta™ Comfort is an incredibly robust and ergonomic business-focused surfacing solution. Engineered to keep your standing staff safe, and your business in production, around the clock.

Work Matta™ Comfort is a modular safety surfacing solution that fights fatigue, keeping your standing workers alert, productive and safe.


Work Matta™ is chosen by industry leaders across the globe for its indisputable durability, class-leading warranty, and proven ergonomic and anti-fatigue benefits. Manufactured from safe and hard-wearing recycled materials in accordance with ISO Health & Safety and Quality Safety Standards.



WORK MATTA™

Work Matta™ Comfort tile is the perfect solution for:

MANUFACTURING



AUTOMOTIVE



AERONAUTICAL



ENGINEERED FOR MANUFACTURING ENVIRONMENTS, INCLUDING ASSEMBLY LINES & MACHINING AREAS

INDUSTRY LEADING ERGONOMIC & ANTI-FATIGUE SUPPORT

ASTM, ADA & UFAS ACCESSIBILITY & SAFETY STANDARDS

INERT MATERIAL — NO HAZARD IN HANDLING OR USE

LOW MAINTENANCE, EASY TO CLEAN & RELOCATE

WEATHERPROOF, UV & FIRE RESISTANT

ISO CERTIFIED QUALITY & SAFETY ASSURANCE

CERTIFIED INSTALLATION

MATTA™ 10-YEAR PRODUCT WARRANTY



Our recycled products are made from at least 85% recycled materials.



Work Matta™ Comfort Specifications

PRODUCT	DIMENSIONS	WEIGHT
Closed Diamond Shield	500 x 500mm	3295g
Open Diamond Shield	500 x 500mm	2635g
Closed Smooth Top	500 x 500mm	3320g
Edge Ramp SM Standard	100 x 500mm	605g
Edge Ramp SF Standard	100 x 500mm	545g
Edge Ramp MM Standard	100 x 600mm	695g
Edge Ramp MF Standard	100 x 600mm	645g

FAQs

WHAT ARE WORK MATTATM COMFORT TILES MADE FROM?

Work Matta™ Comfort is made from PVC recovered from the waste-cycle stream, using Matta™’s pioneering recycling technology. High quality Work Matta™ products are an environmental choice, and can be recycled in their turn.

CAN WORK MATTATM COMFORT TILES BE RELOCATED?


Yes, Work Matta™ Comfort tiles are simple to install and very adaptable. They can be configured and re-configured for your workspace as required.

WHAT IS THE LIFE CYCLE OF A WORK MATTATM SYSTEM?


Work Matta™ Comfort tiles come with a 10-year manufacturer’s warranty. The unique design and robust injection-moulded construction is extremely durable and easy to clean.




SURFACE OPTIONS




Diamond Shield



Open




Smooth Top




Hi-Definition Edging


COLOUR OPTIONS




Black




Grey




Green



Blue



Red



Yellow



Enquire to create your custom brand colour tile. Minimum order quantities apply for custom and non-standard colours.