

**BLOOMBERG
HARVARD**

City
Leadership
Initiative

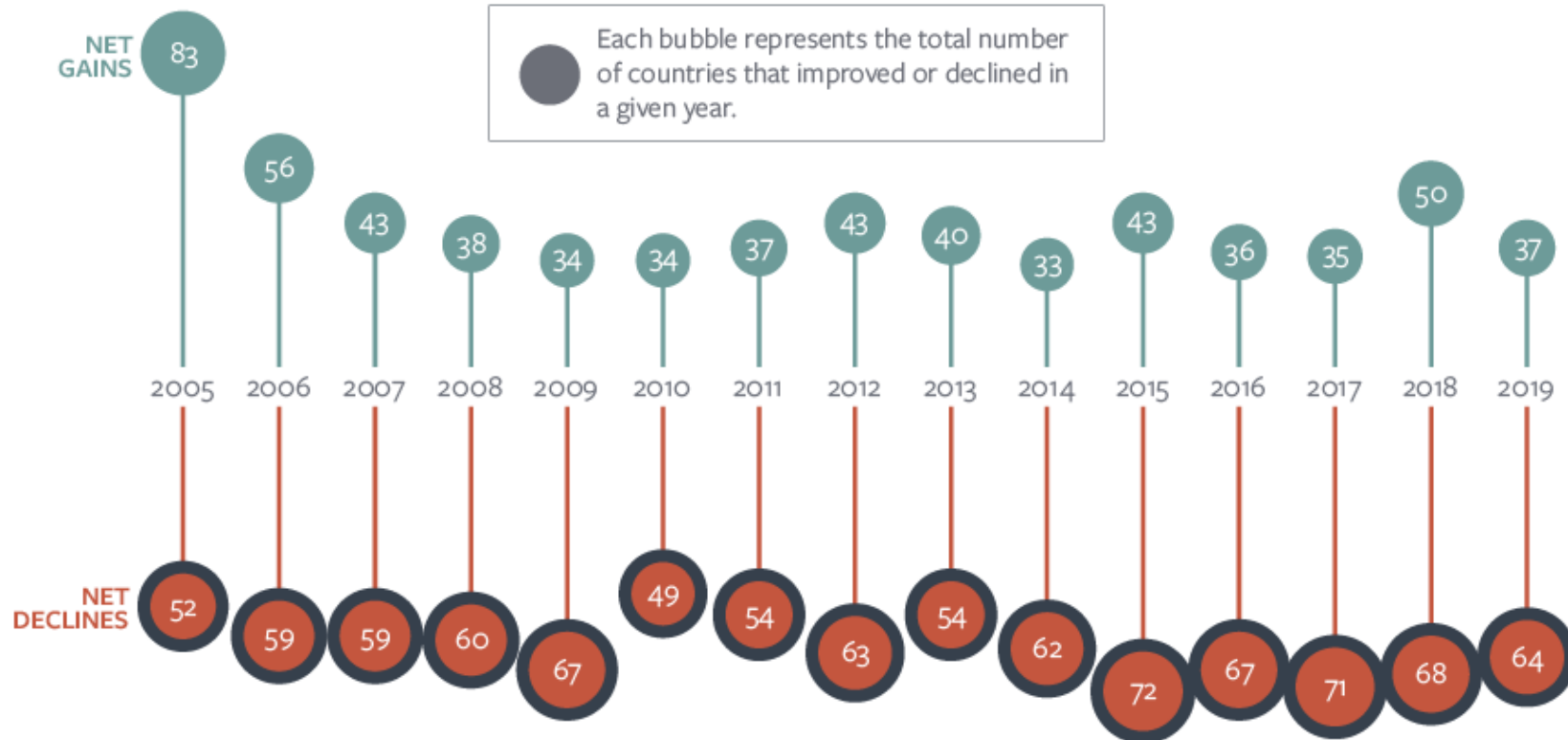
Rebuilding Civic Trust

The Role of Local Leaders

Erica Chenoweth

14 Years of Democratic Decline

Countries with net declines in their aggregate *Freedom in the World* score have outnumbered those with gains for the past 14 years.

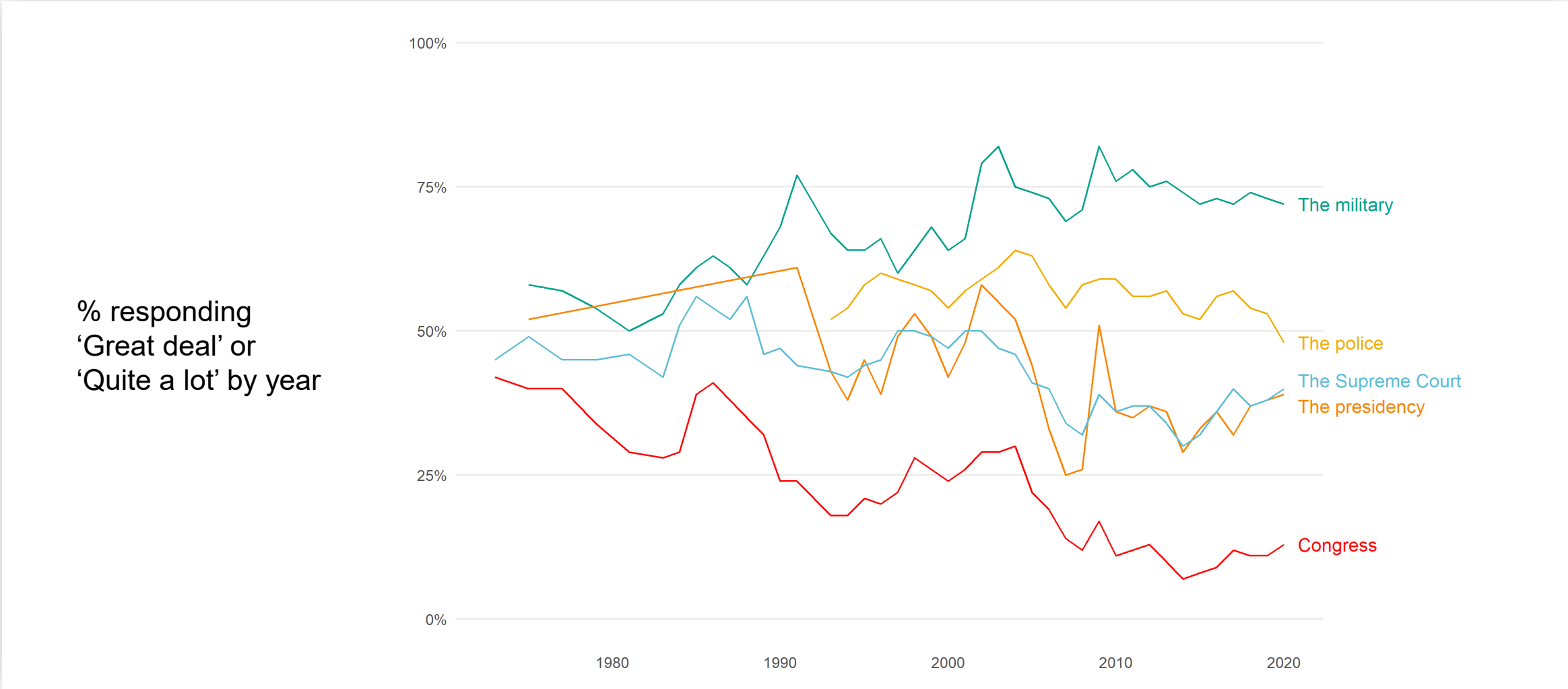


The Perceptions of Electoral Integrity Index by Country and Region

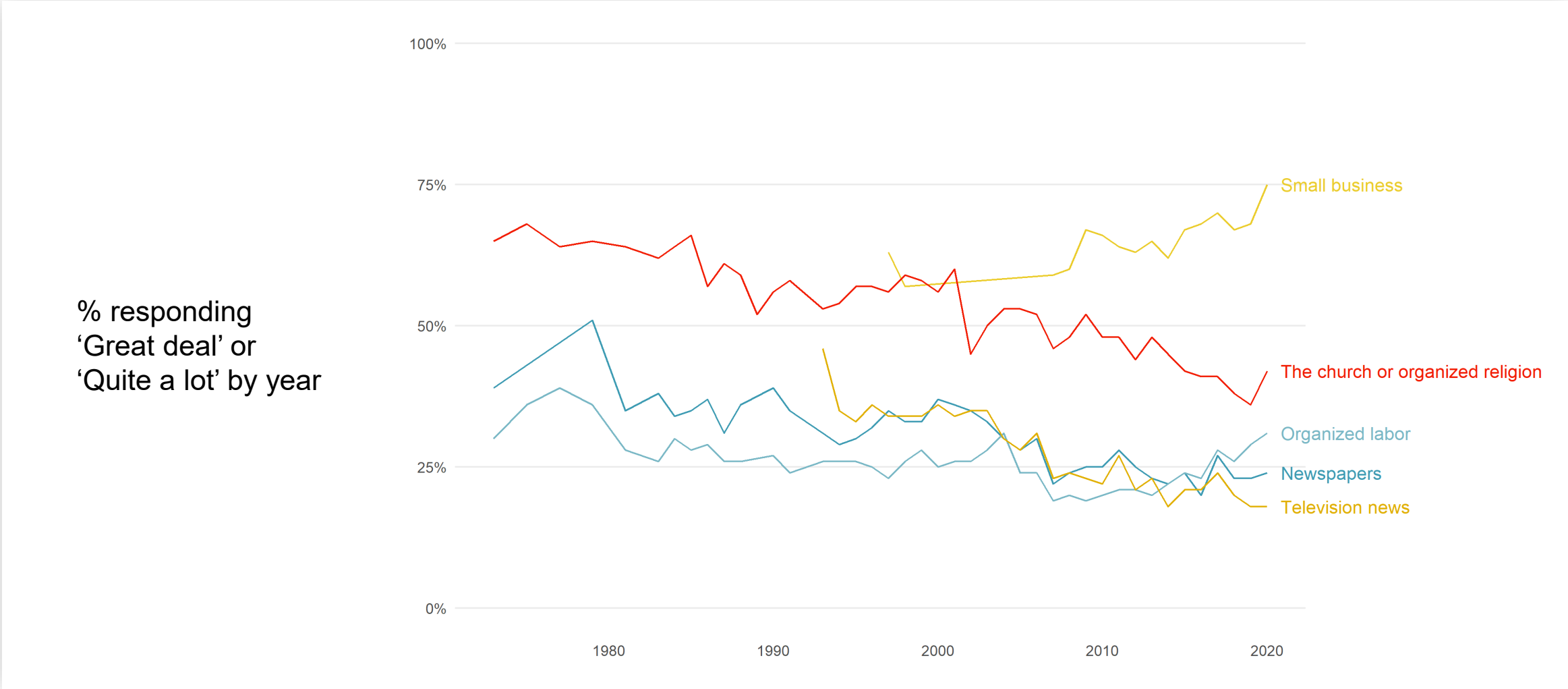
N&W Europe	Americas	C&E Europe	Asia-Pacific	MENA	Africa						
Denmark	86	Costa Rica	79	Estonia	79	New Zealand	75	Israel	74	Cape Verde	71
Finland	85	Uruguay	75	Lithuania	78	Korea, Rep.	73	Tunisia	68	Benin	70
Norway	83	Canada	75	Slovenia	77	Taiwan	73	Oman	61	Ghana	65
Sweden	83	Chile	71	Czech Rep	76	Australia	70	Morocco	57	Mauritius	64
Iceland	82	Jamaica	67	Slovak Rep	74	Japan	68	Kuwait	54	South Africa	63
Germany	81	Barbados	65	Poland	74	Bhutan	66	Jordan	49	Lesotho	62
Netherlands	80	Argentina	65	Latvia	73	Tonga	64	Iran	49	Namibia	60
Switzerland	79	Brazil	64	Croatia	65	Timor-Leste	64	Total	48	Botswana	58
Austria	77	Peru	62	Georgia	58	Mongolia	64	Algeria	43	Rwanda	58
Luxembourg	76	Grenada	61	Bulgaria	58	Vanuatu	62	Lebanon	42	Ivory Coast	56
France	75	US	61	Moldova	56	Micronesia	59	Bahrain	40	Liberia	54
Portugal	75	Panama	61	Romania	55	India	59	Egypt	40	Guinea-Bissau	54
Ireland	73	Mexico	61	Armenia	55	Solomon Isl.	57	Iraq	38	Nigeria	53
Belgium	71	Colombia	60	Hungary	54	Indonesia	57	Syria	24	Burkina Faso	53
Cyprus	69	Bolivia	56	Albania	54	Nepal	56			Sierra Leone	53
Spain	69	Bahamas	54	Kyrgyzstan	53	Fiji	55			CAR	53
Italy	68	El Salvador	54	Montenegro	52	Myanmar	54			Sao Tome Pr.	52
Greece	66	Belize	53	Ukraine	51	Samoa	53			Niger	52
UK	66	Guyana	53	Serbia	49	Singapore	53			Gambia	50
Malta	65	Suriname	51	Macedonia	48	Maldives	52			Malawi	48
Turkey	45	Ecuador	47	Russia	47	Sri Lanka	52			Comoros	45
		Paraguay	50	Bosnia Herz.	46	Philippines	51			Zambia	45
		Guatemala	48	Kazakhstan	45	Thailand	51			Tanzania	44
		Antigua Bar	48	Belarus	40	Laos	48			Sudan	43
		Dom. Rep	44	Uzbekistan	38	Pakistan	47			Senegal	43
		Venezuela	41	Azerbaijan	36	Bangladesh	38			Kenya	43
		Honduras	37	Turkmenistan	36	Malaysia	35			Mali	43
		Nicaragua	36	Tajikistan	35	Papua NG	34			Guinea	42
		Haiti	32			Afghanistan	34			Madagascar	42
						Vietnam	34			Swaziland	42
						Cambodia	30			Cameroon	40
										Angola	39
										Mauritania	38
										Zimbabwe	38
										Togo	38
										Uganda	37
										Mozambique	35
										Djibouti	31
										Chad	31
										Gabon	30
										Congo, Rep.	29
										Burundi	24
										Eq. Guinea	24
										Ethiopia	24
Total	74	Total	56	Total	56	Total	54	Total	49	Total	46

Note: The Perceptions of Electoral Integrity index summary scale ranges from 0-100. The PEI country-level mean scores cover national elections held 2012-2018.

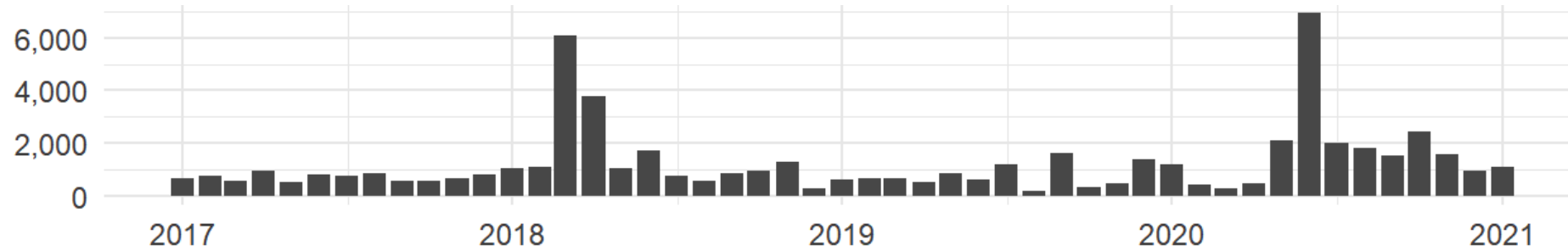
Confidence in U.S. government institutions, per Gallup



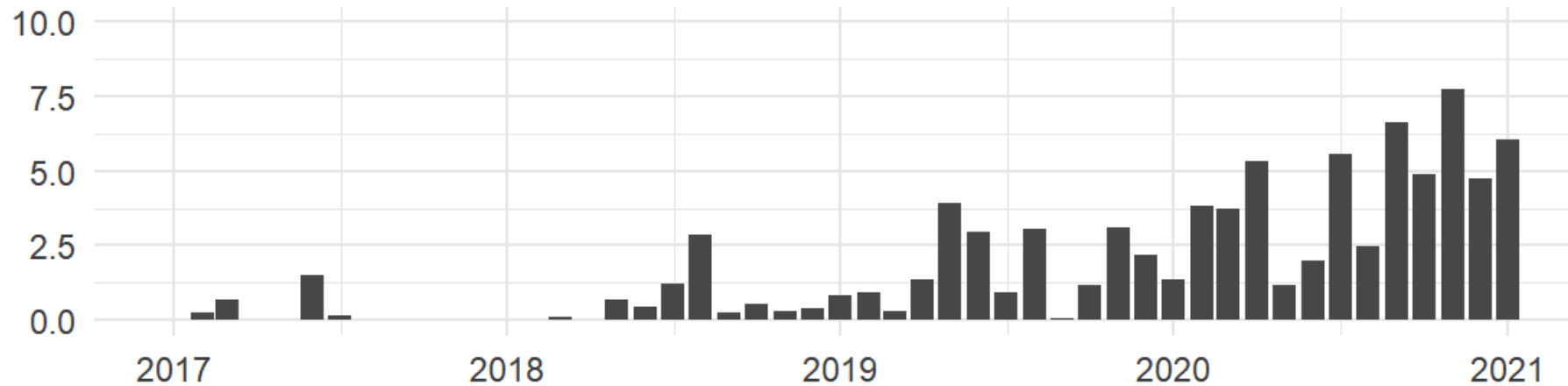
Confidence in U.S. civic institutions, per Gallup



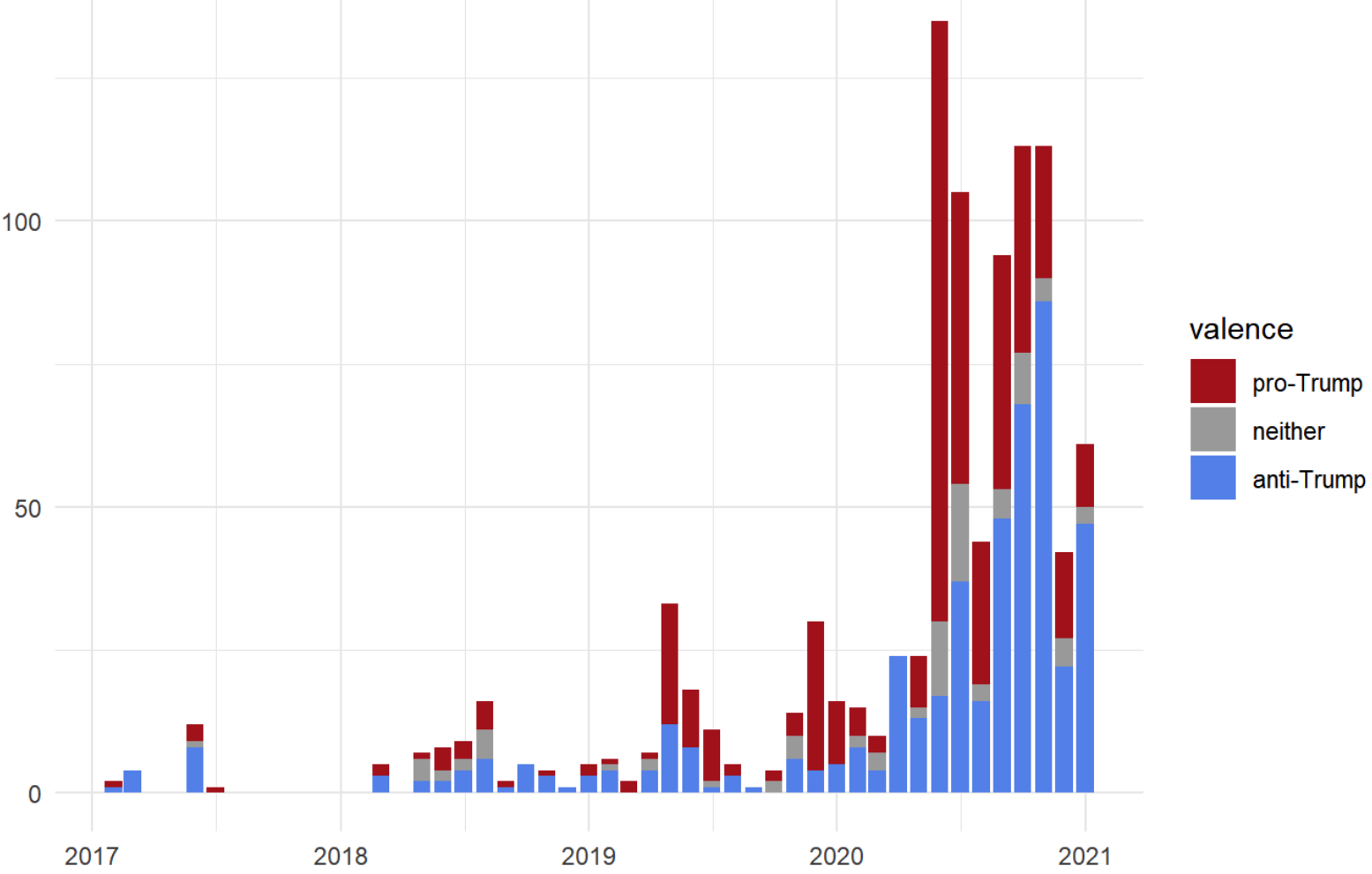
Monthly counts of events



% of events met by counter-protest



Monthly counts of counter-protests by political valence





**Has this trend manifested itself
in your city / community?
How?**

Bonding social capital	Bridging social capital
Within	Between
Intra	Inter
Exclusive	Inclusive
Closed	Open
Inward looking	Outward looking
“Getting by”	“Getting ahead”
Horizontal	Vertical
Strong ties	Weak ties
People who are alike	People who are different
Thick trust	Thin trust
Network closure	Structural holes



What can mayors do to repair civic trust?



**BLOOMBERG
HARVARD**

| City
Leadership
Initiative