

Cultural heritage



Aboriginal people have a deep and continuous connection to the place now called Victoria, evidenced by the number of statewide cultural heritage places.

Glen Eira LGA has no registered cultural heritage places.

Throughout this document the term “Aboriginal” is used to refer to both Aboriginal and Torres Strait Islander people. Use of the terms “Koori”, “Koorie” and “Indigenous” are retained in the names of programs and initiatives, and, unless noted otherwise, are inclusive of both Aboriginal and Torres Strait Islander people.

Data sources other than the Australian Bureau of Statistics Census

- 1. Maternal and Child Health Annual Report 2012-13, Department of Education and Early Childhood Development
- 2. Victorian Local Government Aboriginal Engagement and Reconciliation Survey 2012, Reconciliation Victoria

Authorised and published by the Office of Aboriginal Affairs Victoria
Department of Premier and Cabinet

1 Spring Street
Melbourne, Victoria 3000
September 2014

© Copyright State Government of Victoria 2014

This publication is copyright. No part may be reproduced by any process except in accordance with provisions of the Copyright Act 1968.

If you would like to receive this publication in an accessible format, please telephone (03) 9208 3020.

This publication is also published in pdf format on www.dpc.vic.gov.au/aboriginalaffairs

Disclaimer:
This publication may be of assistance to you, but the State of Victoria and its employees do not guarantee that the publication is without flaw of any kind or is wholly appropriate for your particular purposes and therefore disclaims all liability for any error, loss or other consequence which may arise from you relying on any information in this publication.

Aboriginal community profile series

GLEN EIRA
Local Government Area

Overview



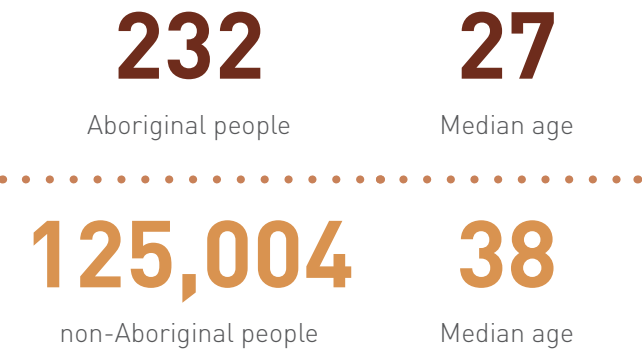
The Life Course Approach to Aboriginal Affairs in Victoria

The Victorian Aboriginal Affairs Framework 2013-2018 is the Government’s plan for closing the gap in Victoria by 2031, working in partnership with Aboriginal communities, service providers and the business sector.

This document provides a statistical profile of Aboriginal people within the Glen Eira Local Government Area (LGA). It acknowledges Aboriginal community organisations and identifies achievements and challenges relating to the Aboriginal community.

The profile is intended to support conversations between communities, service providers, governments and other key stakeholders. The information can help inform approaches and action at the local level to better meet the needs of Aboriginal people and deliver improved health, education, and employment outcomes.

Population in 2011



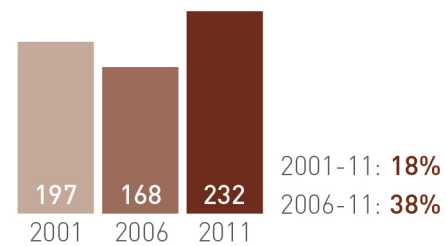
Aboriginal organisations

Known Traditional Owners
Boon Wurrung Foundation Limited
Bunurong Land and Sea Association Inc
Bunurong Land Council Aboriginal Corporation
Wurundjeri Tribe Land and Compensation Cultural Heritage Council Inc
Key community groups
Southern Metropolitan Indigenous Family Violence Regional Action Group
Southern Metropolitan Regional Aboriginal Justice Advisory Committee
Southern Metropolitan Closing the Health Gap Advisory Committee
Urban South (St Kilda) Local Indigenous Network

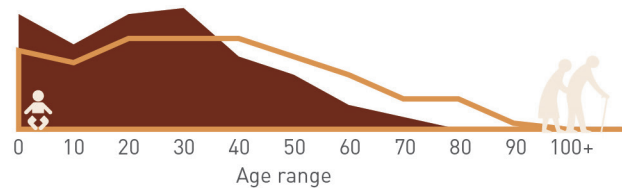
Please refer to “Victoria” profile for a list of statewide Aboriginal organisations, as these may be active in this LGA. Also note there may be other Aboriginal organisations and community groups which operate in this area.

Community

Population increase rate

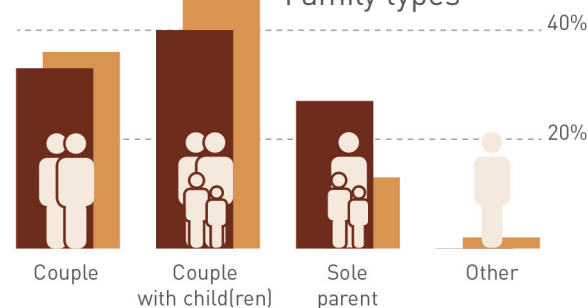


Age distribution of Aboriginal and non-Aboriginal people

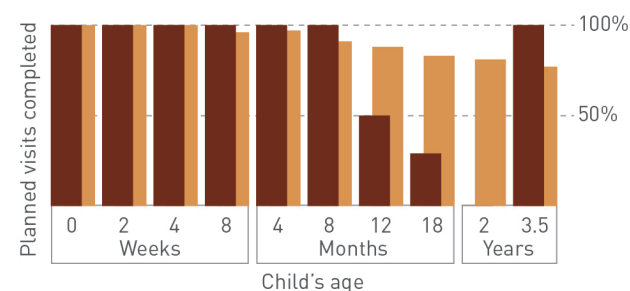


People who:
 need assistance with a disability **5%** **4%**
 provide unpaid assistance to a person with a disability **13%** **12%**
 provide unpaid childcare **32%** **29%**
 volunteer with an organisation **20%** **20%**

Family types

Maternal and child health visits¹

This graph shows Aboriginal participation rates compared with participation rates for all children



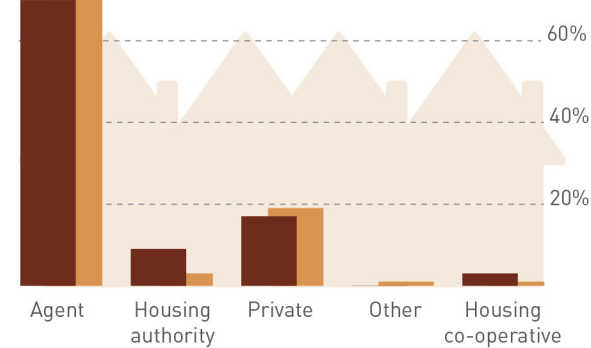
Housing and mobility

People whose home is:

Owned **29%** **68%**
 Rented **71%** **31%**

(Does not include rent-free arrangements and retirement communities)


Rental agreement types



Aboriginal people whose home is:

free-standing **53%**
 semi-detached **16%**
 a flat or unit **30%**
 mobile or temporary **0%**

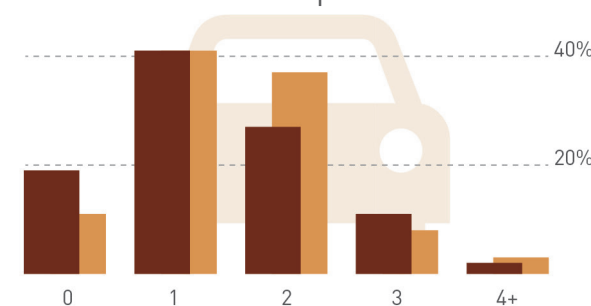
People who had moved prior to 2011, within:



Household internet access

None **14%** **17%**
 Broadband **71%** **77%**
 Dial-up **6%** **3%**
 Other **9%** **4%**

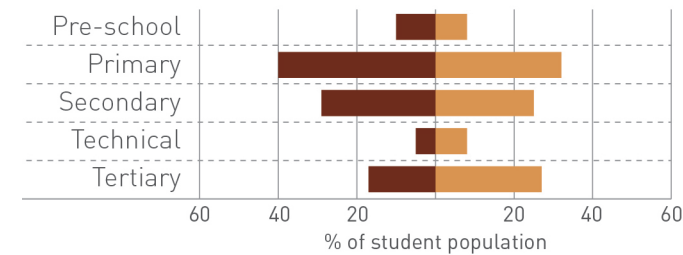
Number of cars per household



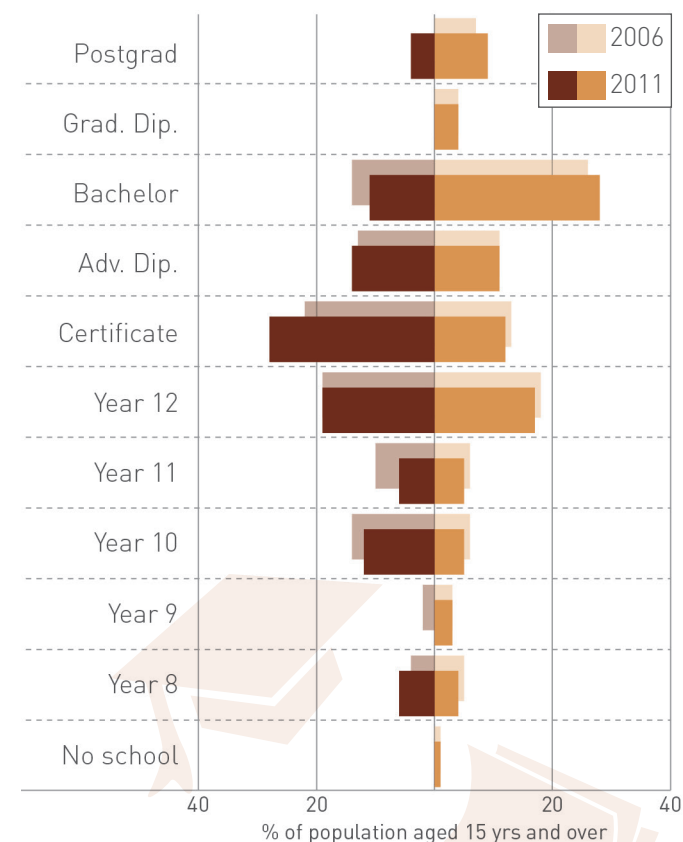
Education

Student distribution

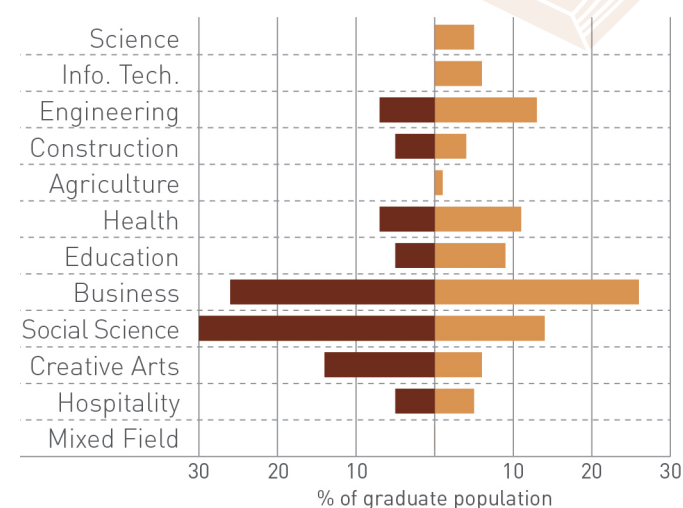
Total students **63** **30,826**



Highest level of education completed



Fields of study



Employment

Median weekly income

\$500 **\$680**

Employment rate

2006 2011

89% **89%**
96% **95%**

Employment status

Full time Part time

35% **17%**
40% **21%**

Weekly hours worked*

0 <25 25-39 40+
3% **22%** **33%** **42%**
4% **23%** **26%** **48%**

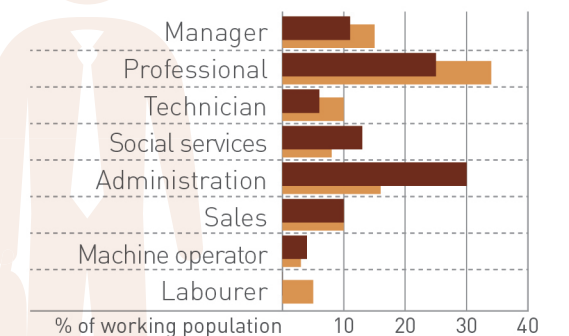
*Census week

Unemployment rate

2006 2011
11% **11%**
4% **5%**

Number of Aboriginal people employed by Glen Eira City Council² ?

Occupation



Industry

