

Toitoti 19 Bonus Activity




READ

Lucy's Lunch Challenge

Pictures by Sophie Cosslett, age 12

Page 30



LEARN

Examine Sophie's seven drawings carefully and make notes that describe what you think is happening in each scene. Discuss your interpretation with the class.



CREATE

Inspired by Sophie's drawings and your own ideas, write your version of Lucy's story. Think about how to structure your story to build and release tension for your reader.



ILLUSTRATE

Build a model or diorama to go with your story. Before you begin, draw a plan for your diorama and label its parts. Reflect on what you learned in the building process.




SHARE

Submit your own writing or artwork for publication in Toitoti and begin a conversation with other young New Zealanders through the arts.

Visit toitoti.nz for submission guidelines and deadlines




MY NOTES



MY STORY




MY NOTES



MY STORY




MY NOTES



MY STORY




MY NOTES



MY STORY



MY NOTES



MY STORY



MY NOTES



MY STORY



MY NOTES



MY STORY

Building a diorama



THE MATERIALS I WILL NEED



HOW MY DIORAMA WILL LOOK



MY REFLECTION

Visit toitoti.nz for more inspiration